

Evaluation Update

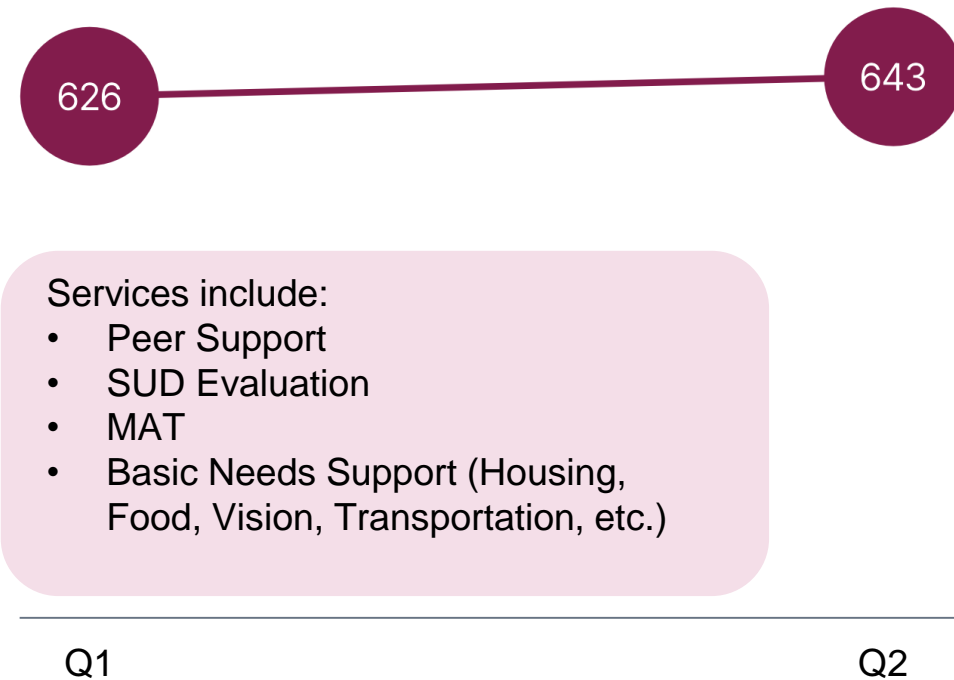


NCHA + AFRC

Renewed and expanded funding to support a collaborative regional model that addresses the opioid crisis in Northeast Colorado through whole-person care.

69% of clients were served in Logan County; the remaining were served outside of Region 4.


1,269 Services were Provided by NCHA and AFRC in Q1 + Q2



Services include:

- Peer Support
- SUD Evaluation
- MAT
- Basic Needs Support (Housing, Food, Vision, Transportation, etc.)


216 Clients were Served by NCHA and AFRC in Q1 + Q2



NCHA + AFRC Transportation


345 Individuals were Transported

by NCHA and AFRC in Q1 + Q2



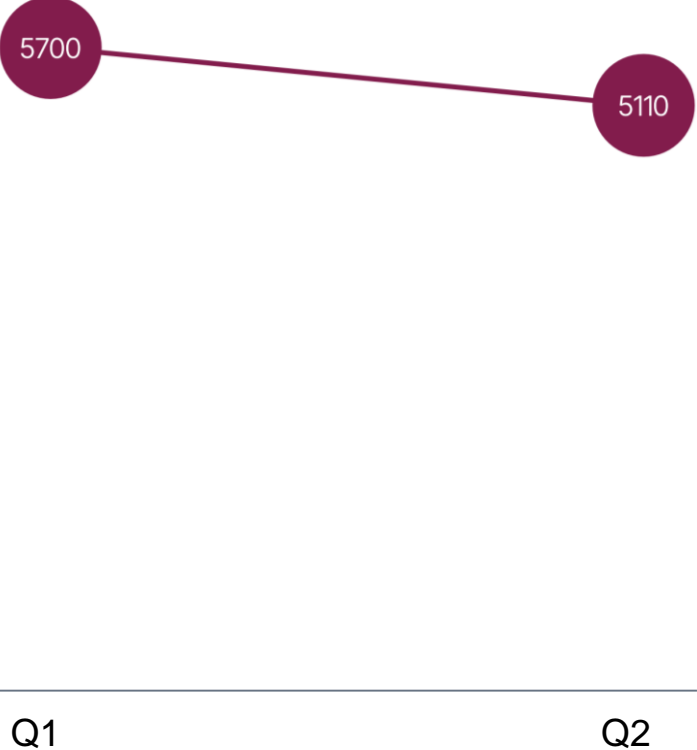
557 Rides were Given

by NCHA and AFRC in Q1 + Q2



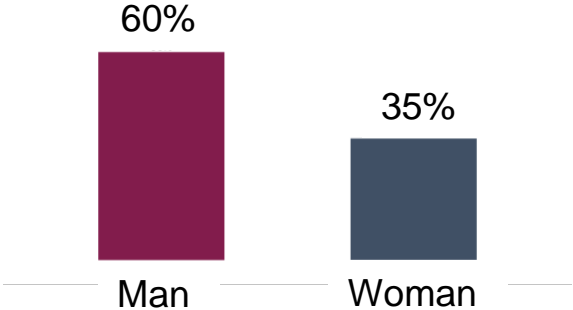
10,810 Miles were Driven

by NCHA and AFRC in Q1 + Q2

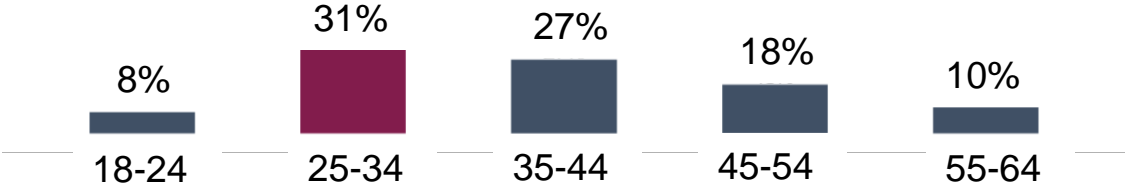


NCHA + AFRC

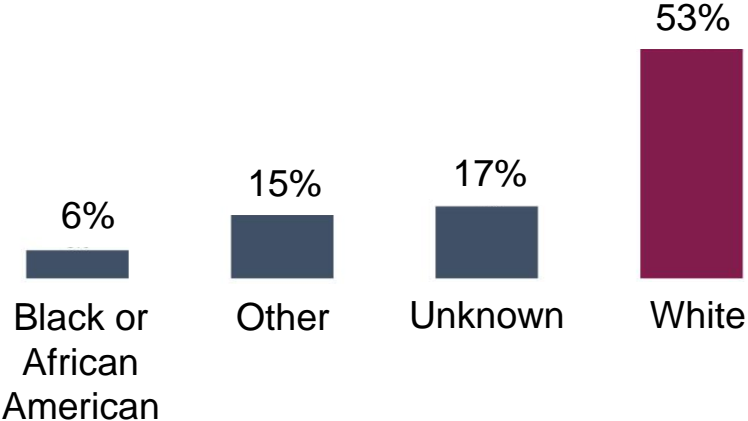
Most clients served by NCHA and AFRC in Q1 + Q2 were men.



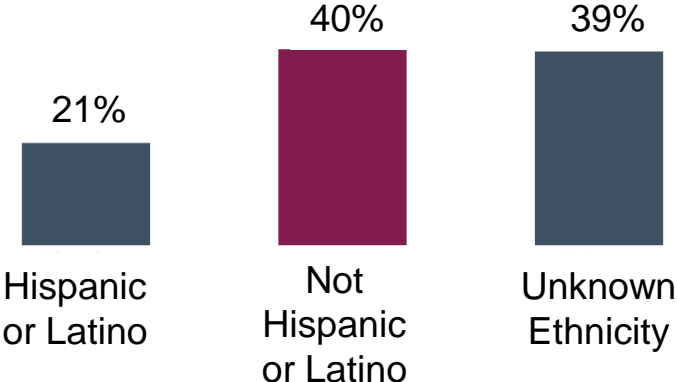
About one third of clients served by NCHA and AFRC in Q1 + Q2 were 25-34 years old.



About half of clients served by NCHA and AFRC in Q1 + Q2 identified as white.



Most clients served by NCHA and AFRC in Q1 + Q2 identified as Not Hispanic or Latino.




NCHA + AFRC

Client Success Story

“This story is one of resilience and transformation. Just months ago, this individual was struggling with Alcohol Use Disorder (AUD), facing probation challenges, and feeling overwhelmed by barriers to recovery. With consistent, hands-on support from a Peer Specialist—including attending court and probation meetings—they began to shift toward change. After about a month, they became open to treatment and were accepted into a treatment program where they fully engaged in the process and successfully completed the program. That milestone marked the start of a new chapter. Today, they are living a sober life and giving back as a Peer Recovery Specialist with two different recovery organizations. They support others through life skills groups, serve as a house manager, and help manage the intake and acceptance process for new clients. This journey is a reminder that recovery is possible and that with the right support, meaningful transformation can happen.”

Porch Light Health

188 Total Instances of MOUD were provided by Porch Light Health in Q1 + Q2.



CO ROOTS




Funding is used to improve access to Treatment and Recovery services in the Region through care coordination, educational programming, and technical assistance.

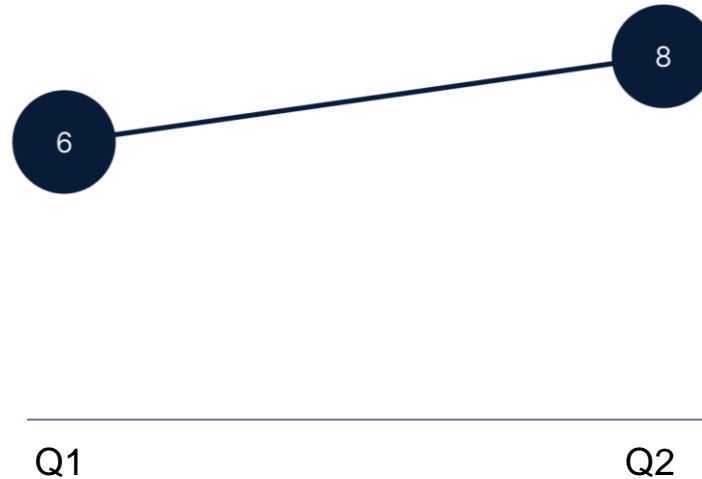


8/10 Region 4 counties were served by Colorado ROOTS in Q1 + Q2

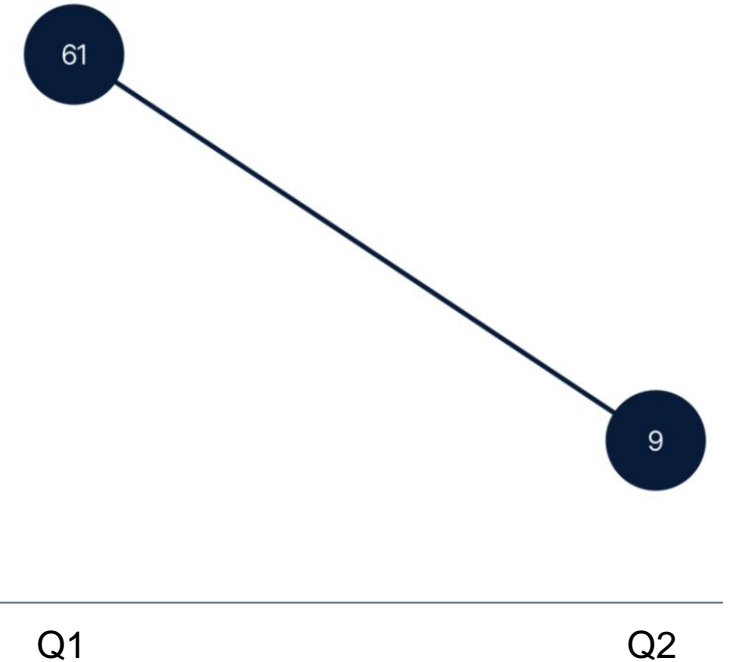
16 Activities were Provided by ROOTS in Q1 + Q2



14 Facilities were Reached by Activities by ROOTS in Q1 + Q2

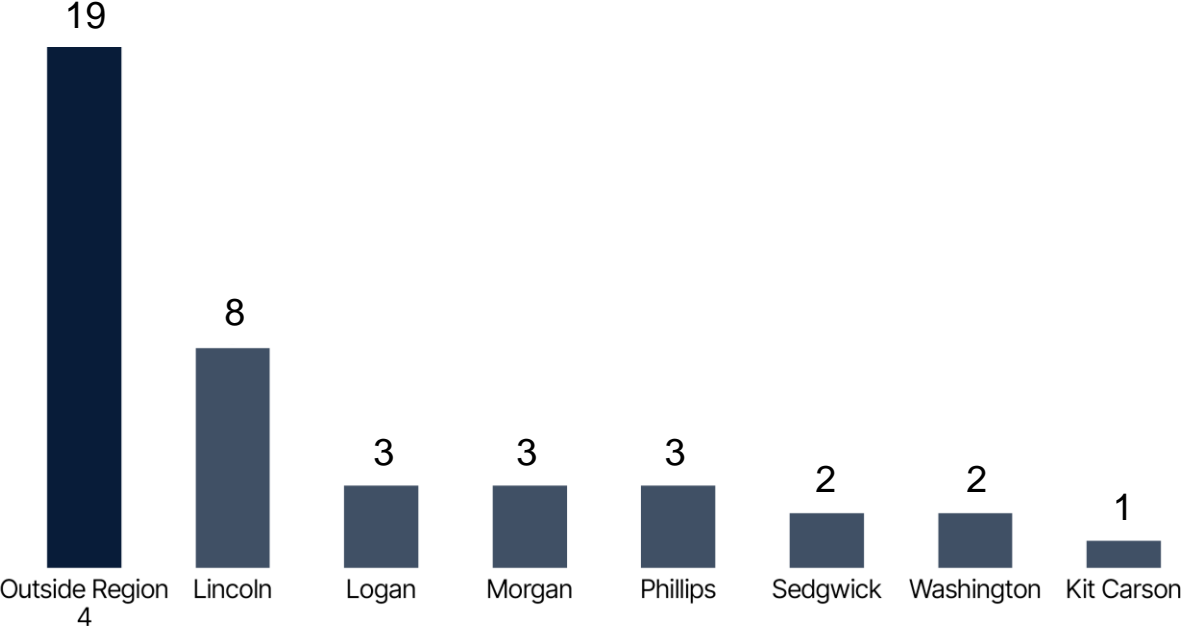


70 Services Providers were Reached by ROOTS in Q1 + Q2

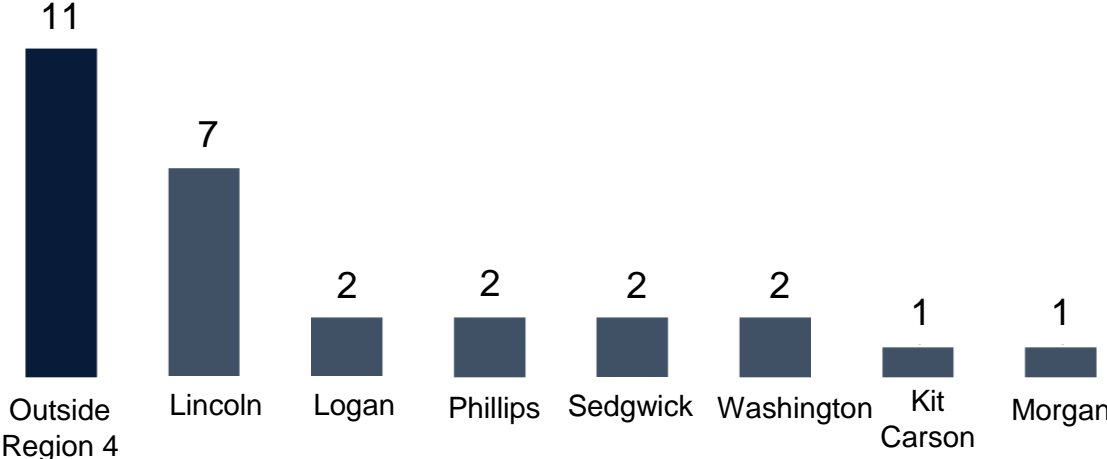


CO ROOTS Referrals

41 Incoming Referrals were Received by **ROOTS** in Q1 + Q2



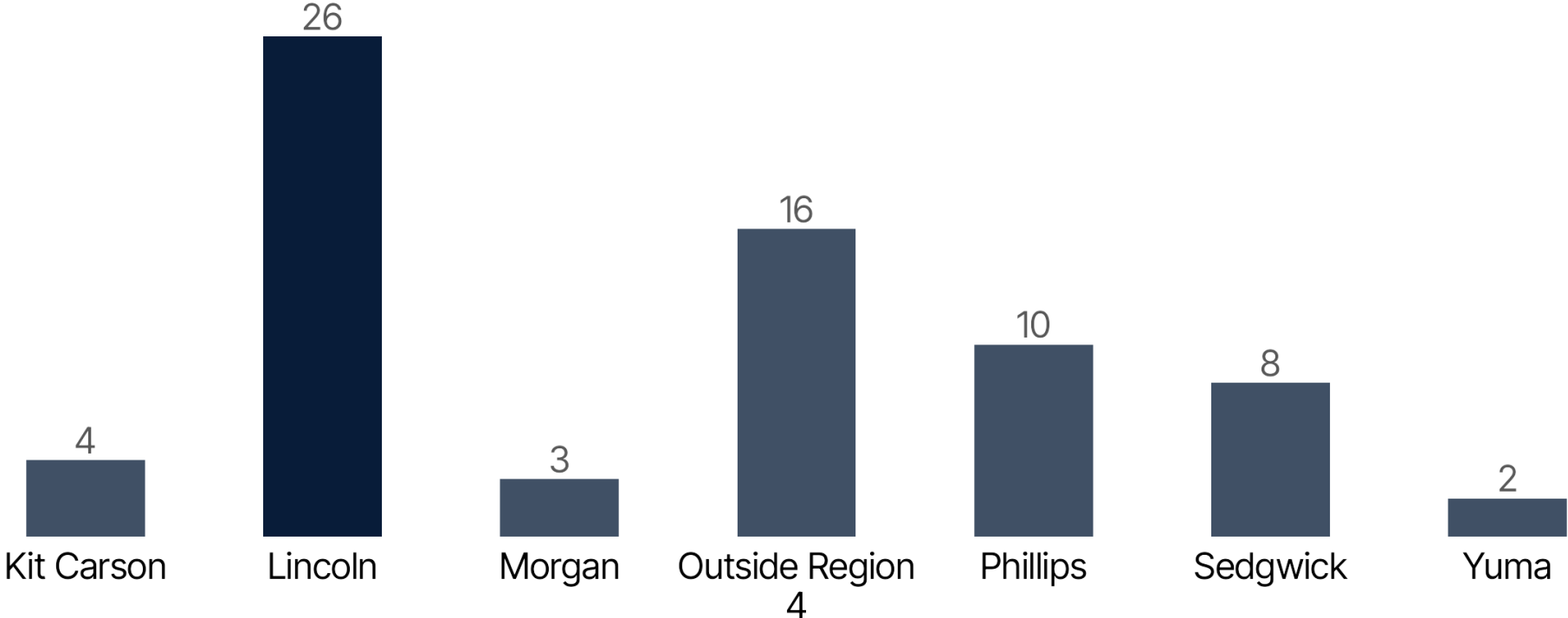
28 Outgoing Referrals were made by **ROOTS** in Q1 + Q2



CO ROOTS

Technical Assistance

69 Instances of Technical Assistance were provided by **ROOTS** in Q1 + Q2. Most technical assistance occurred in **Lincoln County**.




CO ROOTS Melissa Memorial



ROOTS received additional funding through the Infrastructure Grant to partner with Melissa Memorial Hospital to provide a new withdrawal management program.

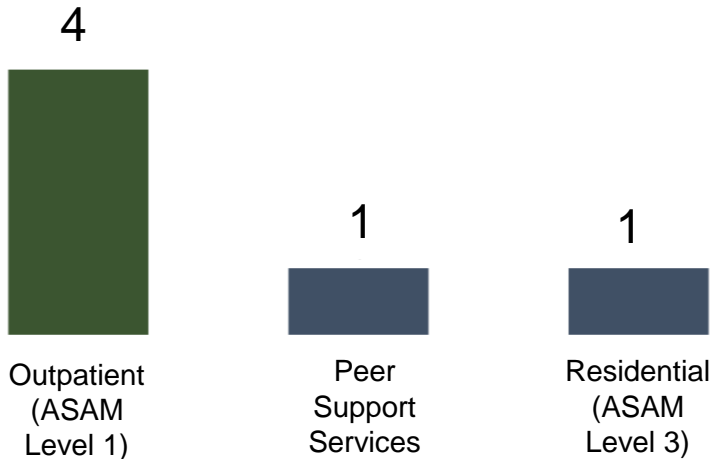
11 Individuals Presented Intoxicated or with a SUD
in Q1 + Q2



5 Individuals Received Withdrawal Management
in Q1 + Q2



4/6 Referrals to Services
were made to **Outpatient Care** in Q1 + Q2



Hope House

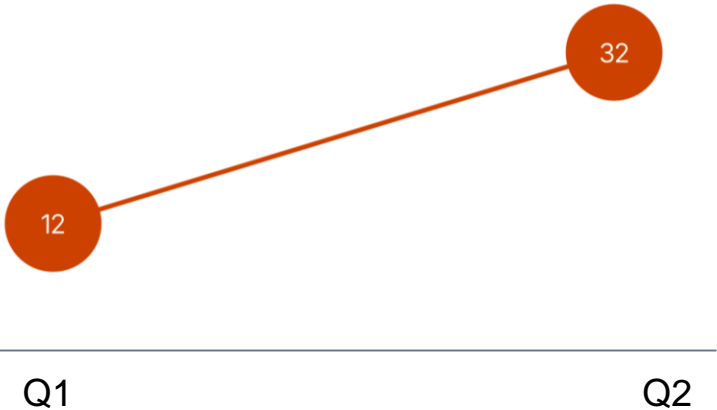


Hope House funding provides a structured, one-year, summer after-school program for substance misuse prevention activities and mentorship for 25 to 35 youths ages 12–18 residing in Sterling and Morgan Counties.

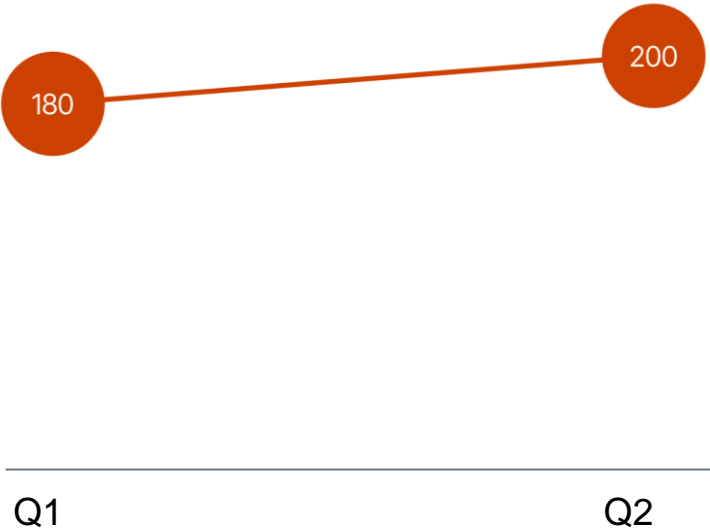
In Q2 the Retention Rate for the Youth Program was 98%

44 Total Youth Received Services in Q1 + Q2

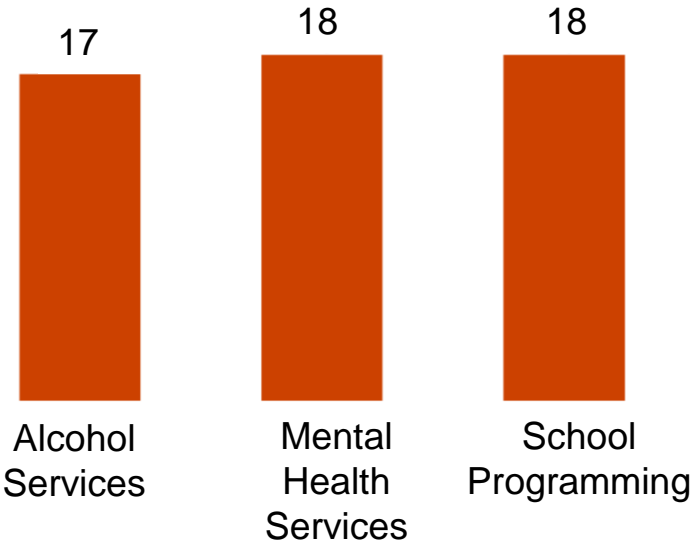
New youth served increased from 12 in Q1 to 20 in Q2



Average Services Hours per Youth increased from Q1 to Q2



Youth Received Alcohol and Mental Health Services and School Programming in Q1 + Q2



Hope House

Success Story

“Youth participants continued to demonstrate strong progress in both academic and personal development. Many maintained passing grades across all classes and showed improved consistency in attendance and engagement.

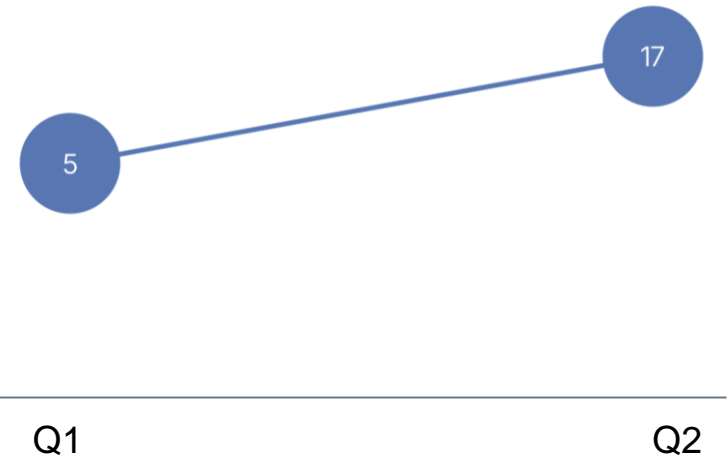
Also, youth are continuing to avoid substance use and are increasing their knowledge through decision-making skills class as well as having a few participants taken on leadership roles within group activities.”

Antelope Recovery

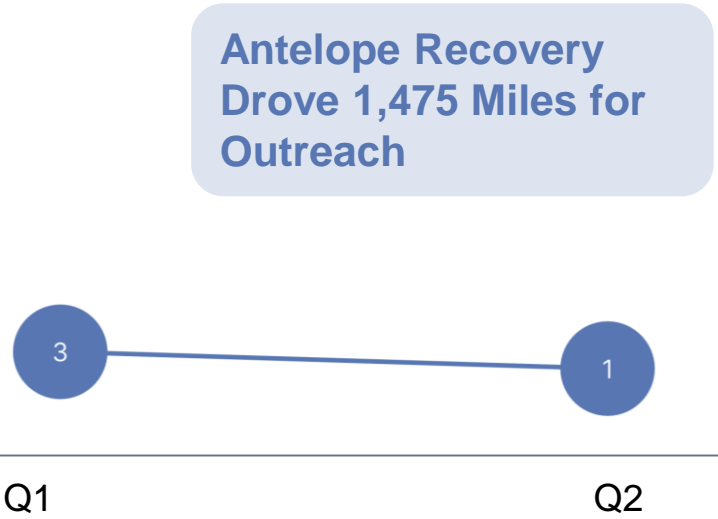


Funding supports a 6-month outreach and engagement campaign to raise awareness of their SUD intense outpatient (IOP) and outpatient (OP) programs, increase program engagement, and build community partnerships.

22 Total Youth Received Services in Q1 + Q2

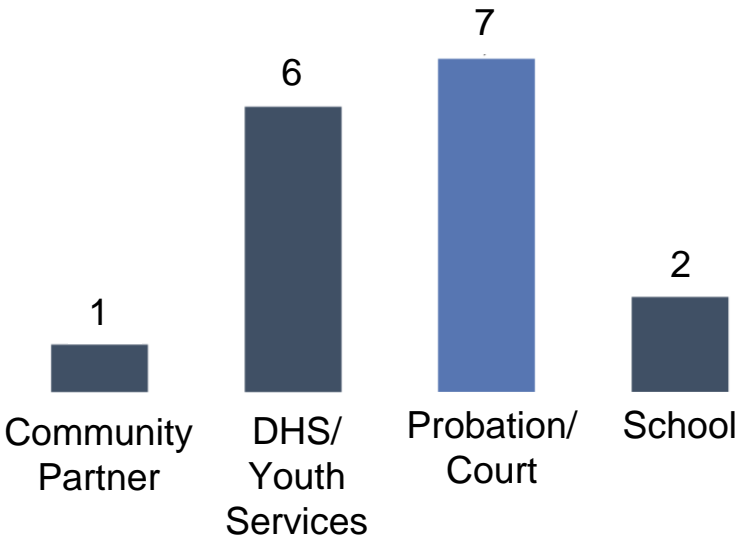


4 Outreach Trips were conducted in Q1 + Q2



Note: Q2 involved one mail-based campaign in lieu of an in-person outreach trip

Most Referrals came from Probation/Court in Q1 + Q2



Antelope Recovery

Success Story

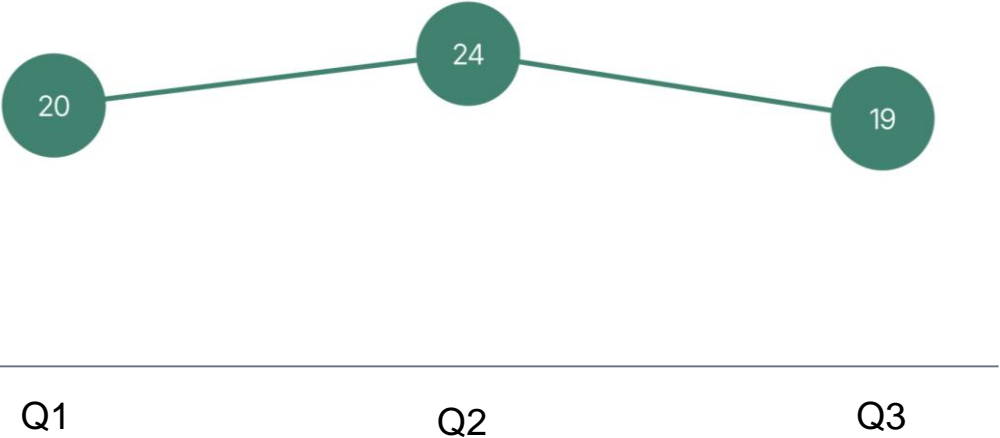
“We've seen a large uptick in referrals from this region! One story - We've sent two laptops to youth in this region over the last quarter who are now in IOP at Antelope. Without this funding, we never would have been able to reach these youth and it is very unlikely they would have received support (nearest program is 45 mins+ away). We had multiple new partners reach out to us this quarter, indicating our outreach efforts are tamping up and starting to build momentum - we're so excited by the progress and hopeful to keep the snowball rolling.”

MOUD in Jails



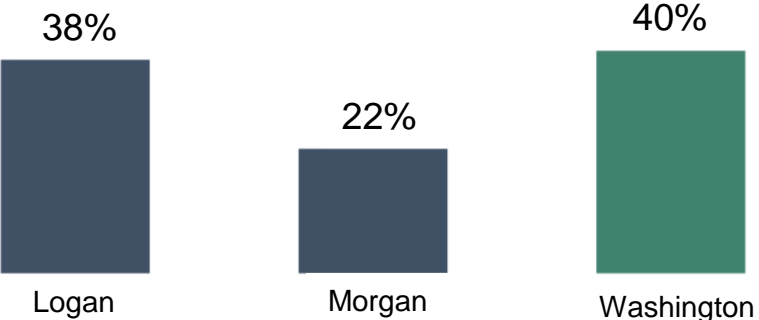
In 2024, six jails in Region 4 lost funding for the MOUD programs. Abatement funding is used to support MOUD programs in three jails.

63 Individuals Received Services in Q1 + Q2 + Q3



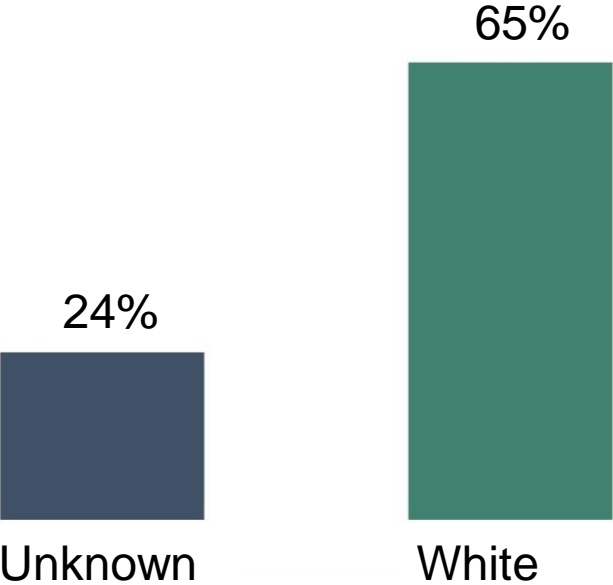
Note: Individual tracking shifted to aggregated totals of individuals in Q3, numbers represented likely include duplication

Most Services Occurred in Washington County in Q1 + Q2 + Q3

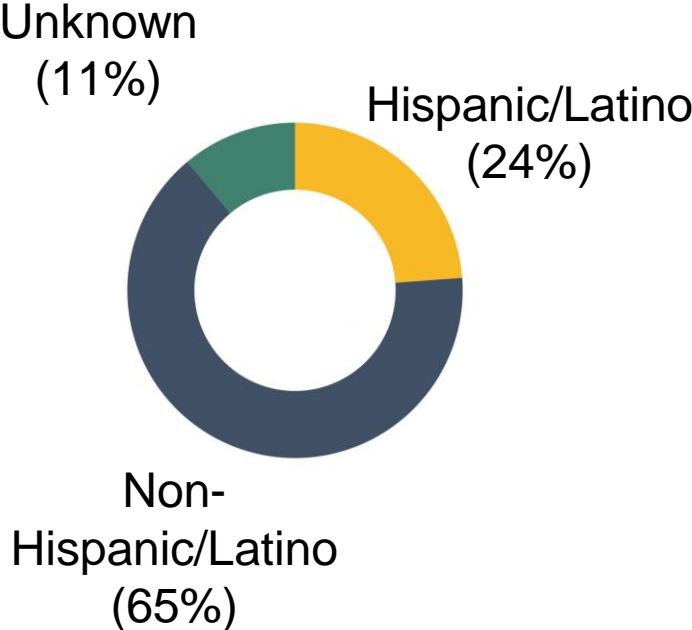


MOUD in Jails

Most Participants Identified as White



Most Participants were Non-Hispanic



Most Participants were 25-34 years old

