

*YUMA COUNTY
BUDGET*

2023



LGID # 63012

YUMA COUNTY, COLORADO
LETTER OF BUDGET TRANSMITTAL

2023 BUDGET

Approved
December 15, 2022


TO: DIVISION OF LOCAL GOVERNMENT
1313 SHERMAN ST, ROOM 521
DENVER, CO 80203

Attached is the 2023 budget for the COUNTY OF YUMA in YUMA COUNTY submitted pursuant to CRS 29-1-113(1). This budget was adopted on December 15, 2022. If there are any questions on the budget please contact ANDREA CALHOON, ADMINISTRATOR at 970-332-5796 or 310 Ash Street, Suite A, Wray, CO 80758. The mill levy certified to the County Commissioners is 21.714 mills, less a mill levy credit of -0.00 and an abatement of .000 which will result in a 21.714 mill levy for all operating purposes (not including GO bonds and interest or contractual obligations approved at elections or levies for capital expenditures.) All mill levy revenue is based on assessed valuation of \$311,435,790. Enclosed is a copy of the certification of mill levies sent to the County Commissioners.

AN INCREASE LEVY BEYOND THE PROPERTY TAX REVENUE LIMIT IS NOT BEING REQUESTED.

I hereby certify that the enclosed are true and accurate copies of the budget certification of tax levies to the Board of County Commissioners.

SIGNATURE OF OFFICER: _____



Andrea Calhoon
Yuma County Administrator



YUMA COUNTY BOARD OF COUNTY COMMISSIONERS
RESOLUTION TO SET MILL LEVIES

Resolution 12-15-2022 A

A RESOLUTION LEVYING GENERAL PROPERTY TAXES FOR THE YEAR 2023 TO HELP DEFRAY THE COSTS OF GOVERNMENT FOR THE COUNTY OF YUMA, COLORADO, FOR THE 2023 BUDGET YEAR:

WHEREAS, the amount of money necessary to balance the budget for General Fund purposes is \$5,196,306 and;

WHEREAS, the amount of money necessary to balance the budget for the Road and Bridge Fund is \$787,621; the Human Services Fund is \$311,436; the Self Insurance Fund is \$155,718; the Recreation Fund is \$311,436, and;

WHEREAS, the 2022 valuation for assessment for the COUNTY OF YUMA as certified by the County Assessor is \$311,435,790.

NOW, THEREFORE, BE IT RESOLVED BY THE COMMISSIONERS OF THE COUNTY OF YUMA, COLORADO:

Section 1. That for the purpose of meeting all operating expenses of the COUNTY OF YUMA during the 2023 budget year, there is hereby levied a tax of 21.714 mills, less a credit of 0.000 mills, plus an abatement of 0.000 mills resulting in 21.714 mills upon each dollar of the total valuation for assessment of all taxable property within the County for the year 2022.

The details of the above tax levies are as follows:

<u>FUND</u>	<u>MILL LEVY</u>
General	16.685
Less Temporary Levy Credit	-0.000
Abatement / Tax Refund	<u>0.000</u>
Total General	16.685
Road and Bridge	2.529
Human Services	1.000
Insurance Fund	0.500
Recreation Fund	<u>1.000</u>
TOTAL LEVY	21.714

Section 2. That the CHAIRMAN is hereby authorized and directed to immediately certify to the County Commissioners of Yuma County, Colorado, the mill levies for the COUNTY OF YUMA as hereinabove determined and set.

Adopted this 15th day of DECEMBER, 2022.

ATTEST: 

Beverly A. Wenger, Yuma County Clerk





Trent Bushner
CHAIRMAN OF THE BOARD

**YUMA COUNTY BOARD OF COUNTY COMMISSIONERS
RESOLUTION TO ADOPT BUDGET**

Resolution 12-15-2022 B

A RESOLUTION SUMMARIZING EXPENDITURES AND REVENUES FOR EACH FUND AND ADOPTING A BUDGET FOR THE COUNTY OF YUMA, COLORADO, FOR THE CALENDAR YEAR BEGINNING THE FIRST DAY OF JANUARY 2023 AND ENDING ON THE LAST DAY OF DECEMBER 2023.

WHEREAS, the COMMISSIONERS OF THE COUNTY OF YUMA have appointed Andrea Calhoun, Administrator, to prepare and submit a proposed budget to this governing body on January 17, 2022 for its consideration, and;

WHEREAS, upon due and proper notice, published in accordance with the law, said proposed budget was open for inspection by the public at a designated place, a public hearing was held on December 15, 2022 for Yuma County Government, the Yuma County Landfill, and the Yuma County Water Authority Public Improvement District. Interested taxpayers were given the opportunity to file or register comments and/or objections to said proposed budget, and were provided an opportunity to discuss the proposed use of funds;

WHEREAS, whatever increases may have been made in the expenditures, like increases were added to the revenues so that the budget remains in balance, as required by law.

NOW, THEREFORE BE IT RESOLVED BY THE COMMISSIONERS OF THE COUNTY OF YUMA, COLORADO:

Section 1. That estimated revenues are as follows:

General Fund and others listed below:

From sources other than general tax	19,860,628
From the general property tax levy	<u>6,762,517</u>
Total all funds	26,623,145

Section 2. That estimated expenditures for each fund are as follows:

<u>FUND</u>	<u>ESTIMATED EXPENDITURES</u>
General	7,634,980
Road and Bridge	6,126,879
Human Services	7,349,495
Self-Insurance	347,000
Recreation	500,000
Conservation Trust (Lottery)	100,000
Payroll Clearing	558,262
Useful Public Service	8,668
Grant	1,468,814
Water Authority	200,412
Sanitary Landfill	496,773
Sheriff's Trust	182,294
Fiscal Agency Fund	261,569
Capital Acquisitions Reserve	675,000
Closure Post-Closure	120,000
Separation Leave Reserve	100,000
Emergency Reserve	<u>493,000</u>
<u>TOTAL</u>	<u>26,623,145</u>

Section 3. That the budget as submitted, and hereinabove summarized by fund, hereby is approved and adopted as the budget of the COUNTY OF YUMA for the year stated above.

Section 4. That the budget hereby approved and adopted shall be signed by THE CHAIRMAN OF THE BOARD and made a part of the public records of the County.

ADOPTED, this 15th day of December, 2022.


THE BOARD OF COUNTY COMMISSIONERS
OF YUMA COUNTY, STATE OF COLORADO


Trent Bushner, Chairman


Scott Weaver


Mike Cerar

ATTEST:


Beverly A. Wenger, County Clerk



CERTIFICATION OF TAX LEVIES

TO: COUNTY COMMISSIONERS OF YUMA COUNTY, COLORADO.

Dear Commissioners:

For the year 2023 the Board of County Commissioners of YUMA COUNTY hereby certifies a total levy of 21.714 mills, less a temporary levy of -0.000, plus an abatement levy of 0.000 mills, resulting in a net total levy of 21.714 mills to be extended by you upon the total assessed valuation of YUMA COUNTY to produce \$6,764,074 in revenue.

The levies and revenues are for the following purposes:

<u>FUND</u>	<u>MILLS</u>	<u>REVENUE</u>
1. General Operating Revenue	16.685	\$5,196,306
Temporary Mill Levy Reduction	0.000	0
Abatement Levy	<u>0.000</u>	<u>0</u>
Total General Fund	16.685	5,197,863
2. Road and Bridge	2.529	787,621
3. Human Services	1.000	311,436
4. Self-Insurance	0.500	155,718
5. Recreation	<u>1.000</u>	<u>311,436</u>
<u>TOTAL</u>	<u>21.714</u>	<u>\$6,762,517</u>

CONTACT PERSON: ANDREA CALHOON, ADMINISTRATOR
DAYTIME PHONE # 970-332-5796

SIGNED


Trent Bushner

CHAIRMAN, BOARD OF COUNTY COMMISSIONERS

Dated: DECEMBER 15, 2022



**YUMA COUNTY BOARD OF COUNTY COMMISSIONERS
RESOLUTION TO APPROPRIATE SUMS OF MONEY
Number 12-15-2022 C**

A RESOLUTION APPROPRIATING SUMS OF MONEY TO THE VARIOUS FUNDS AND SPENDING AGENCIES, IN THE AMOUNTS AND FOR THE PURPOSE AS SET FORTH BELOW, FOR THE COUNTY OF YUMA, COLORADO, FOR THE 2023 BUDGET YEAR:

WHEREAS, the Commissioners have adopted the annual budget in accordance with the Local Government Budget Law, on December 15, 2022 and;

WHEREAS, the Commissioners have made provisions therein for revenues in an amount equal to or greater than the total proposed expenditures as set forth in said budget, and;

WHEREAS, it is not only required by law, but also necessary to appropriate the revenues provided in the budget to and for the purposes described below, so as not to impair the operations of the County.

NOW, THEREFORE BE IT RESOLVED BY THE COMMISSIONERS OF THE COUNTY OF YUMA, COLORADO:

Section 1. That the following sums are hereby appropriated from the revenue of each fund, to each fund, for purposes stated:

<u>FUND</u>	<u>ESTIMATED EXPENDITURES</u>
General	7,634,980
Road and Bridge	6,126,879
Human Services	7,349,495
Self-Insurance	347,000
Recreation	500,000
Conservation Trust (Lottery)	100,000
Payroll Clearing	558,262
Useful Public Service	8,668
Grant	1,468,814
Water Authority	200,412
Sanitary Landfill	496,773
Sheriff's Trust	182,294
Fiscal Agency Fund	261,569
Capital Acquisitions Reserve	675,000
Closure Post-Closure	120,000
Separation Leave Reserve	100,000
Emergency Reserve	<u>493,000</u>
<u>TOTAL</u>	<u>26,623,145</u>

Detail of the appropriation is listed in the 2023 budget document.

ADOPTED this 15th day of DECEMBER, 2022.

**THE BOARD OF COUNTY COMMISSIONERS
OF YUMA COUNTY, STATE OF COLORADO**

Trent Bushner, Chairman

Scott Weaver

Mike Leerar

ATTEST:

Beverly A. Wenger
Beverly A. Wenger, County Clerk



YUMA COUNTY BUDGET MESSAGE 2023

The 2023 Budget for Yuma County demonstrates the expected disbursement of revenues across all County offices and agencies as well as the associated expenditures expected to be incurred in the provision of public services. The budget is reviewed and approved by the Board of County Commissioners in accordance with CRS 29-1-108 (2).

Assessed Valuation –

The 2022 Yuma County assessed valuation is \$311,435,790; an increase of \$29,757,020 compared to the 2021 assessed value of \$281,678,770. The net total mill levies of 21.714 will be extended for all county funds.

Severance Tax Revenue to Road & Bridge Fund –

Via the passage of Resolution 12-15-2020D Yuma County resumes the deposit of Severance Tax Revenue into the General Fund #1 for 2021 forward. Resolution 11-26-08A directed that all money due to Yuma County for severance tax received in 2008 and thereafter shall be deposited into the Road and Bridge Fund #2. Prior to 2008, severance tax revenue was considered revenue to the Yuma County General Fund #1.

County General Fund #1—

The General Fund #1 provides for a wide variety of core public services and general county operations. Multiple departments and the home offices of all Elected Officials are funded through the General Fund. The General Fund budget provides for services as outlined below.

General government services and operations:

- The Yuma County Administration Office serves under the direction of the Board of County Commissioners and coordinates general county operations, financial reporting and accounting, and budget preparation.
- Maintenance and custodial services for county facilities are managed under the direction of the County Administrator.
- The Yuma County Land Use Office, overseen by the County Administrator, reviews and processes land use permits, including Exemptions from Subdivision, Major Land Use Permits, and Activity Notices.
- Global Information Systems (GIS) administers geographical information and local mapping, both digitally and hard copy.
- The Assessor's Office appraises values and assesses taxes for all property within the county.
- The Treasurer's Office collects taxes and fees and oversees County banking needs.
- The Clerk & Recorder's Office administers local motor vehicle services, records public documents, administers elections, and operates the drivers' license department.
- In 2020, the Yuma County Administration Office established a local Commercial Driver's License (CDL) testing unit, which is overseen by the County Administrator. The new department has been funded based on a recognized economic need in Yuma County and the region.

Judicial:

The 13th Judicial District Attorney's Office provides local judicial services. Funding for the DA's office is provided jointly by Yuma County and the remaining counties served within the 13th Judicial District.

Public Safety:

The Sheriff's Office, County Jail, Coroner's Office, and Office of Emergency Management provide for comprehensive aspects of public safety.

In 2018, an additional salary line item was added to the Sheriff's Office budget entitled Major Operations for purposes of accounting for increased salary needs associated with major public safety and/or criminal events. This line has since been removed due to changes in management strategy and scheduling practices. Overtime resulting from all sources is budgeted within the general overtime line for the Sheriff's Office as well as the County Jail. In 2021 a new line was added to the Jail budget to separate additional straight time pay paid under the Law Enforcement Fair Labor Standards Act to more clearly delineate schedule management for Jail operations.

Public Health Services:

- Local ambulance services City of Wray Ambulance Service, City of Yuma Ambulance Service, Idalia Ambulance Service, and South Y-W Ambulance Service are licensed annually by the Board of County Commissioners. The City of Wray and the City of Yuma Ambulance Agencies operate on their own revenue, with occasional contributions from the Board of County Commissioners made on a special request basis. Ambulance maintenance costs and funding support for Idalia Ambulance Service and South YW Ambulance service are budgeted for annually to ensure provision of safety net services across unincorporated Yuma County. The agencies provide personnel, supplies, and general operating costs for their respective ambulance agencies.
- The Northeast Colorado Health Department (NCHD) administers public health services in Yuma County and five other regional counties with contributions from Yuma County and the remaining counties served.
- Centennial Mental Health Center, Incorporated provides mental health services to Yuma County and nine other counties. No county funds have been requested for provision of services in 2023.

Auxiliary Services:

- The Yuma County Fair is held annually in August, under direction of the Yuma County Commissioners through the appointed Yuma County Fair Board. The Yuma County Administration Office provides administrative support as necessary.
- A contribution is again being made to the Irrigation Research Foundation to support agriculture research.
- Yuma County Economic Development provides assistance to retain current businesses and assists in attracting new business into the county. Tax reductions approved through the Yuma County Incentive Policy are tracked through line item 01-509-6475 "Economic Development Incentive". There will be no incentive payments in 2023.

- The Veterans' Service Officer assists veterans living in the county with various administrative and medical support services.
- Various communication infrastructure and services are financially supported to provide for communications towers and phone lines necessary for fire and ambulance communications.
- Yuma County provides funding to Eastern Colorado Services for the Developmentally Disabled, Inc., which in turn provides services and support for developmentally disabled individuals in Yuma County and nine other counties.

Intergovernmental Services:

- Yuma County in partnership with various other counties of the region support Colorado State University Golden Plains Extension Services, the Northeast Colorado Association of Local Governments, and the Northeast Colorado Transportation Authority.
- The W-Y Communications Center provides for dispatching of public safety services and receipt of E911 calls from Yuma and Washington Counties. As a joint service provider, operational revenues for the center come from Washington County Government, Yuma County Government, as well as the local 911 Authority Board, which is responsible for managing and administering the 911 telephone surcharge.
- Yuma County provides financial support for provision of solid waste disposal through the Yuma County Landfill in partnership with the City of Yuma, the City of Wray, and the Town of Eckley.

Road & Bridge Fund #2 –

The Road & Bridge Department is overseen by the Road & Bridge Supervisor at the direction of the Board of County Commissioners. The 2023 mill levy remains at 2.529 mills, the same as in the 2022 budget. This department is responsible for the maintenance of approximately 2500 miles of road within the county. In addition to road maintenance, the Road & Bridge Department oversees county gravel pits, maintains off-highway bridges, and provides for mowing and snow removal as necessary.

Health and Human Services Fund #3 –

The Yuma County Human Services Department is overseen by the Director of Human Services, who is appointed by the Board of County Commissioners. This department provides economic assistance and social services within the county. Some of these services are supported completely or in part by the State of Colorado. The 2023 mill levy is 1.000 mill.

Self-Insurance Fund #4 –

The Self-Insurance Fund is funded through a .500 mill levy and is established to provide funding for County insurance expenses.

Recreation Fund #5 –

The Recreation Fund receives a 1.000 mill for funding public recreational needs. Expenditures include support for television reception for the Northeastern Colorado region through the Region 1 Translator Association as well as various expenditures for public spaces and recreational services.

Conservation Trust Fund #6 –

The Conservation Trust Fund administers received funds from the State of Colorado through lottery funds and is managed in accordance with CRS 29-21-101 and CRS 30-11-122. Interest is earned on

Conservation Trust Funds according to Resolution # 12-15-06 B.

Payroll Clearing Fund #7 –

In order to increase administrative efficiency for small-scale local public agencies, the County Commissioners provide for payroll processing services through the County Administration Office. Payroll services in 2023 are to be provided for the East Yuma County Cemetery District, the West Yuma County Cemetery District, the Public Trustee, the Northeast Colorado Revolving Loan Fund, Yuma County Economic Development, and the Yuma County Weed and Pest Control District. Yuma County is reimbursed by each of these agencies for the full payroll expenditure. Only the service of processing payroll is donated. Employees of these entities are not considered employees of Yuma County. Grant monies received for the Revolving Loan Fund are redistributed to that organization.

Useful Public Service Fund #8 –

The Useful Public Service program, established under CRS 18-1.3-507, is funded by court charges and Useful Public Service buyout fees and operates under the direction of the Yuma County Sheriff.

Grant Clearing Fund #9 –

Fund #9 is a clearing fund for grant funding received for which the county is acting as the fiscal agent. Yuma County is expecting grant revenues in 2023 from: State Court Security, County Clerks Technology Fund, potential Colorado State grant funds, American Rescue Act Funds, and various other potential grant funds.

Yuma County Water Authority Fund #10 –

The Yuma County Water Authority, established through Resolution #12-17-2007 M, is established to track revenues and expenditures for preserving the water in Yuma County for the best interests of the residents. The Yuma County Water Authority is governed by an appointed board comprised of the Board of County Commissioners and two appointees each from the City of Wray, City of Yuma, and Town of Eckley, respectively. Operations are funded by a contribution made by each entity based on the population served by the entity. Should water rights be purchased, each entity may own the rights in whole or in part based on the financial contribution to purchase such rights.

Sanitary Landfill Fund #11 –

The Yuma County Landfill is responsible for the management of solid waste disposal in Yuma County. The Landfill provides for services for the City of Wray, City of Yuma, and Town of Eckley as well as the unincorporated county. As such, the Landfill is overseen by an appointed Board of Directors comprised of the Yuma County Board of County Commissioners and two representatives each for the City of Wray, City of Yuma, and Town of Eckley, respectively. Funding is provided by all four governmental entities in proportion to the population served through the respective entities. A recycling program is also overseen and funded through the Yuma County Landfill.

Sheriff's Trust Fund #12 –

Various grant programs and public funds resulting from or intended to fund public safety services are managed through the Sheriff's Trust Fund #12. Funds include, but are not limited to, Victim's Assistance, various law enforcement grants, Bulletproof Vest Grants, Peace Officer Standards and Training (POST) reimbursement and grant funds, and State Criminal Alien Assistance Program (SCAAP) grant funds are managed through Fund 12. Non-grant Sheriff's Office permitting, concealed weapons,

certified VIN inspection, fingerprinting, and inmate revenue funds are also managed through Fund 12 and are considered public funds.

Fiscal Agency Fund #13 –

As a known fiduciary steward, Yuma County is occasionally requested to serve as fiscal agent for regional projects. In 2022, Yuma County accepted fiscal agency for the Region 4 Opioid Council, managing funds obtained from a national opioid manufacturer settlement on behalf of Sedgwick, Phillips, Logan, Morgan, Elbert, Washington, Lincoln, Kit Carson, Cheyenne, and Yuma Counties. Funds are used under the direction of a regional board and the guidance of the State of Colorado Office of Opioid Abatement and the terms of the legal settlement.

Capital Acquisition Fund #20 –

Large-scale purchases commonly defined as capital purchases are expended out of Fund 20. Common expenditures include equipment, software, vehicles, land and building purchase or improvement, and security expenditures.

Closure/Post Closure Fund #21 –

The Closure/Post Closure Fund #21 is established for purposes of ensuring funds are available for future landfill closure and post-closure monitoring expenditures. At the end of each year, a balance of money from the Landfill (Fund #11) is set-aside in Fund 21 for the purpose of making sure there are funds available to close the landfill and perform maintenance and monitoring functions at the landfill site after being closed. At the end of 2021, there was a balance of \$131,535 in this fund. Interest is earned on Closure/Post Closure Funds according to Resolution #12-15-06 B.

Separation of Employment Fund #22 –

The Separation of Employment fund is utilized to pay for accrued personal leave when a long-term employee separates employment with the county. This liability is not accounted for in the individual payroll departments.

Emergency Reserve Fund #25 –

The emergency reserve is to be used for emergency purposes only and is intended to assist with meeting requirements as established in Article X, Section 20 (5) of the Colorado Constitution.

BASIS OF ACCOUNTING

The modified accrual basis of accounting is used by Yuma County. Under the modified accrual basis of accounting, revenues are recognized when susceptible to accrual. Expenditures are recorded when the related fund liability is incurred.

The Board of County Commissioners passed Resolution Number 12-30-11A for the purpose of complying with Governmental Accounting Standard Board GASB # 54. This resolution is attached and included as part of the 2023 budget message. (Pages 5 and 6)

CAPITAL LEASES

Yuma County has no capital leases as of December 31, 2022.

**RESOLUTION OF
THE YUMA COUNTY BOARD OF COMMISSIONERS**

Resolution #12-30-11 A

RE: Allocation of Yuma County Fund Balance as required by GASB 54

WHEREAS, the Board of County Commissioners of Yuma County, State of Colorado, has convened a duly and lawfully called regular meeting on the 30th day of December, 2011 and;

WHEREAS, Auditor Jerry McMahan has made recommendations to Yuma County for complying with the Governmental Accounting Standard Board (GASB) #54, and;

WHEREAS, Yuma County recognizes that the public has the right to all financial information of the county. The financial needs of the county are evaluated each year. It is difficult to know exactly what may be required or needed to keep the county operating.

WHEREAS, surplus funds are needed to cover the unexpected that cannot be planned for; such as: a winter with several blizzards, floods that take out roads and bridges, and high increases in the price of gas from when the budget was approved. High profile legal cases can be devastating financially to a small county. The Commissioners feel it is prudent to retain reserve funds for such emergencies; and also, for the time when the assessed value decreases by a substantial amount.

WHEREAS, Yuma County understands that Governmental Accounting standards have changed and, because of this, acknowledge that when preparing the audit, the Auditor will need to designate any unassigned balance to the General Fund.

THEREFORE, this resolution is for the purpose of complying with GASB #54 and for which the following statements are prepared.

WHEREAS, Yuma County designates funds according to fund type as shown in the chart below:

NAME OF FUND	FUND TYPE		
	Restricted	Committed	Assigned
General Fund #1			
Water Purchases		X	
Commitment for future Projects		X	
Budget Assignments			X
Accrued Compensation		X	
Road and Bridge #2		X	
Human Services #3		X	
Self-Insurance # 4		X	
Recreation #5			X
Conservation Trust #6	X		
Payroll Clearing Fund #7			X
Useful Public Service #8	X		
Grant Clearing #9	X		
Yuma County Water Authority #10	X		
Landfill #11			X
Sheriff Trust #12	X		
Drug Taskforce #13	X		
Capital Acquisition #20			X
Closure Post-closure #21	X		
Separation of Employment #22		X	
Emergency Fund #25	X		



Notes:

Road and Bridge, Human Services, Separation from Employment and Self Insurance Funds are committed for specific purposes.

Landfill, Recreation, Payroll Clearing, and Capital Acquisition are assigned for a specific purpose. Landfill Closure, Grant, Water Authority, and Conservation Trust Funds are all restricted fund balances per external legal requirements.

Useful Public Service, Sheriff's Victim Assistance, and Task Force Funds have been determined to be restricted fund balances.

The Emergency Reserve Fund balance will be combined with the General Fund in the annual audit.


The approved budget contains the amounts relating to these funds.

THEREFORE BE IT RESOLVED, the Commissioners of Yuma County, State of Colorado, approve this structure of funds in order to be in compliance with GASB 54.


The above and foregoing Resolution was, on motion duly made and seconded, adopted by unanimous vote of the Yuma County Board of Commissioners on the 30th day of December 2011.

ADOPTED THIS 30th DAY OF DECEMBER 2011.


**THE BOARD OF COUNTY COMMISSIONERS
OF YUMA COUNTY, STATE OF COLORADO**



Dean Wingfield, Chairman




Trent Bushner



Robin Wiley



ATTEST: 

Beverly A Wenger, County Clerk



YUMA COUNTY BUDGET 2023

*Financial Information Summaries
Followed by Department Detail*



**YUMA COUNTY
COMPARATIVE SUMMARY
OF PROPERTY TAX REVENUES**

	Budget Year		Budget Year		Budget Year		Budget Year		Increase / Decrease between 2023 tax revenue and 2022 tax revenue .	
	2020		2021		2022		2023		Levy	Amount
Valuations, Mill Levies, Property Taxes:	Levy	Amount	Levy	Amount	Levy	Amount	Levy	Amount	Levy	Amount
Assessed Valuation - County Fund	255,207,400		264,148,820		281,678,770		311,435,790			29,757,020
General fund	16.685	4,258,135	16.685	4,407,323	16.685	4,699,810	16.685	5,196,306	0.000	496,496
General County - Temp Mill Levy Reduction	0		0		0		0		0.000	0
Abatement Levy	0.008	2,042	0.003	792	0.005	1,408	0.000	0	-0.005	-1,408
Total for General County	16.693	4,260,177	16.688	4,408,116	16.690	4,701,219	16.685	5,196,306	-0.005	495,087
Road and Bridge	2.529	645,420	2.529	668,032	2.529	712,366	2.529	787,621	0.000	75,256
Public Welfare	1.000	255,207	1.000	264,149	1.000	281,679	1.000	311,436	0.000	29,757
Insurance	0.500	127,604	0.500	132,074	0.500	140,839	0.500	155,718	0.000	14,879
Recreation	1.000	255,207	1.000	264,149	1.000	281,679	1.000	311,436	0.000	29,757
TOTAL	21.722	5,543,614	21.717	5,736,519	21.719	6,117,781	21.714	6,762,517	-0.005	644,736

**YUMA COUNTY
COMPARATIVE SUMMARY
OF PROPERTY TAX REVENUES**

	Budget Year		Budget Year		Budget Year		Budget Year		Increase / Decrease between 2018 tax revenue and 2017 tax revenue .	
	2015		2016		2017		2018		Levy	Amount
Valuations, Mill Levies, Property Taxes:	Levy	Amount	Levy	Amount	Levy	Amount	Levy	Amount	Levy	Amount
Assessed Valuation - County Fund	250,930,420		279,837,810		239,005,960		244,696,970			5,691,010
General fund	16.685	4,186,774	16.685	4,669,094	16.685	3,987,814	16.685	4,082,769		94,955
General County - Temp Mill Levy Reduction	0		0		0		0		0.000	0
Abatement Levy	0.008	2,007	0.045	12,593	0.071	16,969	0.106	25,938	0.037	8,968
Total for General County	16.693	4,188,781	16.730	4,681,687	16.756	4,004,783	16.791	4,108,706	0.037	103,923
Road and Bridge	2.529	634,603	2.529	707,710	2.529	604,446	2.529	618,838	0.000	14,392
Public Welfare	1.000	250,930	1.000	279,838	1.000	239,006	1.000	244,696	0.000	5,690
Insurance	0.500	125,465	0.500	139,919	0.500	119,503	0.500	122,347	0.000	2,845
Recreation	1.000	250,930	1.000	279,838	1.000	239,006	1.000	244,696	0.000	5,690
TOTAL	21.722	5,450,709	21.759	6,088,992	21.785	5,206,744	21.820	5,339,287	0.037	132,543

**YUMA COUNTY
COMPARATIVE SUMMARY
OF PROPERTY TAX REVENUES**

	Budget Year		Budget Year		Budget Year		Budget Year		Increase / Decrease between 2018 tax revenue and 2017 tax revenue .	
	2015		2016		2017		2018		Levy	Amount
Valuations, Mill Levies, Property Taxes:	Levy	Amount	Levy	Amount	Levy	Amount	Levy	Amount	Levy	Amount
Assessed Valuation - County Fund		250,930,420		279,837,810		239,005,960		244,696,970		5,691,010
General fund	16.685	4,186,774	16.685	4,669,094	16.685	3,987,814	16.685	4,082,769		94,955
General County - Temp Mill Levy Reduction		0		0		0		0	0.000	0
Abatement Levy	0.008	2,007	0.045	12,593	0.071	16,969	0.106	25,938	0.037	8,968
Total for General County	16.693	4,188,781	16.730	4,681,687	16.756	4,004,783	16.791	4,108,706	0.037	103,923
Road and Bridge	2.529	634,603	2.529	707,710	2.529	604,446	2.529	618,838	0.000	14,392
Public Welfare	1.000	250,930	1.000	279,838	1.000	239,006	1.000	244,696	0.000	5,690
Insurance	0.500	125,465	0.500	139,919	0.500	119,503	0.500	122,347	0.000	2,845
Recreation	1.000	250,930	1.000	279,838	1.000	239,006	1.000	244,696	0.000	5,690
TOTAL	21.722	5,450,709	21.759	6,088,992	21.785	5,206,744	21.820	5,339,287	0.037	132,543

**YUMA COUNTY
COMPARATIVE SUMMARY
OF PROPERTY TAX REVENUES**

	Budget Year												Increase / Decrease between 2017 tax revenue and 2016 tax revenue .	
	2012		2013		2014		2015		2016		2017			
	Levy	Amount	Levy	Amount	Levy	Amount	Levy	Amount	Levy	Amount	Levy	Amount		
Valuations, Mill Levies, Property Taxes:														
Assessed Valuation - County Fund		290,490,100		281,148,610		239,523,150		250,930,420		279,837,810		239,892,240		-39,945,570
General fund	16.685	4,846,827	16.685	4,690,965	16.685	3,996,444	16.685	4,186,774	16.685	4,669,094	16.685	4,002,602		-666,492
General County - Temp Mill Levy Reduction		0		0		0		0		0		0	0.000	0
Abatement Levy	0.072	20,915	0.036	10,121	0.059	14,132	0.008	2,007	0.045	12,593	0.000	0	0.037	-12,593
Total for General County	16.757	4,867,743	16.721	4,701,086	16.744	4,010,576	16.693	4,188,781	16.730	4,681,687	16.685	4,002,602	0.037	-679,085
Road and Bridge	2.529	734,649	2.529	711,025	2.529	605,754	2.529	634,603	2.529	707,710	2.529	606,687	0.000	-101,022
Public Welfare	1.000	290,490	1.000	281,149	1.000	239,523	1.000	250,930	1.000	279,838	1.000	239,892	0.000	-39,946
Insurance	0.500	145,245	0.500	140,574	0.500	119,762	0.500	125,465	0.500	139,919	0.500	119,946	0.000	-19,973
Recreation	1.000	290,490	1.000	281,149	1.000	239,523	1.000	250,930	1.000	279,838	1.000	239,892	0.000	-39,946
TOTAL	21.786	6,328,617	21.750	6,114,982	21.773	5,215,138	21.722	5,450,709	21.759	6,088,992	21.714	5,209,019	0.037	-879,973

**YUMA COUNTY
COMPARATIVE SUMMARY
OF PROPERTY TAX REVENUES**

	Budget Year		Budget Year		Budget Year		Budget Year		Budget Year		Budget Year		Budget Year		Budget Year		Budget Year		Budget Year	
	2006		2007		2008		2009		2010		2011		2012		2013		2014		2015	
	Levy	Amount	Levy	Amount	Levy	Amount	Levy	Amount	Levy	Amount	Levy	Amount	Levy	Amount	Levy	Amount	Levy	Amount	Levy	Amount
Valuations, Mill Levies, Property Taxes:																				
Assessed Valuation - County Fund		213,829,150		268,392,980		300,317,150		326,902,670		420,327,210		274,541,320		290,490,100		281,148,610		239,523,150		250,930,420
General fund	16.485	3,524,974	16.585	4,451,298	16.685	5,010,792	16.685	5,454,371	16.685	7,013,159	16.685	4,580,722	16.685	4,846,827	16.685	4,690,965	16.685	3,996,444	16.685	4,186,774
General County - Temp																				
Mill Levy Reduction	-1.714	-366,503	-2.000	-536,786	-2.000	-600,634	-2.000	-653,805		0		0		0		0		0		0
Abatement Levy	0.043	9,195	0.461	123,729	0.386	115,922	0.013	4,250	0.020	8,407	0.062	17,022	0.072	20,915	0.036	10,121		0	0.008	2,007
Total for General Count	14.814	3,167,665	15.046	4,038,241	15.071	4,526,080	14.698	4,804,816	16.705	7,021,566	16.747	4,597,743	16.757	4,867,743	16.721	4,701,086	16.685	3,996,444	16.693	4,188,781
Road and Bridge	2.529	540,774	2.529	678,766	2.529	759,502	2.529	826,737	2.529	1,063,008	2.529	694,315	2.529	734,649	2.529	711,025	2.529	605,754	2.529	634,603
Public Welfare	1.200	256,595	1.100	295,232	1.000	300,317	1.000	326,903	1.000	420,327	1.000	274,541	1.000	290,490	1.000	281,149	1.000	239,523	1.000	250,930
Insurance	0.500	106,915	0.500	134,196	0.500	150,159	0.500	163,451	0.500	210,164	0.500	137,271	0.500	145,245	0.500	140,574	0.500	119,762	0.500	125,465
Recreation	1.000	213,829	1.000	268,393	1.000	300,317	1.000	326,903	1.000	420,327	1.000	274,541	1.000	290,490	1.000	281,149	1.000	239,523	1.000	250,930
TOTAL	20.043	4,285,778	20.175	5,414,828	20.100	6,036,375	19.727	6,448,810	21.734	9,135,392	21.776	5,978,412	21.786	6,328,617	21.750	6,114,982	21.714	5,201,006	21.722	5,450,709

**YUMA COUNTY
COMPARATIVE SUMMARY
OF PROPERTY TAX REVENUES**

h

	Budget Year		Budget Year		Budget Year		Budget Year		Budget Year		Budget Year		Budget Year		Budget Year		Budget Year		Increase / Decrease between 2014 for Revised and 2013 tax revenue		
	2005	2006	2007	2008	2009	2010	2011	2012	2013	2014	2014	2014	2014	2014	2014	2014	2014				
	Levy	Amount	Levy	Amount	Levy	Amount	Levy	Amount	Levy	Amount	Levy	Amount	Levy	Amount	Levy	Amount	Levy	Amount			
Valuation, Mill Levies, Excesses, Taxes																					
Assessed Valuation - County Fund		197,877,231		213,023,151		228,307,285		300,317,355		326,902,870		420,307,210		374,541,320		390,490,100		381,148,810		339,029,150	-41,816,660
General Fund	16.485	3,248,830	16.485	3,524,974	16.595	4,451,298	16.685	5,010,750	16.685	5,454,737	16.685	7,013,159	16.685	4,580,722	16.685	4,848,827	16.685	4,690,965	16.685	3,996,444	-694,521
General County - Temp																					
Mill Levy Reversion	-1.714	-387,796	-1.714	-366,501	-2.000	-236,798	-2.000	-600,834	-2.000	-653,902		0		0		0		0		0	-4
Government Levy	0.000	7,681	0.043	9,125	0.061	153,020	0.388	115,922	0.023	4,920	0.000	8,497	0.060	17,020	0.072	20,911	0.036	10,121		0	-9,008
Total for General Cou	14.810	2,810,724	14.814	3,167,602	15.046	4,218,241	15.021	4,526,090	14.686	4,804,816	16.006	7,021,666	16.742	4,607,742	16.762	4,867,738	16.721	4,701,986	16.686	3,996,444	-6,996,444
Special Budget	3.720	430,284	4.526	566,774	4.831	678,464	5.638	758,010	5.943	826,117	5.920	1,180,038	6.526	691,211	6.526	734,663	6.526	711,091	6.526	656,264	-56,774
Public Welfare	1.500	295,617	1.500	295,695	1.500	295,232	1.000	300,317	1.000	326,900	1.000	450,927	1.000	274,541	1.000	290,490	1.000	281,143	1.000	239,523	-41,625
Recreation	1.000	187,071	1.000	187,415	1.000	188,108	1.000	188,108	1.000	188,454	1.000	210,344	1.000	197,771	1.000	192,490	1.000	192,671	1.000	118,264	-66,311
Reversion	1.000	197,071	1.000	213,820	1.000	228,305	1.000	300,317	1.000	326,900	1.000	420,927	1.000	274,541	1.000	290,490	1.000	281,143	1.000	239,523	-41,625
TOTAL	20.000	3,189,240	20.041	4,265,779	20.175	5,414,639	20.100	6,036,379	19.727	6,446,610	21.724	9,135,922	21.774	5,929,413	21.796	6,328,610	21.750	6,114,963	21.714	5,201,009	-913,917

Maximum mill levy is 21.714
The mill levy rate increase rate with water amount

21.714

**YUMA COUNTY
COMPARATIVE SUMMARY
OF PROPERTY TAX REVENUES**

	Budget Year										Increase / Decrease between 2013 tax revenue and 2012 tax revenue .	
	2010		2011		2012		2013		2013			
	Levy	Amount	Levy	Amount	Levy	Amount	Levy	Amount	Levy	Amount		
Valuations, Mill Levies, Property Taxes:												
Assessed Valuation - County Fund		420,327,210		274,541,320		290,490,100		281,148,610		281,148,610		-9,341,490
General fund	16.685	7,013,159	16.685	4,580,722	16.685	4,846,827	16.685	4,690,965	16.685	4,690,965	0.000	-155,863
General County - Temp Mill Levy Reduction		0		0		0		0		0	0.000	0
Abatement Levy	0.020	8,407	0.062	17,022	0.072	20,915	0.036	10,121	0.036	10,121		-10,794
Total for General County	16.705	7,021,566	16.747	4,597,743	16.757	4,867,743	16.721	4,701,086	16.721	4,701,086		-166,657
Road and Bridge	2.529	1,063,008	2.529	694,315	2.529	734,649	2.529	711,025	2.529	711,025	0.000	-23,625
Public Welfare	1.000	420,327	1.000	274,541	1.000	290,490	1.000	281,149	1.000	281,149	0.000	-9,341
Insurance	0.500	210,164	0.500	137,271	0.500	145,245	0.500	140,574	0.500	140,574	0.000	-4,671
Recreation	1.000	420,327	1.000	274,541	1.000	290,490	1.000	281,149	1.000	281,149	0.000	-9,341
TOTAL	21.734	9,135,392	21.776	5,978,412	21.786	6,328,617	21.750	6,114,982	21.750	6,114,982		-213,635

**YUMA COUNTY
COMPARATIVE SUMMARY
OF PROPERTY TAX REVENUES**

	Budget Year 2008		Budget Year 2009		Budget Year 2010		Budget Year 2011		Budget Year 2012		Increase / Decrease between this year's budget and previous	
	Levy	Amount	Levy	Amount	Levy	Amount	Levy	Amount	Levy	Amount	Levy	Amount
Valuations, Mill Levies, Property Taxes:												
Assessed Valuation - County Fund		300,311,150		326,802,670		420,327,210		574,541,320		290,490,100		15,948,780
General Fund	16.685	5,010,752	16.685	5,454,971	16.685	7,013,153	16.685	4,680,722	16.685	4,848,597	0.000	266,105
General County - Temp Mill Levy Reduction	-2.000	-600,634	-2.000	-653,805		0		0		0	0.000	0
Abatement Levy	0.388	115,822	0.013	4,250	0.020	6,407	0.062	17,022	0.072	20,915		3,894
Total for General Count	15.071	4,526,080	14.698	4,804,816	16.705	7,021,560	16.747	4,697,743	16.757	4,869,743		289,939
Roads and Bridge	2.523	758,500	2.523	826,737	2.523	1,063,008	2.523	684,315	2.523	733,669	0.000	49,351
Public Welfare	1.000	300,312	1.000	326,903	1.000	420,327	1.000	574,541	1.000	290,490	0.000	15,949
Insurance	0.500	150,156	0.500	163,451	0.500	210,164	0.500	137,271	0.500	145,245	0.000	7,874
Recreation	1.000	300,312	1.000	326,903	1.000	420,327	1.000	574,541	1.000	290,490	0.000	15,949
TOTAL	20.100	6,036,375	19.727	6,448,810	21.734	8,135,382	21.776	5,976,412	21.788	6,328,617		350,206

Maximum mill levy is 21.714
The mill levy can increase only with voter approval.

**YUMA COUNTY
COMPARATIVE SUMMARY
OF PROPERTY TAX REVENUES**

	Budget Year 2008		Budget Year 2009		Budget Year 2010		Budget Year 2011		Budget Year 2012		Increase / Decrease between this year's budget and previous budget.	
	Levy	Amount	Levy	Amount	Levy	Amount	Levy	Amount	Levy	Amount	Levy	Amount
Valuations, Mill Levies, Property Taxes:												
Assessed Valuation - County Fund		300,317,150		326,902,670		420,327,210		274,541,320		290,490,100		15,948,780
General fund	16.685	5,010,792	16.685	5,454,371	16.685	7,013,159	16.685	4,580,722	16.685	4,846,827	0.000	266,105
General County - Temp Mill Levy Reduction	-2.000	-600,634	-2.000	-653,805		0		0		0	0.000	0
Abatement Levy	0.386	115,922	0.013	4,250	0.020	8,407	0.062	17,022	0.072	20,915		3,894
Total for General County	15.071	4,526,080	14.698	4,804,816	16.705	7,021,566	16.747	4,597,743	16.757	4,867,743		269,999
Road and Bridge	2.529	759,502	2.529	826,737	2.529	1,063,008	2.529	694,315	2.529	734,649	0.000	40,334
Public Welfare	1.000	300,317	1.000	326,903	1.000	420,327	1.000	274,541	1.000	290,490	0.000	15,949
Insurance	0.500	150,159	0.500	163,451	0.500	210,164	0.500	137,271	0.500	145,245	0.000	7,974
Recreation	1.000	300,317	1.000	326,903	1.000	420,327	1.000	274,541	1.000	290,490	0.000	15,949
TOTAL	20.100	6,036,375	19.727	6,448,810	21.734	9,135,392	21.776	5,978,412	21.786	6,328,617		350,206

Maximum mill levy is 21.714
The mill levy can increase only with voter approval.

**YUMA COUNTY
COMPARATIVE SUMMARY
OF PROPERTY TAX REVENUES**

	Budget Year 2001		Budget Year 2002		Budget Year 2003		Budget Year 2004		Budget Year 2005		Budget Year 2006		Budget Year 2007		Budget Year 2008		Budget Year 2009		Budget Year 2010		Increase / Decrease between this year's budget and previous		
	Levy	Amount	Levy	Amount	Levy	Amount	Levy	Amount	Levy	Amount	Levy	Amount	Levy	Amount	Levy	Amount	Levy	Amount	Levy	Amount	Levy	Amount	
Valuations, Mill Levies, Property Taxes:																							
Assessed Valuation - County Fund		#####		#####		173,300,380		#####		197,077,970		#####		#####		#####		#####		#####		#####	93,467,880
General fund	16.985	2,635,380	#####	2,931,059	#####	2,943,507	#####	2,563,472	16.485	3,248,830	16.485	3,524,974	#####	4,451,203	16.685	5,010,792	16.685	5,454,371	16.685	7,013,883	0.000	1,559,512	
General County - Temp Mill Levy Reduction	-0.663	-102,871	-1.748	-301,648	-0.335	-58,056	0.000	0	-1.714	-337,792	-1.714	-366,503	-2.000	-536,775	-2.000	-600,634	-2.000	-653,805	-2.000	-840,741	0.000	-186,936	
Abatement Levy	0.032	4,965	0.174	30,027	0.033	5,719	0.038	5,909	0.039	7,686	0.043	9,195	0.461	123,727	0.386	115,922	0.013	4,250	0.020	8,407	0.007	4,158	
Total for General County	16.354	2,537,475	#####	2,659,438	#####	2,891,170	#####	2,569,381	14.810	2,918,725	14.814	3,167,665	#####	4,038,155	15.071	4,526,080	14.698	4,804,816	14.705	6,181,549	0.007	1,376,732	
Road and Bridge	2.229	345,850	2.229	384,653	2.229	386,287	2.229	346,617	2.229	439,287	2.529	540,774	2.529	678,751	2.529	759,502	2.529	826,737	2.529	1,063,117	0.000	236,380	
Public Welfare	1.000	155,159	1.000	172,568	1.000	173,300	1.500	233,255	1.500	295,617	1.200	256,595	1.100	295,226	1.000	300,317	1.000	326,903	1.000	420,371	0.000	93,468	
Insurance	0.500	77,580	0.500	86,284	0.500	86,650	0.500	77,752	0.500	98,539	0.500	106,915	0.500	134,194	0.500	150,159	0.500	163,451	0.500	210,185	0.000	46,734	
Recreation	1.000	155,159	1.000	172,568	1.000	173,300	1.000	155,503	1.000	197,076	1.000	213,829	1.000	268,387	1.000	300,317	1.000	326,903	1.000	420,371	0.000	93,468	
TOTAL	21.083	3,271,223	#####	3,475,511	#####	3,710,708	#####	3,382,508	20.039	3,949,245	20.043	4,285,778	#####	5,414,714	20.100	6,036,375	19.727	6,448,810	19.734	8,295,592	0.007	1,846,782	

Maximum mill levy is 21.714
The mill levy can increase only with voter approval.

**YUMA COUNTY
COMPARATIVE SUMMARY
OF PROPERTY TAX REVENUES**

											Increase / Decrease between this year's budget and previous budget.	
	Budget Year 2002		Budget Year 2003		Budget Year 2004		Budget Year 2005		Budget Year 2006		Levy	Amount
Valuations, Mill Levies, Property Taxes:	Levy	Amount	Levy	Amount	Levy	Amount	Levy	Amount	Levy	Amount	Levy	Amount
Assessed Valuation - County Fund		172,567,500		173,300,380		155,503,310		197,077,970		213,923,030		16,845,060
General fund	16.985	2,931,059	16.985	2,943,507	16.485	2,563,472	16.485	3,248,830	16.485	3,526,521	0.000	277,691
General County - Temp Mill Levy Reduction	-1.748	-301,648	-0.335	-58,056	0.000	0	-1.714	-337,792	-1.714	-366,664	0.000	-28,872
Abatement Levy	0.174	30,027	0.033	5,719	0.038	5,909	0.039	7,686	0.043	9,199	0.001	1,513
Total for General County	15.411	2,659,438	16.683	2,891,170	16.523	2,569,381	14.810	2,918,725	14.814	3,169,056	-1.713	250,331
Road and Bridge	2.229	384,653	2.229	386,287	2.229	346,617	2.229	439,287	2.229	476,834	0.000	37,548
Public Welfare	1.000	172,568	1.000	173,300	1.500	233,255	1.500	295,617	1.500	320,885	0.000	25,268
Insurance	0.500	86,284	0.500	86,650	0.500	77,752	0.500	98,539	0.500	106,962	0.000	8,423
Recreation	1.000	172,568	1.000	173,300	1.000	155,503	1.000	197,078	1.000	213,923	0.000	16,845
TOTAL	20.140	3,475,511	21.412	3,710,708	21.752	3,382,508	20.039	3,949,245	20.043	4,287,659	-1.713	338,414

Yuma County Set Mill Levy = 21.714

**YUMA COUNTY
COMPARATIVE SUMMARY
OF PROPERTY TAX REVENUES**

	Budget Year 2002		Budget Year 2003		Budget Year 2004		Budget Year 2005		Budget Year 2006		Increase / Decrease between this year's budget and previous	
	Levy	Amount	Levy	Amount	Levy	Amount	Levy	Amount	Levy	Amount	Levy	Amount
Valuations, Mill Levies, Property Taxes:												
Assessed Valuation - County Fund		172,567,500		173,300,380		155,503,310		197,077,970		213,923,030		16,845,060
General fund	16.985	2,931,059	16.985	2,943,507	16.485	2,563,472	16.485	3,248,830	16.485	3,526,521	0.000	277,691
General County - Temp Mill Levy Reduction	-1.748	-301,648	-0.335	-58,056	0.000	0	-1.714	-337,792	0.000	0	1.714	337,792
Abatement Levy	0.174	30,027	0.033	5,719	0.038	5,909	0.039	7,686	0.043	9,199	0.001	1,513
Total for General County	15.411	2,659,438	16.683	2,891,170	16.523	2,569,381	14.810	2,918,725	16.528	3,535,720	-1.713	616,995
Road and Bridge	2.229	384,653	2.229	386,287	2.229	346,617	2.229	439,287	2.229	476,834	0.000	37,548
Public Welfare	1.000	172,568	1.000	173,300	1.500	233,255	1.500	295,617	1.155	247,081	0.000	-48,536
Insurance	0.500	86,284	0.500	86,650	0.500	77,752	0.500	98,539	0.500	106,962	0.000	8,423
Recreation	1.000	172,568	1.000	173,300	1.000	155,503	1.000	197,078	1.000	213,923	0.000	16,845
TOTAL	20.140	3,475,511	21.412	3,710,708	21.752	3,382,508	20.039	3,949,245	21.412	4,580,520	-1.713	631,274

320884.545

Yuma County Set Mill Levy = 21.714

0.000346237

320885
-246817
74068

	2019 Budget	2020 Budget	2021 Budget	2022 Budget	2023 Budget
Fund 01 - General County					
090 Administrative Services	150,180	150,000	150,000	150,000	150,000
101 Commissioners	580,698	614,814	562,774	583,123	641,830
102 Commissioners Attorney	30,000	30,000	30,000	30,000	50,000
103 Planning & Zoning	39,865	40,693	47,886	50,043	51,061
104 County Clerk	364,952	381,203	371,217	391,345	434,948
105 County Treasurer / Public Trustee	226,436	237,099	241,000	253,133	269,396
106 County Assessor	380,614	374,860	383,835	425,488	435,051
107 GIS Mapping	51,795	48,113	48,817	51,374	33,660
108 Elections	73,512	102,331	64,357	84,193	74,874
109 Building Maintenance	470,646	403,740	408,122	455,076	445,866
110 Drivers License Office	44,446	58,018	59,162	61,707	64,886
115 Central Services	6,500	5,500	5,500	5,500	225,489
120 Kirk & 311 Birch Maint	8,000	13,000	11,000	11,000	11,000
201 District Attorney	217,345	221,693	221,693	261,985	261,985
301 Sheriff (Patrol-Admin)	1,029,469	945,805	996,691	989,696	1,057,667
302 Jail	884,607	1,054,934	1,098,037	1,184,495	1,189,725
303 Coroner	66,475	66,646	66,676	66,758	66,871
401 NE CO Health Dept	97,010	97,010	97,010	97,010	97,010
402 Centennial Mental Health	0	0	0	0	0
403 Emergency Medical Services	111,000	46,500	84,500	46,500	51,500
405 E911-County Share	460,000	460,000	460,000	520,000	572,000
406 Emergency Management	36,627	39,103	38,925	72,996	86,823
501 Irrigation Research Found	4,000	4,000	4,000	4,000	4,000
502 E CO Services for Dev. Disabled	23,218	20,422	11,941	26,511	26,395
503 Golden Plains Extension	218,741	227,136	230,782	236,289	269,770
504 NE CO Bookmobile Service	30,800	33,880	33,880	0	0
505 Veterans' Officer	14,700	14,698	14,700	14,700	30,470
506 Yuma County Fair	187,075	187,408	207,190	207,190	191,440
507 County Fair Maintenance	76,199	82,240	82,368	91,498	195,852
508 NE CO Trans Authority	47,002	40,000	37,513	39,395	69,539
509 Economic Development	45,000	45,000	45,000	45,000	45,000
509 Economic Development Incentive	0	0	0	0	0
510 NE CO Assoc of Local Gov't	16,723	16,545	16,020	0	17,086
511 Fair Queen Expenses	2,200	2,200	1,800	1,800	2,100
515 CDL Testing Unit		13,339	131,531	134,599	68,462
601 Communications Tower Expenses	1,000	1,000	1,000	1,000	1,000
602 Landfill - County Share	112,475	112,475	112,475	124,005	130,205
603 County - Maps	2,500	2,500	2,500	2,500	2,500
604 PRI Phone Exp-Other Agencies	4,100	4,100	4,100	4,100	4,100
605 Water Authority	51,000	50,215	50,215	50,215	50,215
TOTAL DEPARTMENT EXPENDITURES	6,166,913	6,248,220	6,434,217	6,774,222	7,379,775
Transfers to other funds					
Interest to other funds	500	500	0	0	0
To Fund 20	250,628	255,207	264,149	0	0
Transfer to Fund 12	0	0	13,000	13,000	13,000
Transfer to Fund 20	200,000	275,000	0	169,000	150,000
Transfer to Fund 8	0	0	0	10,000	0
Transfer to Fund 4	0	0	0	189,676	0
Transfer to Fund 21	5,000	5,000	5,000	5,000	5,000
Transfer to Fund 22					87,204
TOTAL WITH TRANSFERS	6,618,041	6,778,927	6,711,366	7,155,901	7,634,980
Fund 02 - Road and Bridge					
701 General Administration	5,915,958	6,629,559	6,926,339	6,963,061	6,126,879
702 Construction	3,057,958	3,016,822	3,092,686	3,460,407	3,082,726
703 Maintenance	2,634,000	3,141,237	3,352,154	3,031,654	2,929,154
704 Reclamation	128,000	128,000	136,500	134,000	79,000
704 Reclamation	43,500	43,500	45,000	37,000	36,000
705 Special Projects	52,500	300,000	300,000	300,000	0

	2019 Budget	2020 Budget	2021 Budget	2022 Budget	2023 Budget
Fund 03 - Human Services	3,460,923	3,267,531	4,655,944	6,572,012	7,349,495
Fund 04 - Self-Insurance	237,000	237,000	237,000	347,000	347,000
Fund 05 - Recreation	600,000	400,000	400,000	500,000	500,000
Other Fund 5 Expenditures					
Transfer to Fund 20 Capital Acquisition					
Fund 06 - Conservation Trust Fund	100,000	100,000	100,000	100,000	100,000
Fund 07 - Payroll Clearing Fund	561,402	544,349	553,457	558,262	558,262
230 East Yuma County Cemetery Dis.	61,350	71,568	72,530	72,618	72,618
240 West Yuma County Cemetery Dis.	44,508	46,749	46,717	46,627	46,627
250 Public Trustee	13,474	7,500	9,105	9,907	9,907
260 Revolving Loan	154,395	147,793	150,929	154,901	154,901
270 Weed & Pest Control District	234,495	214,508	215,166	215,109	215,109
280 Economic Development	53,180	56,231	59,011	59,099	59,099
Fund 08 - Useful Public Service	8,747	8,678	8,668	8,668	8,668
Fund 09 - Grant Fund	700,000	778,177	695,777	1,668,813	1,468,813
000 Grant Acct Misc Funds	44,487	17,177	17,777	17,777	17,777
200 Clerks Technology Grant	28,000	28,000	28,000	28,000	28,000
305 Court Security Grant Funds	149,660	107,400	0	0	0
401 EMS Grant	207,285	400,000	0	0	0
410 EMS Subsidy Grant Money	0	0	0	0	0
420 CDBG Grant - RLF	0	0	0	0	0
421 GOCO Grants - Joes		0	0	0	0
431 EIAF 6469 - NEC (Energy Initiative)		0	0	0	0
440 EMPG Grants	0	0	0	0	0
441 FEMA OEM Predisaster Funds		0	0	0	0
444 PSIC GRANT		0	0	0	0
445 STATE GRANTS	50,000	0	400,000	1,373,037	1,173,037
446 PUC Grant - 911 Bd		0	0	0	0
450 Prospective Grants	220,568	225,000	250,000	250,000	250,000
46x FED Homeland Security Grant	0	0	0	0	0
Fund 10 - Water Authority	121,000	121,000	130,413	130,413	200,413
Fund 11 - Sanitary Landfill	411,525	506,481	507,068	436,193	496,773
Fund 12-Sheriff Victim Assistance & Grant	97,266	175,262	176,004	178,012	182,294
280 Victim's Assistance	75,666	76,162	76,904	79,112	82,975
290 Sheriff VIN Fees & Inspections	400	400	400	400	400
300 Bullet Proof Vest/SORNA Grant	1,000	51,000	51,000	51,000	50,000
305 SCAAP DCJ grant	6,000	6,000	6,000	6,000	0
310 Sheriff Permits & Fingerprint Scans	14,200	41,700	41,700	41,500	48,919
Fund 13 - Fiscal Agency Fund	0	0	0	120,000	261,569
900 Regional Opioid Council	0	0	0	120,000	261,569
Fund 20 - Capital Acquisition -Total	1,725,000	1,430,000	925,000	925,000	675,000
Fund 20 - Capital Acquisition	1,300,000	1,010,000	925,000	925,000	675,000
Fund 20 - Cap Acq Res / R&B 2007 to 17	425,000	420,000	0	0	0
Fund 21 - Closure Postclosure/landfill	105,000	105,000	110,000	115,000	120,000
Fund 22- Separation of Leave	100,000	100,000	100,000	100,000	100,000
Fund 25 - Emergency Reserve	462,000	462,000	493,000	493,000	493,000
GRAND TOTALS	21,223,862	21,113,256	22,452,887	26,371,335	26,623,145

Yuma County Board of Commissioners

2023 Budget Report F1

		2019	2020	2021	2022	2022	2023
		Actual	Actual	Actual	Budget	Actual	Budget
000 - No Department							
Revenues							
01-000-4110	Transfer In	\$329,412.50	\$755,262.94	\$0.30	\$29,412.50	\$516,519.93	\$29,412.50
01-000-4210	General Property Taxes	\$4,182,323.89	\$4,261,449.63	\$4,400,184.57	\$4,701,219.00	\$4,706,534.41	\$5,197,863.00
01-000-4220	Specifc Ownership Tax "A"	\$0.00	\$0.00	\$162,068.87	\$100,000.00	\$149,570.19	\$100,000.00
01-000-4225	Specifc Ownership Tax "B"	\$0.00	\$0.00	\$436,676.68	\$450,000.00	\$427,327.33	\$450,000.00
01-000-4227	Specifc Ownership Tax "F"	\$0.00	\$0.00	\$1,194.83	\$10,000.00	\$9,740.05	\$10,000.00
01-000-4230	Delinquent Taxes	(\$43.68)	\$3,515.96	\$44.11	\$0.00	\$6,849.97	\$0.00
01-000-4235	Penalties & Interest	\$10,235.02	\$44,673.31	\$10,913.89	\$7,000.00	\$11,943.46	\$7,000.00
01-000-4310	Cigarette Taxes	\$3,109.82	\$4,375.96	\$5,927.28	\$2,500.00	\$3,305.98	\$2,500.00
01-000-4410	Cost Allocation Plan	\$15,022.70	\$10,250.14	\$20,857.13	\$12,000.00	\$54,894.25	\$20,000.00
01-000-4420	Payment in lieu of Taxes	\$2,197.64	\$2,183.34	\$2,469.56	\$2,000.00	\$2,181.05	\$2,000.00
01-000-4510	Liquor Licenses	\$0.00	\$0.00	\$800.00	\$0.00	\$1,450.00	\$0.00
01-000-4600	County Clerk/Election Reimburs	\$0.00	\$0.00	\$0.00	\$0.00	\$9,128.37	\$0.00
01-000-4615	Assessor Copies	\$0.00	\$82.55	\$986.20	\$0.00	\$1,651.80	\$0.00
01-000-4617	GIS Dept Income	\$0.00	\$1,156.00	\$1,493.75	\$0.00	\$5,217.55	\$0.00
01-000-4619	Gas Royalty & Lease Fees	\$80.14	\$58.26	\$165.10	\$200.00	\$0.00	\$200.00
01-000-4620	County Clerk s Fees	\$0.00	\$76,725.97	\$0.00	\$0.00	\$215,735.99	\$0.00
01-000-4625	FED Grant Funds	\$0.00	\$0.00	\$38,673.63	\$0.00	\$0.00	\$0.00
01-000-4630	County Treasurer s Fees	\$483,807.00	\$483,831.30	\$503,513.00	\$425,000.00	\$0.00	\$475,000.00
01-000-4640	PLAT SURVEY MAPS-	\$1,040.00	\$440.00	\$0.00	\$0.00	\$0.00	\$0.00
01-000-4660	Reimbursement	\$3,348.86	\$240.22	\$10,651.89	\$1,500.00	\$47,154.71	\$1,500.00
01-000-4910	Unrealized Gain/loss Investmen	\$308,997.92	\$197,993.49	(\$237,360.67)	\$0.00	(\$790,440.78)	\$0.00
01-000-4920	Interest Earnings	\$396,386.99	\$275,969.05	\$112,514.55	\$125,000.00	(\$4,325.33)	\$125,000.00
01-000-4930	Rent	\$35,400.00	\$35,750.00	\$39,150.00	\$30,000.00	\$25,100.00	\$30,000.00
01-000-4950	DUI & LEAF	\$1,376.62	\$874.64	\$2,984.63	\$0.00	\$887.87	\$0.00
01-000-4955	Forfeits/Retirement Plans	\$9,866.15	\$3,866.46	\$0.00	\$0.00	\$0.00	\$0.00
01-000-4965	Wildlife Impact Assistance	\$1,517.12	\$1,538.85	\$1,538.40	\$750.00	\$1,875.48	\$1,500.00
01-000-4970	Sale of Assets	\$3,945.00	\$1,611.11	\$48,956.80	\$0.00	\$1,650.00	\$0.00
01-000-4990	Miscellaneous	\$10,738.91	(\$41,091.46)	\$29,357.02	\$0.00	\$64,127.51	\$0.00
01-000-4997	Lease Payments RRWD	\$0.00	\$58,826.00	\$0.00	\$0.00	\$0.00	\$0.00
01-000-4999	Fund Carryover Expended	\$0.00	\$0.00	\$0.00	\$410,497.94	\$0.00	\$268,583.58
Totals for Department(s) 000 - No Department:		\$5,798,762.60	\$6,179,583.72	\$5,593,761.52	\$6,307,079.44	\$5,468,079.79	\$6,720,559.08

Yuma County Board of Commissioners

2023 Budget Report F1

	2019 Actual	2020 Actual	2021 Actual	2022 Budget	2022 Actual	2023 Budget
Total Revenues	\$5,798,762.60	\$6,179,583.72	\$5,593,761.52	\$6,307,079.44	\$5,468,079.79	\$6,720,559.08
Expenses						
01-000-7750 Transfer Out	\$580,139.00	\$920,967.96	(\$0.16)	\$381,676.00	\$0.00	\$255,204.43
Totals for Department(s) 000 - No Department:	\$580,139.00	\$920,967.96	(\$0.16)	\$381,676.00	\$0.00	\$255,204.43
Total Expenses	\$580,139.00	\$920,967.96	(\$0.16)	\$381,676.00	\$0.00	\$255,204.43

Yuma County Board of Commissioners

2023 Budget Report F1

	2019 Actual	2020 Actual	2021 Actual	2022 Budget	2022 Actual	2023 Budget
090 - Administrative Services						
Expenses						
01-090-6560 Treasurer Fees	\$129,892.94	\$133,169.50	\$137,417.36	\$140,000.00	\$137,294.64	\$140,000.00
01-090-6600 Bank Fees	\$165.00	\$60.00	\$320.21	\$10,000.00	\$100.00	\$10,000.00
Totals for Department(s) 090 - Administrative Services:	\$130,057.94	\$133,229.50	\$137,737.57	\$150,000.00	\$137,394.64	\$150,000.00
Total Expenses	\$130,057.94	\$133,229.50	\$137,737.57	\$150,000.00	\$137,394.64	\$150,000.00

Yuma County Board of Commissioners

2023 Budget Report F1

		2019	2020	2021	2022	2022	2023
		Actual	Actual	Actual	Budget	Actual	Budget
101 - Commissioners							
Expenses							
01-101-6110	Salaries Elected Officials	\$154,988.78	\$181,074.32	\$157,015.79	\$156,930.56	\$143,136.88	\$157,038.47
01-101-6111	Salaries Permanent	\$174,817.68	\$222,051.16	\$144,919.20	\$153,920.00	\$165,385.25	\$206,107.16
01-101-6112	Salaries Temp./Part time	\$38.86	\$108.00	\$404.75	\$0.00	\$0.00	\$0.00
01-101-6114	Salaries Overtime	\$2,165.68	\$0.00	\$3,400.46	\$2,500.00	\$2,464.98	\$2,500.00
01-101-6115	Annual Buyout/Personal Leave	\$5,993.78	\$3,913.60	\$4,237.46	\$6,000.00	\$5,444.44	\$6,000.00
01-101-6142	Workmens Comp	\$547.00	\$552.00	\$601.70	\$586.70	\$180,672.00	\$0.00
01-101-6143	Health Insurance	\$80,098.32	\$104,086.64	\$75,152.44	\$91,188.00	\$80,866.12	\$84,321.56
01-101-6144	FICA	\$23,971.30	\$28,391.70	\$21,727.83	\$24,430.31	\$22,265.40	\$28,430.89
01-101-6145	Retirement	\$16,640.23	\$20,254.17	\$15,202.71	\$15,967.53	\$15,452.15	\$18,582.28
01-101-6210	Office Supplies	\$4,026.68	\$4,281.57	\$3,703.99	\$4,500.00	\$3,198.55	\$4,500.00
01-101-6311	Postage	\$1,015.00	\$8.00	\$1,201.55	\$1,500.00	\$536.60	\$750.00
01-101-6330	Advertising & Legal Notices	\$9,789.39	\$9,924.51	\$8,674.92	\$13,000.00	\$9,895.04	\$13,000.00
01-101-6338	Dues	\$16,738.50	\$16,691.00	\$16,636.00	\$17,300.00	\$16,930.00	\$17,300.00
01-101-6345	Phone Service/Internet	\$3,060.63	\$3,234.84	\$3,973.90	\$5,000.00	\$5,974.32	\$5,000.00
01-101-6348	Ytime Monthly fees	\$292.20	\$392.20	\$886.70	\$800.00	\$882.93	\$800.00
01-101-6350	Professional Services	\$5,509.08	\$2,817.36	\$2,408.76	\$10,000.00	\$4,512.45	\$10,000.00
01-101-6352	Contribution/Donation	\$5,081.41	\$0.00	\$1,375.00	\$4,000.00	\$36,214.00	\$12,000.00
01-101-6354	Auditing	\$25,707.00	\$26,271.65	\$44,870.00	\$30,000.00	\$52,340.00	\$30,000.00
01-101-6362	Support & Software	\$16,462.61	\$11,215.85	\$10,228.61	\$12,000.00	\$13,401.68	\$12,000.00
01-101-6363	R & M Office Mach & Equip	\$529.98	\$759.65	\$1,532.62	\$2,000.00	\$1,509.47	\$2,000.00
01-101-6370	Lodging Meetings Travel	\$2,916.04	\$1,443.31	\$10,901.06	\$7,000.00	\$13,351.44	\$7,000.00
01-101-6371	Mileage	\$9,206.85	\$6,764.03	\$9,897.33	\$12,000.00	\$11,042.60	\$12,000.00
01-101-6495	Miscellaneous	\$6,480.85	\$6,343.33	\$11,011.14	\$7,500.00	\$13,664.00	\$7,500.00
01-101-8941	Capital Outlay \$500 \$4999.99	\$1,449.96	\$6,572.10	\$0.00	\$5,000.00	\$5,562.66	\$5,000.00
Totals for Department(s) 101 - Commissioners:		\$567,527.81	\$657,150.99	\$549,963.92	\$583,123.10	\$804,702.96	\$641,830.36
Total Expenses		\$567,527.81	\$657,150.99	\$549,963.92	\$583,123.10	\$804,702.96	\$641,830.36

Yuma County Board of Commissioners

2023 Budget Report F1

	2019 Actual	2020 Actual	2021 Actual	2022 Budget	2022 Actual	2023 Budget
102 - Commissioner's Attorney						
Expenses						
01-102-6352 Legal Services	\$7,325.52	\$16,020.10	\$32,877.90	\$30,000.00	\$18,874.50	\$50,000.00
Totals for Department(s) 102 - Commissioner's Attorney:	\$7,325.52	\$16,020.10	\$32,877.90	\$30,000.00	\$18,874.50	\$50,000.00
Total Expenses	\$7,325.52	\$16,020.10	\$32,877.90	\$30,000.00	\$18,874.50	\$50,000.00

Yuma County Board of Commissioners

2023 Budget Report F1

		2019	2020	2021	2022	2022	2023
		Actual	Actual	Actual	Budget	Actual	Budget
103 - Planning & Zoning							
Revenues							
01-103-4630	Activity Permit Fees	\$1,280.00	\$1,220.00	\$860.00	\$250.00	\$760.00	\$250.00
01-103-4640	Permit Admin Fees	\$2,480.00	\$2,185.00	\$1,390.00	\$1,000.00	\$980.00	\$1,000.00
01-103-4645	Permit Deposits	\$2,800.00	\$2,275.00	\$7,393.08	\$1,750.00	\$1,258.68	\$1,750.00
Totals for Department(s) 103 - Planning & Zoning:		\$6,560.00	\$5,680.00	\$9,643.08	\$3,000.00	\$2,998.68	\$3,000.00
Total Revenues		\$6,560.00	\$5,680.00	\$9,643.08	\$3,000.00	\$2,998.68	\$3,000.00
Expenses							
01-103-6111	Salaries Permanent	\$18,102.00	\$21,463.00	\$18,921.96	\$20,800.00	\$10,366.65	\$26,000.00
01-103-6114	Salaries Overtime	\$270.71	\$211.57	\$270.71	\$0.00	\$0.00	\$0.00
01-103-6142	Workmen s Compensation	\$29.00	\$39.00	\$24.69	\$24.69	\$0.00	\$0.00
01-103-6143	Health Insurance	\$4,049.80	\$5,131.16	\$4,131.39	\$4,157.00	\$1,357.19	\$0.00
01-103-6144	FICA	\$1,355.14	\$1,598.50	\$1,416.74	\$1,591.20	\$771.91	\$1,591.20
01-103-6145	Retirement	\$228.15	\$1,062.04	\$942.23	\$1,040.00	\$421.10	\$1,040.00
01-103-6210	Office Supplies	\$210.09	\$867.27	\$1,921.11	\$2,750.00	\$785.65	\$2,750.00
01-103-6311	Postage	\$413.01	\$0.00	\$1,154.05	\$1,000.00	\$10.80	\$1,000.00
01-103-6330	Advertising & Legal Notices	\$1,800.24	\$932.85	\$1,173.64	\$1,250.00	\$2,119.38	\$1,250.00
01-103-6335	Filing Fees	\$1,557.00	\$1,414.00	\$1,300.00	\$2,000.00	\$1,363.00	\$2,000.00
01-103-6345	Phone Service/Internet	\$0.00	\$0.00	\$0.00	\$400.00	\$0.00	\$400.00
01-103-6350	Professional Services	\$0.00	\$305.00	\$4,383.25	\$10,000.00	\$3,985.96	\$10,000.00
01-103-6362	Support & Software	\$220.00	\$137.50	\$0.00	\$830.00	\$684.93	\$830.00
01-103-6363	R&M Office Equip	\$0.00	\$0.00	\$0.00	\$500.00	\$0.00	\$500.00
01-103-6370	Lodging Meeting Travel	\$784.94	\$212.49	\$610.97	\$1,000.00	\$1,057.98	\$1,000.00
01-103-6371	Mileage	\$367.92	\$282.66	\$418.30	\$1,000.00	\$406.55	\$1,000.00
01-103-6495	Miscellaneous	\$0.00	\$0.00	\$0.00	\$300.00	\$0.00	\$300.00
01-103-6640	Permit Fee Reimbursed	\$108.84	\$262.24	\$140.00	\$500.00	\$0.00	\$500.00
01-103-8941	Capital Outlay \$500 \$4999.99	\$0.00	\$1,267.84	\$0.00	\$900.00	\$0.00	\$900.00
Totals for Department(s) 103 - Planning & Zoning:		\$29,496.84	\$35,187.12	\$36,809.04	\$50,042.89	\$23,331.10	\$51,061.20
Total Expenses		\$29,496.84	\$35,187.12	\$36,809.04	\$50,042.89	\$23,331.10	\$51,061.20

Yuma County Board of Commissioners

2023 Budget Report F1

		2019	2020	2021	2022	2022	2023
		Actual	Actual	Actual	Budget	Actual	Budget
104 - County Clerk							
Revenues							
01-104-4510	Liquor Licenses	\$2,500.00	\$1,350.00	\$0.00	\$1,000.00	(\$16.15)	\$1,000.00
01-104-4620	County Clerk s Fees	\$325,817.92	\$224,762.69	\$297,537.34	\$250,000.00	\$110,577.56	\$250,000.00
Totals for Department(s) 104 - County Clerk:		\$328,317.92	\$226,112.69	\$297,537.34	\$251,000.00	\$110,561.41	\$251,000.00
Total Revenues		\$328,317.92	\$226,112.69	\$297,537.34	\$251,000.00	\$110,561.41	\$251,000.00
Expenses							
01-104-6110	Salaries Elected Officials	\$63,059.75	\$73,868.62	\$63,315.96	\$63,316.00	\$58,039.63	\$63,446.00
01-104-6111	Salaries Permanent	\$140,383.55	\$180,993.31	\$144,111.88	\$157,040.00	\$141,020.38	\$206,668.71
01-104-6114	Salaries Overtime	\$2,807.21	\$0.00	\$2,249.12	\$2,000.00	\$0.00	\$2,000.00
01-104-6115	Annual Buyout/Personal Leave	\$3,262.62	\$3,804.96	\$2,301.30	\$2,496.00	\$2,496.00	\$2,600.00
01-104-6142	Workmens Comp	\$277.00	\$282.00	\$285.24	\$290.00	\$0.00	\$0.00
01-104-6143	Health Insurance	\$75,147.44	\$75,881.16	\$46,187.31	\$77,871.00	\$44,081.40	\$64,783.06
01-104-6144	FICA	\$14,914.30	\$18,648.42	\$15,508.72	\$17,201.18	\$14,726.59	\$21,015.68
01-104-6145	Retirement	\$8,440.99	\$10,825.12	\$9,472.25	\$11,346.30	\$10,015.50	\$13,735.74
01-104-6210	Office Supplies	\$2,649.68	\$4,164.95	\$4,573.14	\$4,000.00	\$4,307.53	\$4,000.00
01-104-6311	Postage	\$8,559.01	\$12,214.32	\$10,711.10	\$20,000.00	\$20,490.64	\$20,000.00
01-104-6330	Advertising & Legal Notices	\$510.79	\$35.13	\$78.00	\$500.00	\$54.64	\$500.00
01-104-6338	Dues	\$852.08	\$937.29	\$937.29	\$1,031.00	\$937.29	\$1,031.00
01-104-6345	Phone Service/Internet	\$3,223.96	\$3,202.26	\$3,179.85	\$4,000.00	\$4,009.59	\$4,000.00
01-104-6346	Internet	\$810.09	\$666.60	\$666.60	\$800.00	\$593.52	\$800.00
01-104-6348	Ytime Monthly fees	\$205.90	\$220.40	\$371.90	\$472.90	\$351.55	\$567.48
01-104-6349	Email & Monthly Backup Teryx	\$478.78	\$410.47	\$371.75	\$400.00	\$351.16	\$400.00
01-104-6350	Professional Services	\$445.02	\$390.50	\$835.88	\$500.00	\$3,795.50	\$500.00
01-104-6362	Computer Support & Software	\$5,602.80	\$4,662.50	\$18,148.10	\$18,380.36	\$17,654.99	\$18,500.00
01-104-6363	R & M Office Mach. & Equip.	\$1,125.48	\$1,226.49	\$843.28	\$800.00	\$842.63	\$800.00
01-104-6370	Lodging Meetings Travel	\$3,648.62	\$443.93	\$1,876.56	\$2,500.00	\$1,847.51	\$2,500.00
01-104-6371	Mileage	\$608.81	\$428.27	\$1,254.42	\$800.00	\$586.98	\$1,500.00
01-104-6495	Miscellaneous	\$478.15	\$433.69	\$641.03	\$400.00	\$607.49	\$400.00
01-104-6710	Office Supplies Yuma	\$168.06	\$96.66	\$163.28	\$100.00	\$151.89	\$100.00
01-104-6735	Rent Yuma	\$3,000.00	\$3,000.00	\$3,000.00	\$3,000.00	\$3,000.00	\$3,000.00
01-104-6745	Phone Service Yuma	\$1,085.18	\$1,225.15	\$1,398.76	\$1,100.00	\$1,226.79	\$1,100.00
01-104-8941	Capital Outlay \$500 \$4999.99	\$0.00	\$0.00	\$0.00	\$1,000.00	\$1,302.00	\$1,000.00
Totals for Department(s) 104 - County Clerk:		\$341,745.27	\$398,062.20	\$332,482.72	\$391,344.74	\$332,491.20	\$434,947.67
Total Expenses		\$341,745.27	\$398,062.20	\$332,482.72	\$391,344.74	\$332,491.20	\$434,947.67

Yuma County Board of Commissioners

2023 Budget Report F1

		2019	2020	2021	2022	2022	2023
		Actual	Actual	Actual	Budget	Actual	Budget
105 - County Treasurer							
Expenses							
01-105-6110	Salaries Elected Officials	\$63,315.96	\$73,868.62	\$63,315.96	\$63,316.00	\$26,408.65	\$63,443.00
01-105-6111	Salaries Permanent	\$53,551.55	\$67,894.68	\$67,124.88	\$73,320.00	\$87,006.73	\$70,761.30
01-105-6114	Salaries Overtime	\$541.42	\$5.06	\$1,082.84	\$0.00	\$187.50	\$0.00
01-105-6142	Workmens Comp	\$149.00	\$150.00	\$161.83	\$160.00	\$0.00	\$0.00
01-105-6143	Health Insurance	\$29,913.28	\$33,971.36	\$32,106.88	\$32,320.00	\$21,641.92	\$25,506.02
01-105-6144	FICA	\$8,430.98	\$10,167.16	\$9,439.38	\$10,452.65	\$8,147.42	\$10,266.65
01-105-6145	Retirement	\$5,327.67	\$5,770.66	\$5,516.76	\$6,831.80	\$5,514.91	\$6,710.23
01-105-6210	Office Supplies	\$1,120.28	\$2,441.05	\$1,514.01	\$4,000.00	\$2,611.50	\$4,000.00
01-105-6311	Postage	\$4,457.40	\$3,501.74	\$4,919.16	\$8,500.00	\$35.83	\$9,200.00
01-105-6330	Advertising & Legal Notices	\$6,144.05	\$4,946.10	\$5,822.80	\$6,500.00	\$8,217.30	\$6,500.00
01-105-6338	Dues	\$1,650.00	\$1,325.00	\$1,075.00	\$1,000.00	\$800.00	\$1,650.00
01-105-6345	Phone Service	\$728.36	\$778.92	\$787.62	\$850.00	\$784.34	\$850.00
01-105-6346	Internet	\$364.29	\$336.96	\$336.96	\$350.00	\$296.36	\$350.00
01-105-6348	Ytime Monthly fees	\$104.40	\$107.30	\$202.40	\$213.00	\$221.72	\$213.00
01-105-6349	Email &Monthly Backup Teryx	\$275.46	\$356.06	\$357.53	\$1,470.00	\$829.37	\$1,470.00
01-105-6350	Professional Services	\$0.00	\$0.00	\$0.00	\$0.00	\$4,390.00	\$20,000.00
01-105-6352	Legal Services	\$0.00	\$0.00	\$518.50	\$1,000.00	\$640.50	\$4,000.00
01-105-6361	Professional Service/ IT	\$4,294.50	\$5,434.30	\$5,425.78	\$8,500.00	\$2,597.30	\$9,000.00
01-105-6362	CIC Computer Support & Softwe	\$19,335.00	\$19,335.00	\$18,522.50	\$21,000.00	\$19,875.00	\$21,000.00
01-105-6363	R & M Office Mach & Equip	\$860.00	\$840.00	\$877.37	\$1,200.00	\$952.50	\$1,200.00
01-105-6370	Lodging Meetings Travel	\$2,868.51	\$119.32	\$663.60	\$3,500.00	\$2,211.61	\$3,500.00
01-105-6371	Mileage	\$523.39	\$109.20	\$223.30	\$725.00	\$726.05	\$900.00
01-105-6495	Miscellaneous	\$97.45	\$5.00	\$154.00	\$250.00	\$51.00	\$300.00
01-105-6521	Errors and Omissions	\$0.00	\$0.00	\$163.38	\$500.00	\$0.00	\$500.00
01-105-6600	Bank fees & charges	\$200.00	\$290.00	\$45.00	\$675.00	\$95.00	\$675.00
01-105-8940	Capital Outlay \$5000 & Up	\$0.00	\$0.00	\$0.00	\$5,000.00	\$520.00	\$5,000.00
01-105-8941	Capital Outlay \$500 \$4999.99	\$0.00	\$3,056.00	\$0.00	\$1,500.00	\$4,226.97	\$2,400.00
Totals for Department(s) 105 - County Treasurer:		\$204,252.95	\$234,809.49	\$220,357.44	\$253,133.45	\$198,989.48	\$269,395.20
Total Expenses		\$204,252.95	\$234,809.49	\$220,357.44	\$253,133.45	\$198,989.48	\$269,395.20

Yuma County Board of Commissioners

2023 Budget Report F1

		2019	2020	2021	2022	2022	2023
		Actual	Actual	Actual	Budget	Actual	Budget
106 - County Assessor							
Revenues							
01-106-4615	Assessor Copies	\$1,965.20	\$1,779.15	\$873.50	\$1,500.00	\$0.00	\$0.00
Totals for Department(s) 106 - County Assessor:		\$1,965.20	\$1,779.15	\$873.50	\$1,500.00	\$0.00	\$0.00
Total Revenues		\$1,965.20	\$1,779.15	\$873.50	\$1,500.00	\$0.00	\$0.00
Expenses							
01-106-6110	Salaries Elected Officials	\$63,059.75	\$73,868.62	\$63,315.96	\$63,316.00	\$58,039.63	\$63,443.00
01-106-6111	Salaries Permanent	\$120,796.99	\$156,371.14	\$144,560.04	\$150,800.00	\$128,185.05	\$162,864.17
01-106-6112	Salaries Temp./Part time	\$1,082.25	\$0.00	\$0.00	\$0.00	\$1,717.58	\$0.00
01-106-6114	Salaries Overtime	\$2,161.18	\$49.79	\$2,165.68	\$0.00	\$0.00	\$0.00
01-106-6115	Annual Buyout/Personal Leave	\$315.12	\$0.00	\$28.48	\$100.00	\$0.00	\$100.00
01-106-6142	Workmens Comp	\$3,674.00	\$4,268.00	\$4,442.00	\$4,550.00	\$0.00	\$0.00
01-106-6143	Health Insurance	\$44,511.92	\$81,740.76	\$80,883.12	\$81,286.00	\$74,808.36	\$83,066.45
01-106-6144	FICA	\$13,332.87	\$16,136.00	\$14,789.84	\$16,379.87	\$13,182.43	\$17,312.50
01-106-6145	Retirement	\$8,851.42	\$8,843.40	\$9,514.94	\$10,705.80	\$9,310.36	\$11,315.36
01-106-6210	Office Supplies	\$2,772.35	\$1,768.16	\$3,659.64	\$3,500.00	\$1,236.60	\$3,500.00
01-106-6311	Postage	\$684.25	\$334.43	\$3,206.22	\$4,400.00	\$402.21	\$5,000.00
01-106-6330	Advertising & Legal Notices	\$1,664.03	\$720.20	\$499.80	\$1,500.00	\$698.00	\$1,500.00
01-106-6338	Dues	\$2,592.55	\$2,335.55	\$4,237.55	\$3,000.00	\$1,311.55	\$3,000.00
01-106-6345	Phone Service/Internet	\$1,311.24	\$1,313.82	\$1,337.97	\$1,500.00	\$1,269.10	\$1,500.00
01-106-6348	Ytime Monthly fees	\$174.00	\$171.10	\$369.00	\$450.00	\$385.69	\$450.00
01-106-6350	Professional Services	\$28,262.52	\$27,406.60	\$27,958.10	\$30,000.00	\$24,325.48	\$30,000.00
01-106-6361	Computer Support & Software	\$7,088.29	\$7,950.71	\$5,467.53	\$8,000.00	\$6,558.68	\$8,000.00
01-106-6362	Assessor Software Harris&Apex	\$26,601.57	\$27,618.63	\$34,733.59	\$32,000.00	\$330.00	\$35,000.00
01-106-6363	R & M Office Mach & Equip	\$1,871.39	\$1,889.89	\$1,821.90	\$2,000.00	\$2,492.02	\$2,000.00
01-106-6370	Lodging Meetings Travel	\$4,231.24	\$993.00	\$190.00	\$3,000.00	\$1,019.78	\$3,000.00
01-106-6371	Mileage	\$1,503.36	\$902.64	\$1,447.59	\$2,500.00	\$1,931.08	\$2,500.00
01-106-6495	Miscellaneous	\$291.14	\$85.93	\$168.95	\$500.00	\$345.00	\$500.00
01-106-6521	Errors and Omissions	\$0.00	\$0.00	\$0.00	\$1,000.00	\$0.00	\$1,000.00
01-106-8940	Capital Outlay \$5000 & Up	\$0.00	\$0.00	\$0.00	\$0.00	\$1,056.00	\$0.00
01-106-8941	Capital Outlay \$500 \$4999.99	\$5,101.50	\$0.00	\$0.00	\$5,000.00	\$4,578.00	\$0.00
Totals for Department(s) 106 - County Assessor:		\$341,934.93	\$414,768.37	\$404,797.90	\$425,487.67	\$333,182.60	\$435,051.48
Total Expenses		\$341,934.93	\$414,768.37	\$404,797.90	\$425,487.67	\$333,182.60	\$435,051.48

Yuma County Board of Commissioners

2023 Budget Report F1

		2019	2020	2021	2022	2022	2023
		Actual	Actual	Actual	Budget	Actual	Budget
107 - GIS Mapping							
Revenues							
01-107-4617	GIS Dept Income	\$2,919.47	\$486.75	\$751.47	\$250.00	\$10.00	\$250.00
01-107-4660	Reimbursement	\$3,062.20	\$3,468.00	\$613.60	\$3,000.00	\$0.00	\$3,000.00
Totals for Department(s) 107 - GIS Mapping:		\$5,981.67	\$3,954.75	\$1,365.07	\$3,250.00	\$10.00	\$3,250.00
Total Revenues		\$5,981.67	\$3,954.75	\$1,365.07	\$3,250.00	\$10.00	\$3,250.00
Expenses							
01-107-6111	Salaries Permanent	\$18,102.00	\$21,463.00	\$18,922.08	\$20,800.00	\$8,613.36	\$0.00
01-107-6112	Salaries Temp./Part time	\$0.00	\$155.16	\$0.00	\$0.00	\$0.00	\$0.00
01-107-6114	Salaries Overtime	\$919.38	\$929.19	\$430.19	\$0.00	\$428.85	\$0.00
01-107-6142	Workmens Comp	\$29.00	\$39.00	\$25.50	\$25.50	\$0.00	\$0.00
01-107-6143	Health Insurance	\$4,030.80	\$4,440.33	\$4,165.21	\$4,157.00	\$1,434.01	\$0.00
01-107-6144	FICA	\$1,404.76	\$1,665.20	\$1,428.61	\$1,591.20	\$669.49	\$0.00
01-107-6145	Retirement	\$228.15	\$1,062.12	\$949.93	\$1,040.00	\$440.22	\$0.00
01-107-6210	Office Supplies	\$1,869.62	\$593.79	\$678.48	\$500.00	\$0.00	\$500.00
01-107-6311	Postage	\$0.00	\$0.00	\$0.00	\$100.00	\$24.55	\$0.00
01-107-6330	Advertising & Legal Notices	\$0.00	\$0.00	\$0.00	\$100.00	\$0.00	\$100.00
01-107-6338	Dues & Subscriptions	\$0.00	\$0.00	\$0.00	\$60.00	\$0.00	\$60.00
01-107-6345	Phone Service/Internet	\$730.96	\$761.73	\$787.53	\$800.00	\$784.34	\$800.00
01-107-6348	Ytime Monthly fees	\$31.90	\$34.80	\$73.80	\$100.00	\$63.67	\$100.00
01-107-6350	Professional Services	\$982.00	\$0.00	\$0.00	\$1,000.00	\$803.25	\$11,000.00
01-107-6362	Computer Support & Software	\$15,364.92	\$13,735.54	\$15,009.66	\$14,500.00	\$16,496.18	\$14,500.00
01-107-6363	R&M Office Mach & Equip	\$1,359.42	\$1,268.00	\$1,268.00	\$1,500.00	\$1,268.00	\$1,500.00
01-107-6370	Lodging Meetings Travel	\$492.61	\$0.00	\$0.00	\$2,000.00	\$0.00	\$2,000.00
01-107-6371	Mileage	\$543.60	\$276.60	\$33.60	\$100.00	\$79.81	\$100.00
01-107-6380	Training	\$275.00	\$0.00	\$0.00	\$2,000.00	\$0.00	\$2,000.00
01-107-6495	Miscellaneous	\$0.00	\$0.00	\$0.00	\$100.00	\$0.00	\$100.00
01-107-8941	Capital Outlay \$500 \$4999.99	\$0.00	\$750.37	\$327.00	\$900.00	\$0.00	\$900.00
Totals for Department(s) 107 - GIS Mapping:		\$46,364.12	\$47,174.83	\$44,099.59	\$51,373.70	\$31,105.73	\$33,660.00
Total Expenses		\$46,364.12	\$47,174.83	\$44,099.59	\$51,373.70	\$31,105.73	\$33,660.00

Yuma County Board of Commissioners

2023 Budget Report F1

		2019	2020	2021	2022	2022	2023
		Actual	Actual	Actual	Budget	Actual	Budget
108 - Elections							
Revenues							
01-108-4290	Elect Misc Reimb	\$0.00	\$0.00	\$0.02	\$0.00	\$0.00	\$0.00
01-108-4600	County Clerk/Election Reimburs	\$22,404.93	\$30,193.00	(\$2,813.70)	\$0.00	\$5,264.10	\$0.00
Totals for Department(s) 108 - Elections:		\$22,404.93	\$30,193.00	(\$2,813.68)	\$0.00	\$5,264.10	\$0.00
Total Revenues		\$22,404.93	\$30,193.00	(\$2,813.68)	\$0.00	\$5,264.10	\$0.00
Expenses							
01-108-6111	Salaries Permanent	\$3,287.90	\$19,454.48	\$776.13	\$6,000.00	\$30,431.72	\$1,000.00
01-108-6114	Salaries Overtime	\$1,094.80	\$4,266.58	\$1,457.40	\$1,200.00	\$3,451.11	\$1,500.00
01-108-6142	Workmens Comp	\$87.00	\$305.00	\$123.55	\$135.00	\$0.00	\$0.00
01-108-6143	Health Insurance	\$0.00	\$1,730.20	\$574.98	\$1,414.00	\$0.00	\$0.00
01-108-6144	FICA	\$312.34	\$1,775.70	\$161.98	\$550.80	\$2,592.03	\$191.25
01-108-6145	Retirement	\$152.83	\$304.70	\$90.69	\$360.00	\$191.09	\$125.00
01-108-6210	Election Supplies	\$9,563.08	\$10,073.23	\$2,743.98	\$6,000.00	\$7,108.39	\$4,500.00
01-108-6311	Postage	\$3,253.70	\$5,980.59	\$2,611.18	\$4,453.00	\$2,190.76	\$3,500.00
01-108-6320	Printing	\$4,176.91	\$13,559.12	\$3,496.44	\$6,100.00	\$17,789.89	\$5,000.00
01-108-6330	Advertising & Legal Notices	\$175.97	\$1,136.65	\$310.18	\$600.00	\$372.62	\$600.00
01-108-6335	Polling Place Rentals	\$20,256.59	\$20,661.72	\$24,103.80	\$26,100.00	\$24,620.88	\$25,077.60
01-108-6345	Phone Service	\$650.77	\$837.66	\$787.99	\$1,350.00	\$4,718.37	\$2,000.00
01-108-6346	Internet	\$1,054.85	\$134.76	\$134.76	\$1,000.00	\$474.92	\$1,000.00
01-108-6350	Professional Services	\$3,273.58	\$12,595.80	\$5,844.60	\$7,500.00	\$5,703.01	\$6,500.00
01-108-6352	Legal Services	\$0.00	\$0.00	\$0.00	\$0.00	\$2,297.00	\$2,000.00
01-108-6355	Judges	\$3,880.00	(\$10,100.21)	\$4,827.29	\$6,000.00	\$17,841.98	\$5,000.00
01-108-6360	Statutory Boards	\$720.00	\$1,750.00	\$500.00	\$1,750.00	\$1,600.00	\$1,500.00
01-108-6361	R&M Election Machinery & Equip	\$0.00	\$0.00	\$603.26	\$500.00	\$0.00	\$500.00
01-108-6362	Computer Support & Software	\$1,585.45	\$1,827.50	\$862.71	\$3,000.00	\$6,479.02	\$3,000.00
01-108-6363	R&M Office Equip	\$1,151.30	\$648.27	\$490.00	\$700.00	\$230.00	\$700.00
01-108-6370	Lodging Meetings Travel	\$1,157.26	\$131.00	\$60.00	\$500.00	(\$260.00)	\$500.00
01-108-6371	Mileage	\$162.27	\$45.24	\$61.83	\$300.00	\$158.86	\$300.00
01-108-6495	Miscellaneous	\$0.00	\$0.00	\$0.00	\$100.00	\$0.00	\$100.00
01-108-6710	Office Supplies Yuma	\$141.00	\$55.00	\$0.00	\$0.00	\$0.00	\$0.00
01-108-6745	Phone Service Yuma	\$114.18	\$0.00	\$0.00	\$800.00	\$0.00	\$800.00
01-108-6746	Internet Yuma	\$1,783.97	\$520.00	\$480.00	\$480.00	\$173.50	\$480.00
01-108-6941	Utilities Election Center	\$3,115.52	\$2,872.45	\$3,481.81	\$3,300.00	\$4,909.74	\$5,000.00
01-108-6966	R & M Buildings Election	\$0.00	\$0.00	\$12.99	\$1,000.00	\$0.00	\$1,000.00
01-108-8940	Capital Outlay \$5000 & Up	\$0.00	\$0.00	\$0.00	\$0.00	\$2,309.00	\$0.00
01-108-8941	Capital Outlay \$500 \$4999.99	\$1,382.00	\$0.00	\$0.00	\$3,000.00	\$0.00	\$3,000.00
Totals for Department(s) 108 - Elections:		\$62,533.27	\$90,565.44	\$54,597.55	\$84,192.80	\$135,383.89	\$74,873.85
Total Expenses		\$62,533.27	\$90,565.44	\$54,597.55	\$84,192.80	\$135,383.89	\$74,873.85

Yuma County Board of Commissioners

2023 Budget Report F1

		2019	2020	2021	2022	2022	2023
		Actual	Actual	Actual	Budget	Actual	Budget
109 - Building Maintenance							
Expenses							
01-109-6111	Salaries Permanent	\$63,040.00	\$71,155.00	\$80,684.01	\$96,397.60	\$86,740.97	\$146,128.28
01-109-6112	Salaries Temp./Part time	\$17,889.69	\$14,351.79	\$18,725.36	\$33,520.00	\$7,374.25	\$16,640.00
01-109-6114	Salaries Overtime	\$4,126.62	\$2,914.68	\$2,516.53	\$5,000.00	\$0.00	\$5,000.00
01-109-6115	Annual Buyout/Personal Leave	\$2,637.72	\$1,384.80	\$1,391.52	\$2,320.00	\$1,374.98	\$2,320.00
01-109-6142	Workmens Comp	\$4,194.00	\$4,079.00	\$3,460.00	\$3,460.00	\$0.00	\$0.00
01-109-6143	Health Insurance	\$27,833.56	\$32,843.19	\$33,906.98	\$44,274.00	\$37,227.96	\$55,017.47
01-109-6144	FICA	\$6,089.05	\$6,124.57	\$7,191.96	\$10,498.68	\$6,530.37	\$13,011.75
01-109-6145	Retirement	\$3,603.45	\$3,942.46	\$3,194.60	\$6,861.88	\$4,343.22	\$8,504.41
01-109-6220	Operating Supplies	\$10,523.40	\$11,361.50	\$8,017.55	\$10,000.00	\$10,386.27	\$10,000.00
01-109-6230	R & M Supplies	\$2,397.53	\$1,713.27	\$3,806.42	\$3,500.00	\$6,621.47	\$3,500.00
01-109-6340	Utilities CH	\$56,883.87	\$60,905.65	\$62,267.99	\$60,000.00	\$67,792.38	\$60,000.00
01-109-6343	Utilities Sheriff&Blue Bldgs	\$1,134.12	\$1,043.29	\$1,335.21	\$1,500.00	\$1,274.28	\$1,500.00
01-109-6345	Phone Service/Internet	\$347.33	\$392.71	\$383.41	\$500.00	\$416.19	\$500.00
01-109-6348	Ytime Monthly fees	\$127.60	\$171.10	\$396.90	\$394.00	\$345.25	\$394.00
01-109-6350	Professional Services	\$3,325.00	\$1,974.00	\$1,448.35	\$10,000.00	\$4,165.50	\$5,000.00
01-109-6361	R & M Mach Equip	\$430.55	\$1,804.73	\$790.05	\$2,000.00	\$1,154.18	\$2,000.00
01-109-6362	Computer support	\$256.87	\$0.00	\$0.00	\$250.00	\$0.00	\$250.00
01-109-6366	R & M Buildings CH	\$5,867.27	\$5,051.85	\$17,077.40	\$30,000.00	\$12,527.42	\$20,000.00
01-109-6367	R&M Sheriff Office & Jail	\$5,701.39	\$5,473.33	\$4,961.99	\$10,000.00	\$3,513.64	\$4,000.00
01-109-6368	Grounds Maintenance	\$2,657.29	\$1,484.69	\$4,637.63	\$2,200.00	\$2,125.70	\$2,200.00
01-109-6495	Miscellaneous	\$104.89	\$122.09	\$253.03	\$500.00	\$312.64	\$500.00
01-109-6720	Operating Supplies	\$3,925.86	\$5,882.95	\$5,766.22	\$5,000.00	\$8,649.02	\$5,000.00
01-109-6730	R & M Supplies	\$137.00	\$583.00	\$140.00	\$500.00	\$27.97	\$500.00
01-109-6740	Utilities H&H Bldg	\$21,050.06	\$19,539.67	\$22,944.55	\$27,000.00	\$28,282.99	\$27,000.00
01-109-6750	Professional Services	\$535.00	\$942.50	\$926.00	\$7,000.00	\$1,480.00	\$7,000.00
01-109-6761	R & M Machines/Equipment	\$638.58	\$1,758.63	\$988.00	\$2,000.00	\$408.62	\$2,000.00
01-109-6766	R & M Buildings H&H	\$16,612.77	\$8,981.30	\$9,675.92	\$25,000.00	\$18,731.35	\$15,000.00
01-109-6768	Grounds Maintenance H&H	\$1,551.45	\$1,736.66	\$2,895.77	\$2,500.00	\$175.58	\$2,500.00
01-109-6795	Miscellaneous H&H	\$0.00	\$0.00	\$0.00	\$400.00	\$0.00	\$400.00
01-109-6866	R & M Buildings-Yuma HHS	\$2,444.76	\$192.38	\$0.00	\$500.00	\$0.00	\$500.00
01-109-6930	R&M Supplies West bldgs	\$152.97	\$238.86	\$0.00	\$500.00	\$51.96	\$500.00
01-109-6940	Utilities Dock & Tractor Bldg	\$260.98	\$301.07	\$320.25	\$500.00	\$2,147.70	\$500.00
01-109-6941	Utilities Election Center	\$0.00	\$24.93	\$0.00	\$0.00	\$0.00	\$0.00
01-109-6950	Professional Services Election	\$355.00	\$342.00	\$360.00	\$500.00	\$360.00	\$500.00
01-109-6966	R & M Buildings Dock & Vehicle	\$0.00	\$75.98	\$2,635.11	\$500.00	\$12,864.38	\$500.00
01-109-8940	Capital Outlay \$5000 & Up	\$0.00	\$6,609.12	\$0.00	\$5,000.00	\$0.00	\$5,000.00
01-109-8941	Capital Outlay \$500 \$4999.99	\$1,436.59	\$0.00	\$28,002.97	\$30,000.00	\$0.00	\$15,000.00
01-109-8942	Cap Outlay HH \$5000&up	\$0.00	\$0.00	\$0.00	\$15,000.00	\$0.00	\$7,500.00
Totals for Department(s) 109 - Building Maintenance:		\$268,272.22	\$275,502.75	\$331,101.68	\$455,076.16	\$327,406.24	\$445,865.91
Total Expenses		\$268,272.22	\$275,502.75	\$331,101.68	\$455,076.16	\$327,406.24	\$445,865.91

Yuma County Board of Commissioners

2023 Budget Report F1

		2019	2020	2021	2022	2022	2023
		Actual	Actual	Actual	Budget	Actual	Budget
110 - Drivers License							
Expenses							
01-110-6111	Salaries Permanent	\$25,579.40	\$30,055.00	\$32,015.29	\$34,320.00	\$31,130.00	\$33,280.00
01-110-6114	Salaries Overtime	\$460.21	\$24.90	\$568.49	\$0.00	\$0.00	\$0.00
01-110-6142	Workmens Comp	\$35.00	\$31.00	\$34.95	\$34.95	\$0.00	\$0.00
01-110-6143	Health Insurance	\$12,767.96	\$17,086.76	\$18,844.99	\$15,582.00	\$17,596.92	\$19,546.97
01-110-6144	FICA	\$1,841.70	\$2,026.24	\$2,184.28	\$2,625.48	\$2,094.36	\$2,545.92
01-110-6145	Retirement	\$853.56	\$1,498.43	\$1,596.14	\$1,716.00	\$1,556.50	\$1,664.00
01-110-6210	Office Supplies	\$112.50	\$179.52	\$277.50	\$150.00	\$121.60	\$150.00
01-110-6311	Postage	\$100.00	\$0.00	\$117.62	\$100.00	\$0.00	\$100.00
01-110-6330	Advertising & Legal Notices	\$0.00	\$0.00	\$0.00	\$50.00	\$0.00	\$50.00
01-110-6345	Phone Service	\$1,432.46	\$1,547.20	\$1,609.23	\$1,500.00	\$1,615.62	\$1,720.00
01-110-6348	Ytime Monthly fees	\$34.80	\$17.40	\$73.80	\$78.80	\$72.94	\$78.80
01-110-6370	Lodging Meetings Travel	\$0.00	\$338.18	\$39.20	\$0.00	\$50.97	\$0.00
01-110-6371	Mileage	\$470.51	\$254.70	\$921.20	\$800.00	\$392.17	\$800.00
01-110-6495	Miscellaneous	\$0.00	\$0.00	\$0.00	\$50.00	\$0.00	\$50.00
01-110-6735	Rent Yuma	\$3,000.00	\$3,000.00	\$3,000.00	\$3,000.00	\$3,000.00	\$3,000.00
01-110-6745	Phone Service/Internet Yuma	\$1,666.74	\$1,930.76	\$1,820.48	\$1,700.00	\$1,950.69	\$1,900.00
Totals for Department(s) 110 - Drivers License:		\$48,354.84	\$57,990.09	\$63,103.17	\$61,707.23	\$59,581.77	\$64,885.69
Total Expenses		\$48,354.84	\$57,990.09	\$63,103.17	\$61,707.23	\$59,581.77	\$64,885.69

Yuma County Board of Commissioners

2023 Budget Report F1

	2019 Actual	2020 Actual	2021 Actual	2022 Budget	2022 Actual	2023 Budget
115 - Central Services						
Revenues						
01-115-4660 Reimbursement	\$0.00	\$0.00	\$0.00	\$0.00	\$115.67	\$137,165.93
Totals for Department(s) 115 - Central Services:	\$0.00	\$0.00	\$0.00	\$0.00	\$115.67	\$137,165.93
Total Revenues	\$0.00	\$0.00	\$0.00	\$0.00	\$115.67	\$137,165.93
Expenses						
01-115-6142 Workmens Comp	\$0.00	\$0.00	\$0.00	\$0.00	\$0.00	\$219,989.00
01-115-6362 Computer Support All dept	\$2,459.00	\$3,120.42	\$7,134.50	\$4,000.00	\$4,474.50	\$4,000.00
01-115-6370 Lodging Travel Teryx	\$1,565.00	\$1,450.00	\$500.00	\$1,500.00	\$665.00	\$1,500.00
Totals for Department(s) 115 - Central Services:	\$4,024.00	\$4,570.42	\$7,634.50	\$5,500.00	\$5,139.50	\$225,489.00
Total Expenses	\$4,024.00	\$4,570.42	\$7,634.50	\$5,500.00	\$5,139.50	\$225,489.00

Yuma County Board of Commissioners

2023 Budget Report F1

		2019	2020	2021	2022	2022	2023
		Actual	Actual	Actual	Budget	Actual	Budget
120 - 311 Birch & Kirk Maintenance							
Expenses							
01-120-6220	311 Birch Supplies	\$101.73	\$0.00	\$0.00	\$500.00	\$80.96	\$500.00
01-120-6341	Utilities Kirk House	\$0.00	\$809.84	\$203.60	\$0.00	\$0.00	\$0.00
01-120-6366	R & M 311 Birch	\$3,325.82	\$210.55	\$878.54	\$2,500.00	\$1,516.21	\$2,500.00
01-120-6367	R & M Kirk House	\$0.00	\$12,904.21	\$2,507.30	\$2,500.00	\$196.96	\$2,500.00
01-120-6720	Kirk House Supplies	\$0.00	\$0.00	\$0.00	\$500.00	\$0.00	\$500.00
01-120-8920	Cap Outlay Bldgs & Major Impr	\$3,328.20	\$0.00	\$0.00	\$5,000.00	\$0.00	\$5,000.00
Totals for Department(s) 120 - 311 Birch & Kirk Maintenance:		\$6,755.75	\$13,924.60	\$3,589.44	\$11,000.00	\$1,794.13	\$11,000.00
Total Expenses		\$6,755.75	\$13,924.60	\$3,589.44	\$11,000.00	\$1,794.13	\$11,000.00

Yuma County Board of Commissioners

2023 Budget Report F1

201 - District Attorney

Expenses

01-201-6350 Professional Services
 Totals for Department(s) 201 - District Attorney:
Total Expenses

	2019 Actual	2020 Actual	2021 Actual	2022 Budget	2022 Actual	2023 Budget
	\$217,345.00	\$221,693.00	\$221,692.98	\$261,985.00	\$261,984.84	\$261,985.00
	\$217,345.00	\$221,693.00	\$221,692.98	\$261,985.00	\$261,984.84	\$261,985.00
	\$217,345.00	\$221,693.00	\$221,692.98	\$261,985.00	\$261,984.84	\$261,985.00

Yuma County Board of Commissioners

2023 Budget Report F1

		2019	2020	2021	2022	2022	2023
		Actual	Actual	Actual	Budget	Actual	Budget
301 - Sheriff							
Revenues							
01-301-4225	GBMJ-Marijuana Grant	\$0.00	\$16,575.01	\$0.00	\$0.00	\$12,180.00	\$0.00
01-301-4226	HVE-CDOT State Grant -SO	\$3,254.00	\$4,280.00	\$13,450.00	\$0.00	\$5,300.00	\$0.00
01-301-4425	Click It or Ticket Grant Funds	\$745.00	\$1,500.00	\$0.00	\$0.00	\$0.00	\$0.00
01-301-4610	Civil Fees	\$8,081.50	\$4,937.00	\$9,754.41	\$9,000.00	\$7,095.00	\$9,000.00
01-301-4615	Eckley Contract/Town Reimburse	\$2,400.00	\$2,200.00	\$2,400.00	\$2,400.00	\$2,400.00	\$2,400.00
01-301-4655	Court Security Grant Reimb	\$90,008.00	\$90,000.00	\$0.00	\$45,000.00	\$0.00	\$45,000.00
01-301-4660	Reimbursements	\$0.00	\$0.00	\$22.89	\$2,000.00	\$0.00	\$2,000.00
01-301-4985	Restitution	\$3,078.01	\$1,739.83	\$1,156.42	\$2,000.00	\$2,375.57	\$2,000.00
01-301-4990	Miscellaneous	\$691.30	\$3,353.41	\$14,351.03	\$1,000.00	\$770.44	\$1,000.00
Totals for Department(s) 301 - Sheriff:		\$108,257.81	\$124,585.25	\$41,134.75	\$61,400.00	\$30,121.01	\$61,400.00
Total Revenues		\$108,257.81	\$124,585.25	\$41,134.75	\$61,400.00	\$30,121.01	\$61,400.00

Yuma County Board of Commissioners

2023 Budget Report F1

		2019	2020	2021	2022	2022	2023
		Actual	Actual	Actual	Budget	Actual	Budget
Expenses							
01-301-6110	Salaries Elected Officials	\$84,681.70	\$98,987.00	\$84,846.00	\$84,846.00	\$77,775.50	\$85,016.00
01-301-6111	Salaries Permanent	\$325,408.04	\$525,424.98	\$472,833.95	\$467,876.85	\$449,751.99	\$505,695.19
01-301-6112	Salaries Temp./Part time	\$3,017.85	\$8,280.00	\$0.00	\$0.00	\$3,774.28	\$4,000.00
01-301-6114	Salaries Overtime	\$23,455.54	\$9,565.14	\$15,699.90	\$25,000.00	\$10,929.26	\$10,000.00
01-301-6115	Annual Buyout/Personal Leave	\$4,752.17	\$1,384.80	\$1,391.52	\$4,000.00	\$1,374.98	\$4,000.00
01-301-6142	Workmens Comp	\$18,797.00	\$18,025.00	\$15,098.37	\$15,098.37	\$0.00	\$0.00
01-301-6143	Health Insurance	\$94,840.72	\$135,868.00	\$109,875.40	\$131,586.84	\$122,588.74	\$115,993.99
01-301-6144	FICA	\$31,570.60	\$46,356.00	\$41,872.18	\$44,501.80	\$39,172.23	\$46,421.21
01-301-6145	Retirement	\$11,082.05	\$23,215.29	\$25,496.56	\$29,086.14	\$26,179.42	\$30,340.66
01-301-6210	Office Supplies	\$3,921.27	\$4,079.75	\$2,940.86	\$5,000.00	\$4,337.57	\$5,000.00
01-301-6220	Operating Supplies	\$2,588.33	\$3,074.64	\$6,541.04	\$5,000.00	\$4,205.52	\$5,000.00
01-301-6225	Uniforms	\$11,094.17	\$7,167.94	\$8,464.21	\$7,000.00	\$5,898.45	\$5,000.00
01-301-6227	Fuel/Oil Changes	\$32,834.85	\$29,718.74	\$42,569.69	\$45,000.00	\$53,539.25	\$55,000.00
01-301-6230	Maintenance Supplies	\$2,478.41	\$3,105.01	\$1,635.57	\$4,000.00	\$5,621.40	\$4,500.00
01-301-6239	Tires/Tubes	\$4,141.49	\$1,106.25	\$2,859.75	\$4,500.00	\$7,594.24	\$4,500.00
01-301-6311	Postage	\$495.00	\$523.22	\$720.17	\$600.00	\$860.06	\$600.00
01-301-6320	Printing	\$0.00	\$316.99	\$503.37	\$600.00	\$5.20	\$500.00
01-301-6325	GBMJ-Marijuana Grant Expense	\$0.00	\$0.00	\$16,575.01	\$0.00	\$0.00	\$0.00
01-301-6330	Advertising & Legal Notices	\$454.00	\$0.00	\$0.00	\$200.00	\$0.00	\$200.00
01-301-6335	Rent	\$600.00	\$0.00	\$0.00	\$0.00	\$0.00	\$0.00
01-301-6338	Dues	\$32.94	\$20.07	\$36.89	\$1,500.00	\$24.41	\$500.00
01-301-6340	Yuma Utilities	\$1,529.77	\$1,533.48	\$1,618.58	\$1,800.00	\$1,619.39	\$1,800.00
01-301-6345	Phone Service	\$9,560.86	\$9,239.24	\$8,999.75	\$12,000.00	\$9,409.16	\$12,000.00
01-301-6348	Payroll Monthly Fees	\$0.00	\$0.00	\$429.00	\$400.00	\$409.59	\$400.00
01-301-6350	Professional Services	\$69,979.86	\$6,889.90	\$3,462.96	\$15,000.00	\$6,374.61	\$15,000.00
01-301-6361	R & M Vehicle	\$13,474.70	\$10,538.20	\$21,488.63	\$20,000.00	\$14,340.25	\$20,000.00
01-301-6362	Computer Support/Software/Net	\$9,337.32	\$4,772.45	\$7,573.53	\$6,000.00	\$7,519.61	\$6,000.00
01-301-6363	R & M Ofc Mach & Equipment	\$3,747.94	\$3,878.47	\$2,973.52	\$4,000.00	\$2,436.77	\$4,000.00
01-301-6364	Annual Fees	\$11,902.99	\$16,388.82	\$13,034.96	\$14,000.00	\$12,837.11	\$56,000.00
01-301-6370	Lodging Meetings Travel	\$710.45	\$561.95	\$299.34	\$2,500.00	\$927.00	\$2,000.00
01-301-6371	Mileage	\$0.00	\$23.52	\$140.06	\$300.00	\$26.32	\$300.00
01-301-6380	Employee Training	\$1,202.14	\$11,142.67	\$3,086.94	\$10,000.00	\$18,559.69	\$10,000.00
01-301-6460	Investigation Expense	\$2,552.97	\$1,655.38	\$2,662.69	\$1,500.00	\$2,199.47	\$1,500.00
01-301-6490	Search & Rescue	\$0.00	\$0.00	\$0.00	\$100.00	\$0.00	\$100.00
01-301-6492	Victims Asst 20%	\$13,000.00	\$13,000.00	\$13,000.00	\$13,000.00	\$13,000.00	\$13,000.00
01-301-6495	Miscellaneous	\$13,176.68	\$1,466.06	\$3,306.51	\$3,000.00	\$1,237.61	\$27,500.00
01-301-6496	Fair Miscellaneous	\$0.00	\$0.00	\$0.00	\$200.00	\$0.00	\$300.00
01-301-6500	Civil Fee Refund	\$54.00	\$12.00	\$19.17	\$100.00	\$0.00	\$100.00
01-301-6520	K-9 Expenses	\$511.15	\$373.03	\$146.16	\$400.00	\$443.03	\$400.00
01-301-6545	Court Security Grant Expense	\$0.00	\$0.00	\$0.00	\$0.00	\$24.50	\$0.00
01-301-8940	Capital Outlay \$5000 & Up	\$0.00	\$0.00	\$7,849.29	\$10,000.00	\$0.00	\$0.00
01-301-8941	Capital Outlay \$500 \$4999.99	\$956.17	\$943.32	\$12,664.12	\$0.00	\$4,508.29	\$5,000.00
Totals for Department(s) 301 - Sheriff:		\$807,943.13	\$998,637.31	\$952,715.65	\$989,696.00	\$909,504.90	\$1,057,667.05
Total Expenses		\$807,943.13	\$998,637.31	\$952,715.65	\$989,696.00	\$909,504.90	\$1,057,667.05

Yuma County Board of Commissioners

2023 Budget Report F1

		2019	2020	2021	2022	2022	2023
		Actual	Actual	Actual	Budget	Actual	Budget
302 - Jail							
Revenues							
01-302-4225	SCAAP FED Grant Funds	\$29,511.00	\$3,194.00	\$0.00	\$5,000.00	\$16,888.62	\$5,000.00
01-302-4455	OBH Reimbursement (Office of Behavioral Health)	\$0.00	\$16,811.56	\$111,282.82	\$64,573.50	\$119,345.94	\$64,573.50
01-302-4600	D.O.C. Log	\$0.00	\$20,937.64	\$11,324.45	\$2,000.00	\$0.00	\$2,000.00
01-302-4610	Inmate Boarding	\$9,121.54	\$108,286.18	\$38,534.84	\$125,000.00	\$36,109.22	\$75,000.00
01-302-4615	Work Release	\$19,506.54	\$5,490.00	\$3,600.00	\$5,000.00	\$1,740.00	\$5,000.00
01-302-4620	Detention	\$75.00	\$0.00	\$0.00	\$0.00	\$0.00	\$0.00
01-302-4650	Bond & Fingerprint Fees	\$2,279.74	\$2,100.46	\$2,256.68	\$1,000.00	\$1,338.56	\$1,000.00
01-302-4655	Court Security Grant Reimb	\$0.00	\$0.00	\$22,500.00	\$22,500.00	\$0.00	\$22,500.00
01-302-4985	Restitution	\$0.00	\$0.00	\$0.00	\$0.00	\$1,263.50	\$0.00
01-302-4990	Miscellaneous	\$9,435.00	\$2,561.65	\$882.66	\$2,000.00	\$817.56	\$2,000.00
Totals for Department(s) 302 - Jail:		\$69,928.82	\$159,381.49	\$190,381.45	\$227,073.50	\$177,503.40	\$177,073.50
Total Revenues		\$69,928.82	\$159,381.49	\$190,381.45	\$227,073.50	\$177,503.40	\$177,073.50

Yuma County Board of Commissioners

2023 Budget Report F1

		2019	2020	2021	2022	2022	2023
		Actual	Actual	Actual	Budget	Actual	Budget
Expenses							
01-302-6111	Salaries Permanent	\$399,197.92	\$489,934.45	\$406,014.11	\$470,392.42	\$339,484.00	\$500,910.02
01-302-6112	Salaries Temp./Part time	\$6,950.67	\$456.00	\$657.68	\$0.00	\$0.00	\$6,000.00
01-302-6113	Additional Straight Time	\$0.00	\$12,163.25	\$25,529.16	\$30,000.00	\$20,600.35	\$30,000.00
01-302-6114	Salaries Overtime	\$97,760.45	\$93,074.05	\$65,984.11	\$50,000.00	\$49,048.20	\$80,000.00
01-302-6115	Annual Buyout/Personal Leave	\$4,712.56	\$4,877.60	\$6,582.99	\$6,760.00	\$6,115.05	\$6,760.00
01-302-6142	Workmens Comp	\$17,866.00	\$17,401.00	\$18,542.53	\$19,000.00	\$0.00	\$0.00
01-302-6143	Health Insurance	\$114,188.72	\$126,561.96	\$120,003.08	\$139,225.48	\$93,477.52	\$173,673.20
01-302-6144	FICA	\$37,190.76	\$44,165.60	\$36,900.82	\$35,985.02	\$30,336.62	\$47,710.76
01-302-6145	Retirement	\$14,005.75	\$21,762.43	\$18,904.26	\$23,519.62	\$17,136.29	\$31,183.50
01-302-6210	Office Supplies	\$2,195.60	\$1,791.07	\$1,459.00	\$4,000.00	\$2,012.86	\$4,000.00
01-302-6220	Operating Supplies	\$9,703.50	\$16,019.01	\$13,913.26	\$15,000.00	\$8,069.06	\$15,000.00
01-302-6222	Food & Meals Jail	\$92,142.67	\$132,144.04	\$112,413.88	\$191,625.00	\$108,035.64	\$120,000.00
01-302-6223	Prisoner Prescriptions	\$6,959.52	\$5,187.30	\$3,228.16	\$7,500.00	\$735.28	\$7,500.00
01-302-6224	Prisoner Medical Services	\$8,969.42	\$2,062.00	\$1,986.35	\$7,500.00	\$4,746.08	\$7,500.00
01-302-6225	Uniforms	\$6,072.90	\$4,859.25	\$7,000.61	\$10,000.00	\$3,843.60	\$10,000.00
01-302-6230	Jail Kitchen Supplies	\$5,034.54	\$7,318.86	\$8,485.33	\$4,500.00	\$1,208.68	\$4,500.00
01-302-6240	Inmate Welfare	\$5,233.03	\$8,428.15	\$4,829.67	\$10,000.00	\$4,274.27	\$10,000.00
01-302-6311	Postage	\$0.00	\$27.25	\$69.54	\$100.00	\$0.00	\$100.00
01-302-6315	Transport/Assist Prisoners	\$478.08	\$239.74	\$3,946.64	\$15,500.00	\$1,637.84	\$15,500.00
01-302-6345	Phone Service	\$1,651.54	\$1,857.72	\$2,269.92	\$2,000.00	\$1,981.14	\$2,000.00
01-302-6348	Payroll Monthly Fees	\$0.00	\$0.00	\$438.00	\$414.00	\$356.52	\$414.00
01-302-6350	Professional Services	\$19,316.26	\$19,800.53	\$13,084.54	\$15,000.00	\$7,942.13	\$15,000.00
01-302-6355	OBH Reimbursable Expenses (Office of Behavioral Hea	\$0.00	\$28,858.98	\$102,904.94	\$64,573.50	\$108,207.89	\$64,573.50
01-302-6362	Computer Support/Software/Net	\$5,144.96	\$6,428.96	\$3,667.19	\$3,500.00	\$3,007.01	\$3,500.00
01-302-6363	R&M Office Machines Equipment	\$2,720.26	\$2,452.50	\$2,243.52	\$4,000.00	\$2,050.19	\$4,000.00
01-302-6364	Annual Fees	\$12,355.86	\$12,621.07	\$12,542.96	\$10,000.00	\$13,162.55	\$10,000.00
01-302-6370	Lodging Meetings Travel	\$203.42	(\$465.00)	\$0.00	\$400.00	\$68.29	\$400.00
01-302-6371	Mileage	\$493.11	\$0.00	\$412.90	\$300.00	\$0.00	\$300.00
01-302-6380	Employee Training	\$2,510.20	\$1,588.93	\$7,406.55	\$10,000.00	\$10,437.08	\$10,000.00
01-302-6392	Boarding Prisoners	\$58,560.00	\$0.00	\$0.00	\$500.00	\$29,820.12	\$500.00
01-302-6495	Miscellaneous	\$53.68	\$350.00	\$147.00	\$25,000.00	\$481.50	\$500.00
01-302-6510	Inmate Insurance	\$5,156.48	\$5,321.60	\$5,463.20	\$6,000.00	\$5,421.60	\$6,000.00
01-302-6545	Court Security Grant Expense	\$0.00	\$0.00	\$0.00	\$0.00	\$24.50	\$0.00
01-302-6994	Fed SCAAP Funds Pd	\$0.00	\$0.00	\$0.00	\$0.00	\$44.99	\$0.00
01-302-8941	Capital Outlay \$500 \$4999.99	\$0.00	\$625.00	\$629.99	\$2,200.00	\$599.80	\$2,200.00
Totals for Department(s) 302 - Jail:		\$936,827.86	\$1,067,913.30	\$1,007,661.89	\$1,184,495.04	\$874,366.65	\$1,189,724.98
Total Expenses		\$936,827.86	\$1,067,913.30	\$1,007,661.89	\$1,184,495.04	\$874,366.65	\$1,189,724.98

Yuma County Board of Commissioners

2023 Budget Report F1

		2019	2020	2021	2022	2022	2023
		Actual	Actual	Actual	Budget	Actual	Budget
303 - Coroner							
Expenses							
01-303-6110	Salaries Elected Officials	\$16,810.34	\$19,708.50	\$16,893.00	\$16,893.00	\$15,485.25	\$16,926.60
01-303-6111	Salaries Permanent	\$11,230.73	\$13,139.00	\$11,262.00	\$11,262.00	\$10,323.50	\$11,284.40
01-303-6142	Workmens Comp	\$104.00	\$108.00	\$135.00	\$135.00	\$0.00	\$0.00
01-303-6143	Health Insurance	\$8,091.64	\$9,674.00	\$8,287.48	\$8,314.32	\$7,664.68	\$8,502.01
01-303-6144	FICA	\$2,022.36	\$2,390.32	\$2,075.81	\$2,153.86	\$1,902.12	\$2,158.14
01-303-6210	Office Supplies	\$0.00	\$549.64	\$374.21	\$300.00	\$438.89	\$300.00
01-303-6338	Dues	\$0.00	\$858.00	\$858.00	\$800.00	\$858.00	\$800.00
01-303-6350	Professional Services	\$28,455.62	\$21,055.00	\$24,781.00	\$20,000.00	\$13,652.88	\$20,000.00
01-303-6355	Office Rent	\$1,200.00	\$1,200.00	\$600.00	\$1,200.00	\$1,200.00	\$1,200.00
01-303-6370	Lodging Meetings Travel	\$872.95	\$0.00	\$1,247.65	\$1,500.00	\$5,132.06	\$1,500.00
01-303-6371	Mileage	\$1,840.86	\$1,688.40	\$1,456.53	\$2,000.00	\$903.72	\$2,000.00
01-303-6375	Standby for Deputies	\$0.00	\$0.00	\$0.00	\$1,000.00	\$0.00	\$1,000.00
01-303-8940	Capital Outlay \$5000 & Up	\$5,000.00	\$0.00	\$0.00	\$0.00	\$0.00	\$0.00
01-303-8941	Capital Outlay \$500 \$4999.99	\$0.00	\$0.00	\$0.00	\$1,200.00	\$0.00	\$1,200.00
Totals for Department(s) 303 - Coroner:		\$75,628.50	\$70,370.86	\$67,970.68	\$66,758.18	\$57,561.10	\$66,871.15
Total Expenses		\$75,628.50	\$70,370.86	\$67,970.68	\$66,758.18	\$57,561.10	\$66,871.15

Yuma County Board of Commissioners

2023 Budget Report F1

		2019	2020	2021	2022	2022	2023
		Actual	Actual	Actual	Budget	Actual	Budget
403 - Emergency Medical Services							
Expenses							
01-403-6350	Professional Services	\$2,700.00	\$1,500.00	\$0.00	\$4,000.00	\$3,000.00	\$4,000.00
01-403-6352	Contribution/Donation	\$0.00	\$0.00	\$0.00	\$6,000.00	\$0.00	\$41,000.00
01-403-6361	R & M Mach Equip. Vehicle	\$0.00	\$0.00	\$0.00	\$1,000.00	\$86.65	\$1,000.00
01-403-6495	Miscellaneous	\$21.96	\$0.00	\$0.00	\$500.00	\$0.00	\$500.00
01-403-6510	Insurance	\$4,785.32	\$4,482.25	\$4,596.97	\$5,000.00	\$4,766.53	\$5,000.00
01-403-8940	Capital Outlay	\$72,825.68	\$0.00	\$0.00	\$30,000.00	\$0.00	\$0.00
Totals for Department(s) 403 - Emergency Medical Services:		\$80,332.96	\$5,982.25	\$4,596.97	\$46,500.00	\$7,853.18	\$51,500.00
Total Expenses		\$80,332.96	\$5,982.25	\$4,596.97	\$46,500.00	\$7,853.18	\$51,500.00

Yuma County Board of Commissioners

2023 Budget Report F1

	2019 Actual	2020 Actual	2021 Actual	2022 Budget	2022 Actual	2023 Budget
405 - E911 - Commissioners						
Revenues						
01-405-4660 Reimbursement	\$0.00	\$0.00	\$26,839.28	\$0.00	\$0.00	\$0.00
Totals for Department(s) 405 - E911 - Commissioners:	\$0.00	\$0.00	\$26,839.28	\$0.00	\$0.00	\$0.00
Total Revenues	\$0.00	\$0.00	\$26,839.28	\$0.00	\$0.00	\$0.00
Expenses						
01-405-6111 Salaries Permanent	\$0.00	\$0.00	\$21,533.20	\$0.00	\$0.00	\$0.00
01-405-6115 Annual Buyout/Personal Leave	\$0.00	\$0.00	\$867.23	\$0.00	\$0.00	\$0.00
01-405-6143 Health Insurance	\$0.00	\$0.00	\$2,763.20	\$0.00	\$0.00	\$0.00
01-405-6144 FICA	\$0.00	\$0.00	\$1,675.65	\$0.00	\$0.00	\$0.00
01-405-6350 Professional Services	\$460,000.00	\$460,000.00	\$460,015.00	\$520,000.00	\$520,000.00	\$572,000.00
Totals for Department(s) 405 - E911 - Commissioners:	\$460,000.00	\$460,000.00	\$486,854.28	\$520,000.00	\$520,000.00	\$572,000.00
Total Expenses	\$460,000.00	\$460,000.00	\$486,854.28	\$520,000.00	\$520,000.00	\$572,000.00

Yuma County Board of Commissioners

2023 Budget Report F1

		2019	2020	2021	2022	2022	2023
		Actual	Actual	Actual	Budget	Actual	Budget
406 - Emergency Preparedness							
Revenues							
01-406-4225	EMPG Fed Grant Funds Reimb	\$16,000.00	\$11,199.67	\$18,217.36	\$36,498.09	\$2,123.23	\$48,832.00
01-406-4290	Misc Emerg Mgr	\$0.00	\$22,991.83	\$0.00	\$0.00	\$0.00	\$0.00
01-406-4291	OEM Misc Grant Revenue	\$0.00	(\$20,844.40)	(\$10,394.00)	\$0.00	\$0.00	\$0.00
Totals for Department(s) 406 - Emergency Preparedness:		\$16,000.00	\$13,347.10	\$7,823.36	\$36,498.09	\$2,123.23	\$48,832.00
Total Revenues		\$16,000.00	\$13,347.10	\$7,823.36	\$36,498.09	\$2,123.23	\$48,832.00
Expenses							
01-406-6111	Salaries Permanent	\$0.00	\$0.00	\$0.00	\$0.00	\$0.00	\$26,956.80
01-406-6112	Salaries Temp/Part time	\$20,400.00	\$24,150.00	\$19,250.00	\$53,022.00	\$10,435.98	\$0.00
01-406-6142	Workmens Comp	\$56.00	\$59.00	\$58.53	\$58.00	\$0.00	\$0.00
01-406-6143	Health Insurance	\$0.00	\$0.00	\$0.00	\$0.00	\$0.00	\$8,502.01
01-406-6144	FICA	\$1,560.60	\$1,847.45	\$1,472.68	\$4,056.18	\$798.35	\$2,062.20
01-406-6145	Retirement	\$0.00	\$0.00	\$0.00	\$0.00	\$0.00	\$1,347.84
01-406-6210	Office Supplies	\$833.59	\$161.98	\$336.30	\$65.00	\$81.19	\$100.00
01-406-6311	Postage	\$97.88	\$92.00	\$92.00	\$125.00	\$0.00	\$125.00
01-406-6345	Phone Service	\$1,894.65	\$2,816.45	\$3,014.01	\$3,000.00	\$2,112.68	\$2,000.00
01-406-6350	Professional Services	\$0.00	\$1,326.04	\$36.00	\$0.00	\$224.94	\$1,000.00
01-406-6355	Rent	\$720.00	\$720.00	\$720.00	\$720.00	\$720.00	\$0.00
01-406-6362	Computer Support/Internet	\$0.00	\$0.00	\$588.26	\$150.00	\$526.10	\$750.00
01-406-6363	R & M Mach & Equip	\$0.00	\$0.00	\$0.00	\$4,300.00	\$298.06	\$4,300.00
01-406-6370	Lodging Meetings Travel	\$429.04	\$390.42	\$34.20	\$1,200.00	\$859.37	\$1,500.00
01-406-6371	Mileage	\$2,347.80	\$505.68	\$305.50	\$1,800.00	\$1,573.56	\$2,000.00
01-406-6495	Miscellaneous	\$1,646.43	\$5,211.14	\$930.94	\$1,000.00	\$2,397.00	\$1,000.00
01-406-8940	Capital Outlay \$5000 & Up	\$0.00	\$0.00	\$0.00	\$0.00	\$0.00	\$35,179.43
01-406-8941	Capital Outlay \$500 \$4999.99	\$2,099.00	\$0.00	\$0.00	\$3,500.00	\$0.00	\$0.00
Totals for Department(s) 406 - Emergency Preparedness:		\$32,084.99	\$37,280.16	\$26,838.42	\$72,996.18	\$20,027.23	\$86,823.28
Total Expenses		\$32,084.99	\$37,280.16	\$26,838.42	\$72,996.18	\$20,027.23	\$86,823.28

Yuma County Board of Commissioners

2023 Budget Report F1

	2019 Actual	2020 Actual	2021 Actual	2022 Budget	2022 Actual	2023 Budget
502 - ECSDD						
Expenses						
01-502-6350 Professional Services	\$23,218.00	\$20,422.00	\$11,941.00	\$26,511.00	\$26,511.00	\$26,395.00
Totals for Department(s) 502 - ECSDD:	\$23,218.00	\$20,422.00	\$11,941.00	\$26,511.00	\$26,511.00	\$26,395.00
Total Expenses	\$23,218.00	\$20,422.00	\$11,941.00	\$26,511.00	\$26,511.00	\$26,395.00

Yuma County Board of Commissioners

2023 Budget Report F1

		2019	2020	2021	2022	2022	2023
		Actual	Actual	Actual	Budget	Actual	Budget
503 - Golden Plains Extension							
Expenses							
01-503-6111	Salaries Permanent	\$25,164.00	\$31,546.71	\$31,727.62	\$33,280.00	\$30,506.63	\$35,942.40
01-503-6112	Salaries Temp./Part time	\$8,236.21	\$8,835.00	\$4,104.51	\$13,000.00	\$1,497.78	\$31,000.00
01-503-6114	Salaries Overtime	\$1,729.02	\$0.00	\$541.42	\$0.00	\$0.00	\$0.00
01-503-6142	Workmens Comp	\$54.00	\$48.00	\$46.89	\$47.00	\$0.00	\$0.00
01-503-6143	Health Insurance	\$18,521.64	\$20,601.36	\$20,484.08	\$19,137.48	\$17,139.20	\$15,923.53
01-503-6144	FICA	\$2,275.41	\$2,606.67	\$2,308.00	\$3,540.42	\$2,068.77	\$5,121.09
01-503-6145	Retirement	\$1,258.20	\$1,577.29	\$1,579.54	\$2,314.00	\$1,525.37	\$3,347.12
01-503-6210	Office Supplies	\$3,857.38	\$4,361.38	\$3,702.32	\$4,450.00	\$3,138.24	\$4,450.00
01-503-6311	Postage	\$1,110.00	\$971.40	\$1,583.06	\$2,360.00	\$980.00	\$2,360.00
01-503-6345	Phone Service	\$4,769.86	\$2,427.56	\$1,504.01	\$4,040.00	\$1,495.68	\$4,040.00
01-503-6348	Ytime Monthly fees	\$69.60	\$101.50	\$161.60	\$100.00	\$135.59	\$100.00
01-503-6350	Professional Services	\$111,676.20	\$115,782.19	\$92,598.50	\$123,680.00	\$106,506.00	\$137,146.00
01-503-6362	Technology	\$500.00	\$610.00	\$673.00	\$500.00	\$500.00	\$500.00
01-503-6363	R & M Office Mach & Equip	\$1,429.27	\$900.00	\$900.00	\$3,350.00	\$900.00	\$3,350.00
01-503-6370	Lodging Meetings Travel	\$22,340.00	\$15,165.00	\$26,481.46	\$23,340.00	\$21,132.00	\$23,340.00
01-503-6380	Secretarial Training	\$218.64	\$0.00	\$0.00	\$400.00	\$0.00	\$400.00
01-503-6390	Internet Service	\$582.94	\$539.16	\$539.16	\$250.00	\$474.20	\$250.00
01-503-6495	Miscellaneous	\$63.29	\$63.60	\$136.10	\$0.00	\$1,717.74	\$0.00
01-503-6497	Contract Labor	\$0.00	\$0.00	\$0.00	\$0.00	\$3,108.60	\$0.00
01-503-8941	Capital Outlay \$500 \$4999.99	\$2,702.24	\$0.00	\$0.00	\$2,500.00	\$0.00	\$2,500.00
Totals for Department(s) 503 - Golden Plains Extension:		\$206,557.90	\$206,136.82	\$189,071.27	\$236,288.90	\$192,825.80	\$269,770.14
Total Expenses		\$206,557.90	\$206,136.82	\$189,071.27	\$236,288.90	\$192,825.80	\$269,770.14

Yuma County Board of Commissioners

2023 Budget Report F1

504 - Northeast Colorado Bookmobile

Expenses

01-504-6350 Professional Services
 Totals for Department(s) 504 - Northeast Colorado Bookmobile:
Total Expenses

	2019 Actual	2020 Actual	2021 Actual	2022 Budget	2022 Actual	2023 Budget
01-504-6350 Professional Services	\$30,800.00	\$33,880.00	\$0.00	\$0.00	\$0.00	\$0.00
Totals for Department(s) 504 - Northeast Colorado Bookmobile:	\$30,800.00	\$33,880.00	\$0.00	\$0.00	\$0.00	\$0.00
Total Expenses	\$30,800.00	\$33,880.00	\$0.00	\$0.00	\$0.00	\$0.00

Yuma County Board of Commissioners

2023 Budget Report F1

	2019 Actual	2020 Actual	2021 Actual	2022 Budget	2022 Actual	2023 Budget
505 - Veterans' Officer						
Revenues						
01-505-4660 Reimb State CO DMV	\$14,700.00	\$21,152.00	\$13,328.00	\$14,700.00	\$14,400.00	\$26,000.00
Totals for Department(s) 505 - Veterans' Officer:	\$14,700.00	\$21,152.00	\$13,328.00	\$14,700.00	\$14,400.00	\$26,000.00
Total Revenues	\$14,700.00	\$21,152.00	\$13,328.00	\$14,700.00	\$14,400.00	\$26,000.00
Expenses						
01-505-6111 Salaries Permanent	\$0.00	\$0.00	\$0.00	\$0.00	\$0.00	\$22,000.00
01-505-6112 Salaries Temp/PT	\$9,900.00	\$11,550.00	\$10,800.00	\$10,800.00	\$9,900.00	\$0.00
01-505-6142 Workmen s Compensation	\$18.00	\$24.00	\$28.40	\$28.40	\$0.00	\$0.00
01-505-6144 FICA	\$757.35	\$883.55	\$826.20	\$826.20	\$757.35	\$1,683.00
01-505-6145 Retirement	\$0.00	\$0.00	\$0.00	\$0.00	\$0.00	\$1,100.00
01-505-6210 Office Supplies	\$87.12	\$1,944.28	\$34.98	\$250.00	\$7.16	\$250.00
01-505-6311 Postage	\$65.27	\$66.25	\$1.36	\$100.00	\$0.00	\$100.00
01-505-6370 Travel & Meetings	\$855.20	\$0.00	\$599.04	\$500.00	\$753.87	\$1,900.00
01-505-6371 Mileage	\$1,845.06	\$651.84	\$1,333.86	\$2,000.00	\$2,431.78	\$3,000.00
01-505-6495 Miscellaneous	\$25.00	\$77.50	\$61.00	\$195.40	\$61.69	\$437.00
Totals for Department(s) 505 - Veterans' Officer:	\$13,553.00	\$15,197.42	\$13,684.84	\$14,700.00	\$13,911.85	\$30,470.00
Total Expenses	\$13,553.00	\$15,197.42	\$13,684.84	\$14,700.00	\$13,911.85	\$30,470.00

Yuma County Board of Commissioners

2023 Budget Report F1

		2019	2020	2021	2022	2022	2023
		Actual	Actual	Actual	Budget	Actual	Budget
506 - County Fair							
Revenues							
01-506-4110	Transfer In	\$0.00	\$0.00	\$0.00	\$0.00	\$13,710.00	\$0.00
01-506-4700	Race Horse Entry Fees	\$530.00	\$810.00	\$590.00	\$700.00	\$0.00	\$0.00
01-506-4702	NFR Ticket Sales	\$3,290.00	\$4,416.00	\$3,504.40	\$3,000.00	\$5,972.00	\$3,000.00
01-506-4704	Camper Spaces	\$2,270.00	\$1,151.00	\$1,921.00	\$2,000.00	\$2,640.00	\$2,000.00
01-506-4708	Commercial Booths	\$950.00	\$150.00	\$750.00	\$1,000.00	\$2,005.00	\$1,000.00
01-506-4710	Food Booths	\$1,200.00	\$850.00	\$1,200.00	\$1,000.00	\$1,435.00	\$1,000.00
01-506-4712	Ticket Sales	\$28,358.21	\$11,288.75	\$38,929.55	\$35,000.00	\$66,972.20	\$35,000.00
01-506-4714	Rodeo Sponsors	\$23,200.00	\$34,500.00	\$32,805.00	\$20,000.00	\$34,750.00	\$20,000.00
01-506-4715	Night Show Sponsors	\$0.00	\$0.00	\$2,250.00	\$0.00	\$0.00	\$0.00
01-506-4716	General Sponsors	\$670.00	\$695.00	\$5,592.00	\$1,200.00	\$11,756.00	\$1,200.00
01-506-4718	County Event Sponsors	\$2,750.00	\$3,000.00	\$2,400.00	\$3,200.00	\$3,000.00	\$3,200.00
01-506-4720	Ranch Rodeo Sponsors	\$0.00	\$0.00	\$0.00	\$2,000.00	\$0.00	\$2,000.00
01-506-4740	Donations & Misc	\$1,690.00	\$104.00	\$790.00	\$400.00	\$350.00	\$400.00
01-506-4930	Miscellaneous	\$170.00	\$1,416.50	\$53,893.00	\$0.00	\$28,464.37	\$0.00
01-506-4940	Draft Horse Pull Sponsors	\$3,450.00	\$1,000.00	\$1,250.00	\$0.00	\$3,000.00	\$0.00
01-506-4950	4 H Premium Sponsors	\$12,141.00	\$10,217.00	\$11,055.00	\$13,000.00	\$14,160.00	\$13,000.00
Totals for Department(s) 506 - County Fair:		\$80,669.21	\$69,598.25	\$156,929.95	\$82,500.00	\$188,214.57	\$81,800.00
Total Revenues		\$80,669.21	\$69,598.25	\$156,929.95	\$82,500.00	\$188,214.57	\$81,800.00

Yuma County Board of Commissioners

2023 Budget Report F1

		2019	2020	2021	2022	2022	2023
		Actual	Actual	Actual	Budget	Actual	Budget
Expenses							
01-506-6112	Salaries Temp./Part time	\$2,230.00	\$2,855.96	\$3,677.94	\$5,000.00	\$4,388.73	\$5,000.00
01-506-6142	Workmens Comp	\$761.00	\$452.00	\$957.93	\$957.93	\$0.00	\$957.93
01-506-6144	FICA	\$170.60	\$218.47	\$281.36	\$382.50	\$335.73	\$382.50
01-506-6145	Retirement	\$0.00	\$0.00	\$0.00	\$0.00	\$135.15	\$250.00
01-506-6220	Operating Supplies	\$6,657.73	\$4,357.26	\$8,478.52	\$9,000.00	\$12,874.38	\$9,000.00
01-506-6227	Fuel/Oil/Antifreeze	\$256.34	\$230.20	\$625.53	\$600.00	\$458.81	\$600.00
01-506-6230	Office Supplies	\$813.27	\$1,248.17	\$1,010.51	\$600.00	\$778.81	\$600.00
01-506-6311	Postage	\$892.00	\$295.00	\$904.41	\$1,000.00	\$534.07	\$1,000.00
01-506-6330	Advertising & Legal Notices	\$5,884.42	\$2,450.85	\$5,867.00	\$6,000.00	\$8,980.96	\$6,000.00
01-506-6338	Dues & Licenses	\$160.00	\$260.00	\$214.37	\$200.00	\$459.37	\$200.00
01-506-6340	Utilities	\$3,373.42	\$2,054.52	\$2,732.74	\$3,000.00	\$4,277.85	\$3,000.00
01-506-6345	Phone Service	\$290.38	\$713.43	\$691.04	\$1,000.00	\$210.58	\$1,000.00
01-506-6348	Carnival	\$6,500.00	\$0.00	\$7,006.00	\$7,000.00	\$3,500.00	\$0.00
01-506-6349	Ranch Rodeo	\$700.00	\$700.00	\$700.00	\$1,500.00	\$700.00	\$1,500.00
01-506-6350	Professional Services	\$18,867.35	\$14,055.60	\$19,163.44	\$19,000.00	\$18,743.88	\$19,000.00
01-506-6351	Parade Expenses	\$2,325.50	\$0.00	\$2,891.50	\$2,500.00	\$2,983.00	\$2,500.00
01-506-6352	Rodeo	\$45,483.61	\$33,273.36	\$61,577.79	\$50,000.00	\$64,604.77	\$50,000.00
01-506-6353	Shows	\$40,160.74	\$0.00	\$42,531.40	\$50,000.00	\$41,913.35	\$50,000.00
01-506-6355	Judges	\$8,144.72	\$6,825.66	\$6,831.75	\$8,000.00	\$7,641.27	\$8,000.00
01-506-6356	Races	\$3,827.99	\$4,837.48	\$3,780.00	\$7,000.00	\$0.00	\$0.00
01-506-6357	Premiums	\$16,953.90	\$14,128.50	\$16,471.88	\$18,000.00	\$15,265.19	\$18,000.00
01-506-6358	County Events	\$6,963.50	\$5,408.15	\$6,207.55	\$5,000.00	\$6,191.05	\$5,000.00
01-506-6359	Queen Expenses	\$700.00	\$5,326.75	\$0.00	\$0.00	\$0.00	\$0.00
01-506-6360	NFR Ticket Purchase	\$2,945.00	\$6,687.48	\$6.80	\$3,000.00	\$3,406.00	\$3,000.00
01-506-6361	R & M Mach Equip & Vehicle	\$0.00	\$377.55	\$0.00	\$250.00	\$267.80	\$250.00
01-506-6366	R & M Buildings & Arena	\$389.00	\$133.61	\$272.49	\$3,000.00	\$414.03	\$1,000.00
01-506-6370	Board Expense	\$2,564.03	\$611.12	\$2,446.06	\$1,500.00	\$1,847.84	\$1,500.00
01-506-6372	Round Robin Scholarships	\$0.00	\$0.00	\$0.00	\$0.00	\$1,503.00	\$0.00
01-506-6460	Draft Horse Pull Award	\$1,000.00	\$1,000.00	\$1,150.00	\$2,000.00	\$3,000.00	\$2,000.00
01-506-6495	Miscellaneous	\$1,300.07	\$177.75	\$901.55	\$1,000.00	\$26,456.51	\$1,000.00
01-506-6497	Contract Labor	\$529.75	\$0.00	\$0.00	\$700.00	\$0.00	\$700.00
01-506-7750	Transfer outside acct	\$0.00	\$0.00	\$0.00	\$0.00	\$15,000.00	\$0.00
Totals for Department(s) 506 - County Fair:		\$180,844.32	\$108,678.87	\$197,379.56	\$207,190.43	\$246,872.13	\$191,440.43
Total Expenses		\$180,844.32	\$108,678.87	\$197,379.56	\$207,190.43	\$246,872.13	\$191,440.43

Yuma County Board of Commissioners

2023 Budget Report F1

		2019	2020	2021	2022	2022	2023
		Actual	Actual	Actual	Budget	Actual	Budget
507 - Fair Grounds Maintenance							
Revenues							
01-507-4930	Stall Rent	\$4,505.00	\$4,565.00	\$7,165.00	\$5,500.00	\$4,585.00	\$5,500.00
01-507-4940	RV Rent	\$31,825.00	\$25,600.00	\$5,650.00	\$10,000.00	\$7,069.00	\$10,000.00
01-507-4960	Rent Concession Bldg	\$2,650.00	\$1,000.00	\$1,200.00	\$2,000.00	\$8,673.00	\$2,000.00
01-507-4990	Misc Fairgrounds	\$689.48	\$374.00	\$280.00	\$0.00	\$405.00	\$0.00
Totals for Department(s) 507 - Fair Grounds Maintenance:		\$39,669.48	\$31,539.00	\$14,295.00	\$17,500.00	\$20,732.00	\$17,500.00
Total Revenues		\$39,669.48	\$31,539.00	\$14,295.00	\$17,500.00	\$20,732.00	\$17,500.00
Expenses							
01-507-6111	Salaries Permanent	\$0.00	\$115.70	\$4,753.97	\$8,070.40	\$23,410.75	\$80,870.40
01-507-6112	Salaries Temp./Part time	\$9,835.75	\$11,059.62	\$6,932.52	\$18,500.00	\$849.13	\$18,500.00
01-507-6114	Salaries Overtime	\$12.75	\$179.97	\$475.78	\$500.00	\$0.00	\$500.00
01-507-6142	Workmens Comp	\$955.00	\$589.00	\$603.23	\$603.23	\$0.00	\$0.00
01-507-6143	Health Insurance	\$0.00	\$0.00	\$2,221.58	\$0.00	\$7,706.14	\$17,004.01
01-507-6144	FICA	\$753.41	\$868.69	\$903.12	\$2,070.89	\$1,762.62	\$7,640.09
01-507-6145	Retirement	\$0.00	\$0.00	\$0.00	\$403.52	\$1,014.57	\$9,987.04
01-507-6227	Fuel/Oil	\$1,196.98	\$813.45	\$1,050.73	\$2,000.00	\$1,727.15	\$2,000.00
01-507-6230	R&M Supplies	\$5,287.28	\$4,173.72	\$5,912.68	\$2,500.00	\$4,052.96	\$2,500.00
01-507-6340	Utilities	\$31,224.07	\$18,866.28	\$15,662.09	\$20,000.00	\$18,030.62	\$20,000.00
01-507-6346	Internet	\$0.00	\$114.12	\$100.00	\$0.00	\$750.00	\$0.00
01-507-6350	Professional Services	\$8,467.15	\$9,638.00	\$9,441.28	\$8,850.00	\$9,758.81	\$8,850.00
01-507-6355	Machine Hire	\$0.00	\$0.00	\$0.00	\$1,000.00	\$0.00	\$1,000.00
01-507-6361	R&M Mach Equip Vehicle	\$2,771.67	\$604.14	\$5,349.00	\$4,000.00	\$5,224.54	\$4,000.00
01-507-6366	R&M Buildings & Arena	\$9,123.38	\$7,641.79	\$16,839.94	\$7,500.00	\$13,169.05	\$7,500.00
01-507-6495	Miscellaneous	(\$31.87)	\$138.77	\$360.21	\$500.00	\$671.57	\$500.00
01-507-8920	Capital Outlay Buildings	\$0.00	\$0.00	\$0.00	\$5,000.00	\$0.00	\$5,000.00
01-507-8940	Capital Outlay \$5000 & up	\$0.00	\$0.00	\$12,798.00	\$5,000.00	\$0.00	\$5,000.00
01-507-8941	Capital Outlay \$500 \$4999.99	\$0.00	\$5,447.94	\$927.00	\$5,000.00	\$0.00	\$5,000.00
Totals for Department(s) 507 - Fair Grounds Maintenance:		\$69,595.57	\$60,251.19	\$84,331.13	\$91,498.04	\$88,127.91	\$195,851.54
Total Expenses		\$69,595.57	\$60,251.19	\$84,331.13	\$91,498.04	\$88,127.91	\$195,851.54

Yuma County Board of Commissioners

2023 Budget Report F1

	2019 Actual	2020 Actual	2021 Actual	2022 Budget	2022 Actual	2023 Budget
508 - County Express						
Expenses						
01-508-6350 Professional Services	\$40,706.00	\$31,556.00	\$29,548.32	\$39,395.13	\$25,195.20	\$69,538.77
Totals for Department(s) 508 - County Express:	\$40,706.00	\$31,556.00	\$29,548.32	\$39,395.13	\$25,195.20	\$69,538.77
Total Expenses	\$40,706.00	\$31,556.00	\$29,548.32	\$39,395.13	\$25,195.20	\$69,538.77

Yuma County Board of Commissioners

2023 Budget Report F1

	2019 Actual	2020 Actual	2021 Actual	2022 Budget	2022 Actual	2023 Budget
510 - NECALG						
Expenses						
01-510-6350 Professional Services	\$16,723.00	\$16,545.00	\$16,019.68	\$0.00	\$0.00	\$17,086.00
Totals for Department(s) 510 - NECALG:	\$16,723.00	\$16,545.00	\$16,019.68	\$0.00	\$0.00	\$17,086.00
Total Expenses	\$16,723.00	\$16,545.00	\$16,019.68	\$0.00	\$0.00	\$17,086.00

Yuma County Board of Commissioners

2023 Budget Report F1

		2019	2020	2021	2022	2022	2023
		Actual	Actual	Actual	Budget	Actual	Budget
511 - Fair Queen							
Revenues							
01-511-4745	Queen Pickup Sponsors	\$800.00	\$320.00	\$800.00	\$800.00	\$800.00	\$800.00
01-511-4750	Fair Board Contribution	\$700.00	\$1,000.00	\$0.00	\$0.00	\$0.00	\$0.00
01-511-4760	Y Cty Cattlemen Contribution	\$700.00	\$1,000.00	\$0.00	\$0.00	\$0.00	\$0.00
Totals for Department(s) 511 - Fair Queen:		\$2,200.00	\$2,320.00	\$800.00	\$800.00	\$800.00	\$800.00
Total Revenues		\$2,200.00	\$2,320.00	\$800.00	\$800.00	\$800.00	\$800.00
Expenses							
01-511-6805	Out of County Appearances	\$420.00	\$0.00	\$1,000.00	\$1,000.00	\$1,000.00	\$1,000.00
01-511-6810	In County Appearances	\$150.00	\$0.00	\$0.00	\$0.00	\$0.00	\$0.00
01-511-6820	Trophies Supplies Judges	\$168.00	\$162.50	\$177.36	\$0.00	\$167.35	\$0.00
01-511-6850	Queen Pickup Lease	\$800.00	\$0.00	\$800.00	\$800.00	\$800.00	\$800.00
01-511-6870	Queens Luncheon	\$150.00	\$0.00	\$0.00	\$0.00	\$0.00	\$0.00
01-511-6880	Startup Cash Queen & Attendant	\$275.00	\$0.00	\$0.00	\$0.00	\$0.00	\$0.00
01-511-6995	Miscellaneous	\$24.60	\$0.00	\$0.00	\$0.00	\$300.00	\$300.00
Totals for Department(s) 511 - Fair Queen:		\$1,987.60	\$162.50	\$1,977.36	\$1,800.00	\$2,267.35	\$2,100.00
Total Expenses		\$1,987.60	\$162.50	\$1,977.36	\$1,800.00	\$2,267.35	\$2,100.00

Yuma County Board of Commissioners

2023 Budget Report F1

		2019	2020	2021	2022	2022	2023
		Actual	Actual	Actual	Budget	Actual	Budget
515 - CDL Testing Unit							
Revenues							
01-515-4611	CDL Testing Fees	\$0.00	\$0.00	\$11,413.74	\$143,000.00	\$17,312.50	\$100,000.00
Totals for Department(s) 515 - CDL Testing Unit:		\$0.00	\$0.00	\$11,413.74	\$143,000.00	\$17,312.50	\$100,000.00
Total Revenues		\$0.00	\$0.00	\$11,413.74	\$143,000.00	\$17,312.50	\$100,000.00
Expenses							
01-515-6111	Salaries Permanent	\$0.00	\$6,838.00	\$0.00	\$42,120.00	\$0.00	\$45,579.46
01-515-6112	Salaries Temp./Part Time	\$0.00	\$4,708.07	\$51,580.77	\$65,000.00	\$42,326.87	\$0.00
01-515-6114	Salaries Overtime	\$0.00	\$0.00	\$892.98	\$0.00	\$351.56	\$0.00
01-515-6143	Health Insurance	\$0.00	\$2,062.80	\$8,428.88	\$8,314.32	\$7,543.52	\$8,502.01
01-515-6144	FICA	\$0.00	\$859.80	\$3,887.95	\$8,194.68	\$3,138.16	\$3,486.83
01-515-6145	Retirement	\$0.00	\$0.00	\$318.09	\$2,106.00	\$2,088.27	\$2,278.97
01-515-6210	Office Supplies	\$0.00	\$113.27	\$783.51	\$1,000.00	\$423.93	\$1,000.00
01-515-6311	Postage	\$0.00	\$0.00	\$0.00	\$250.00	\$0.00	\$0.00
01-515-6330	Advertising & Legal Notices	\$0.00	\$0.00	\$0.00	\$250.00	\$0.00	\$250.00
01-515-6338	Dues & Fees	\$0.00	\$3,308.24	\$1,496.00	\$1,628.00	\$1,659.00	\$1,628.00
01-515-6348	Payroll Monthly Fees	\$0.00	\$0.00	\$221.00	\$236.40	\$114.24	\$236.40
01-515-6350	Professional Services	\$150.00	\$4,659.91	\$451.60	\$0.00	\$687.87	\$0.00
01-515-6352	Professional Services - Unreimbursed	\$0.00	\$1,044.00	\$0.00	\$0.00	\$0.00	\$0.00
01-515-6362	Support & Software	\$0.00	\$47.40	\$2,515.98	\$1,000.00	\$145.14	\$1,000.00
01-515-6370	Lodging Meetings Travel	\$0.00	\$1,267.91	\$1,982.26	\$3,500.00	\$528.58	\$3,500.00
01-515-6371	Mileage	\$0.00	\$290.64	\$1,730.24	\$500.00	\$1,047.39	\$500.00
01-515-6495	Miscellaneous	\$0.00	\$0.00	\$835.96	\$500.00	\$275.00	\$500.00
Totals for Department(s) 515 - CDL Testing Unit:		\$150.00	\$25,200.04	\$75,125.22	\$134,599.40	\$60,329.53	\$68,461.67
Total Expenses		\$150.00	\$25,200.04	\$75,125.22	\$134,599.40	\$60,329.53	\$68,461.67

Yuma County Board of Commissioners

2023 Budget Report F1

	2019 Actual	2020 Actual	2021 Actual	2022 Budget	2022 Actual	2023 Budget
601 - Communications-Tower						
Expenses						
01-601-6340 Utilities	\$663.74	\$707.47	\$746.55	\$1,000.00	\$750.31	\$1,000.00
01-601-6495 Miscellaneous	\$28.36	\$0.00	\$0.00	\$0.00	\$0.00	\$0.00
Totals for Department(s) 601 - Communications-Tower:	\$692.10	\$707.47	\$746.55	\$1,000.00	\$750.31	\$1,000.00
Total Expenses	\$692.10	\$707.47	\$746.55	\$1,000.00	\$750.31	\$1,000.00

Yuma County Board of Commissioners

2023 Budget Report F1

	2019 Actual	2020 Actual	2021 Actual	2022 Budget	2022 Actual	2023 Budget
602 - Landfill						
Expenses						
01-602-6564 County Share of Expenses-LF	\$112,475.00	\$111,449.66	\$124,005.50	\$124,005.00	\$124,005.54	\$130,205.25
Totals for Department(s) 602 - Landfill:	\$112,475.00	\$111,449.66	\$124,005.50	\$124,005.00	\$124,005.54	\$130,205.25
Total Expenses	\$112,475.00	\$111,449.66	\$124,005.50	\$124,005.00	\$124,005.54	\$130,205.25

Yuma County Board of Commissioners

2023 Budget Report F1

	2019 Actual	2020 Actual	2021 Actual	2022 Budget	2022 Actual	2023 Budget
603 - County Maps						
Revenues						
01-603-4220 County Map Sales	\$2,307.00	\$1,772.00	\$1,990.00	\$2,500.00	\$1,544.75	\$2,500.00
Totals for Department(s) 603 - County Maps:	\$2,307.00	\$1,772.00	\$1,990.00	\$2,500.00	\$1,544.75	\$2,500.00
Total Revenues	\$2,307.00	\$1,772.00	\$1,990.00	\$2,500.00	\$1,544.75	\$2,500.00
Expenses						
01-603-6220 Supplies Maps	\$497.21	\$687.47	\$491.66	\$2,500.00	\$172.41	\$2,500.00
Totals for Department(s) 603 - County Maps:	\$497.21	\$687.47	\$491.66	\$2,500.00	\$172.41	\$2,500.00
Total Expenses	\$497.21	\$687.47	\$491.66	\$2,500.00	\$172.41	\$2,500.00

Yuma County Board of Commissioners

2023 Budget Report F1

	2019 Actual	2020 Actual	2021 Actual	2022 Budget	2022 Actual	2023 Budget
604 - PRI Phone Exp- Other Agencies						
Revenues						
01-604-4660 PRI Phone Reimb	\$3,719.42	\$4,090.37	\$3,462.94	\$4,100.00	\$966.95	\$4,100.00
Totals for Department(s) 604 - PRI Phone Exp- Other Agencies:	\$3,719.42	\$4,090.37	\$3,462.94	\$4,100.00	\$966.95	\$4,100.00
Total Revenues	\$3,719.42	\$4,090.37	\$3,462.94	\$4,100.00	\$966.95	\$4,100.00
Expenses						
01-604-6345 PRI Phone Exp Agencies	\$2,972.43	\$3,008.16	\$1,857.44	\$4,100.00	\$784.34	\$4,100.00
01-604-6346 Internet	\$747.04	\$1,280.64	\$1,280.64	\$0.00	\$1,126.29	\$0.00
Totals for Department(s) 604 - PRI Phone Exp- Other Agencies:	\$3,719.47	\$4,288.80	\$3,138.08	\$4,100.00	\$1,910.63	\$4,100.00
Total Expenses	\$3,719.47	\$4,288.80	\$3,138.08	\$4,100.00	\$1,910.63	\$4,100.00

Yuma County Board of Commissioners

2023 Budget Report F2

		2019	2020	2021	2022	2022	2023
		Actual	Actual	Actual	Budget	Actual	Budget
02 - ROAD & BRIDGE FUND							
Revenues							
02-000-4110	Transfer In	\$0.00	\$0.00	\$0.00	\$0.00	\$1.50	\$0.00
02-000-4210	General Property Taxes	\$633,201.86	\$645,175.84	\$666,831.57	\$712,366.00	\$713,171.23	\$787,621.00
02-000-4220	Specific Ownership Taxes A	\$196,148.68	\$179,524.69	\$0.00	\$0.00	\$0.00	\$0.00
02-000-4225	Specific Ownership Taxes B	\$442,567.38	\$411,351.03	\$0.00	\$0.00	\$0.00	\$0.00
02-000-4227	Specific Ownership Tax F	\$8,462.77	\$3,967.30	\$0.00	\$0.00	\$0.00	\$0.00
02-000-4230	Delinquent Taxes	\$2.66	\$534.45	\$6.66	\$0.00	\$1,341.27	\$0.00
02-000-4235	Penalties & Interest	\$1,168.25	\$1,341.22	\$1,226.75	\$0.00	\$1,426.95	\$0.00
02-000-4320	Highway Users Tax	\$3,794,744.70	\$2,845,830.09	\$3,323,538.14	\$3,320,389.00	\$2,881,215.20	\$3,161,452.00
02-000-4330	Motor Vehicle Additional	\$41,092.22	\$41,934.56	\$41,301.10	\$35,000.00	\$40,720.68	\$35,000.00
02-000-4420	Payment in Lieu of Taxes	\$332.82	\$330.78	\$374.26	\$50.00	\$330.49	\$0.00
02-000-4430	Mineral Leasing Act	\$33,370.51	\$17,153.57	\$25,356.15	\$20,000.00	\$136,465.86	\$20,000.00
02-000-4610	Severance Tax/State	\$66,739.42	\$45,339.33	\$1,521.46	\$30,000.00	\$38,382.20	\$20,000.00
02-000-4650	Gas	\$345.23	\$0.00	\$0.00	\$0.00	\$0.00	\$0.00
02-000-4800	Permits	\$23,842.49	\$1,573.50	\$3,895.05	\$1,000.00	\$8,577.74	\$1,000.00
02-000-4930	Rent	\$1,580.00	\$876.50	\$2,381.00	\$1,000.00	\$7,107.00	\$1,000.00
02-000-4950	Wildlife Impact Assistance	\$229.69	\$233.14	\$233.14	\$100.00	\$284.18	\$100.00
02-000-4960	Sale of Assets	\$8,254.00	\$0.00	\$153,462.00	\$0.00	\$157,050.30	\$0.00
02-000-4965	Sale of Surplus Items	\$5,241.00	\$9,364.42	\$26,995.83	\$0.00	\$5,458.13	\$0.00
02-000-4970	Insurance Reimbursement	\$0.00	\$10,824.50	\$31.60	\$0.00	\$0.00	\$0.00
02-000-4980	Reimbursements	\$600.00	\$1,083.40	\$52,542.80	\$0.00	\$129.30	\$36,000.00
02-000-4985	Gravel	\$2,736.00	\$0.00	\$116,451.50	\$2,500.00	\$4,165.00	\$2,500.00
02-000-4990	Miscellaneous	\$7,119.85	\$10,058.63	\$25,853.85	\$500.00	\$422.86	\$500.00
02-000-4993	CHS/M&M Road Imp Fees	\$13,774.98	\$10,000.00	\$0.00	\$10,000.00	\$10,000.00	\$10,000.00
02-000-4994	Scoular Road Impact Fees	\$6,225.00	\$6,225.00	\$0.00	\$6,225.00	\$6,225.00	\$6,225.00
02-000-4995	Western Sugar Road Imp Fees	\$15,000.00	\$15,000.00	\$0.00	\$15,000.00	\$0.00	\$15,000.00
02-000-4999	Fund Carryover Expended	\$0.00	\$0.00	\$0.00	\$2,508,931.00	\$0.00	\$2,030,481.02
Totals for Department(s) 000 - No Department:		\$5,302,779.51	\$4,257,721.95	\$4,442,002.86	\$6,663,061.00	\$4,012,474.89	\$6,126,879.02
02-705-4112	Expected Grants	\$0.00	\$0.00	\$64,678.19	\$300,000.00	\$125,162.81	\$0.00
02-705-4640	Special Permit Fees	\$0.00	\$500.00	\$0.00	\$0.00	\$0.00	\$0.00
Totals for Department(s) 705 - Special Projects:		\$0.00	\$500.00	\$64,678.19	\$300,000.00	\$125,162.81	\$0.00
Total Revenues		\$5,302,779.51	\$4,258,221.95	\$4,506,681.05	\$6,963,061.00	\$4,137,637.70	\$6,126,879.02

Yuma County Board of Commissioners

2023 Budget Report F2

		2019	2020	2021	2022	2022	2023
		Actual	Actual	Actual	Budget	Actual	Budget
Expenses							
02-701-6111	Salaries Permanent	\$1,572,334.84	\$1,686,619.54	\$1,558,680.15	\$2,101,695.00	\$1,399,356.76	\$1,917,361.89
02-701-6112	Salaries Temp./Part time	\$0.00	\$0.00	\$4,585.00	\$42,720.00	\$6,356.50	\$5,000.00
02-701-6114	Salaries Overtime	\$25,756.04	\$8,174.31	\$32,601.72	\$30,000.00	\$4,014.29	\$30,000.00
02-701-6115	Annual Buyout/Personal leave	\$9,575.42	\$8,263.49	\$9,147.46	\$10,000.00	\$8,339.08	\$10,000.00
02-701-6142	Workmens Comp	\$106,928.00	\$102,492.00	\$99,756.97	\$100,000.00	\$0.00	\$100,000.00
02-701-6143	Health Insurance	\$557,960.32	\$558,934.92	\$493,324.52	\$658,989.00	\$430,063.39	\$561,163.85
02-701-6144	FICA	\$114,254.80	\$121,446.89	\$115,945.06	\$167,107.75	\$102,146.12	\$150,120.68
02-701-6145	Retirement	\$63,529.29	\$67,729.23	\$67,426.00	\$107,084.75	\$69,650.43	\$98,118.09
02-701-6210	Office Supplies	\$1,081.85	\$1,424.06	\$1,910.11	\$4,000.00	\$1,420.57	\$2,000.00
02-701-6220	Operating Supplies	\$12,157.00	\$10,726.40	\$11,001.34	\$12,000.00	\$10,564.02	\$11,400.00
02-701-6311	Postage	\$117.34	\$253.49	\$694.90	\$1,000.00	\$123.38	\$250.00
02-701-6330	Advertising & Legal Notices	\$1,187.20	\$540.76	\$553.75	\$1,000.00	\$347.20	\$500.00
02-701-6338	Dues/Titles/Fees	\$567.36	\$449.93	\$87.10	\$2,750.00	\$449.58	\$500.00
02-701-6345	Phone Service/Internet	\$11,463.77	\$13,123.77	\$13,719.76	\$12,000.00	\$13,418.92	\$12,000.00
02-701-6348	Ytime Monthly fees	\$0.00	\$1,191.90	\$3,303.20	\$3,861.00	\$3,086.27	\$3,861.00
02-701-6350	Professional Services	\$9,836.43	\$8,770.13	\$5,396.30	\$12,000.00	\$17,610.79	\$12,000.00
02-701-6362	Computer Support & Software	\$9,576.44	\$25,626.17	\$24,876.73	\$12,000.00	\$13,746.98	\$12,000.00
02-701-6363	R & M Office Mach & Equipment	\$2,183.39	\$1,351.96	\$1,408.56	\$2,000.00	\$1,285.09	\$1,000.00
02-701-6366	Building Maintenance	\$5,869.82	\$12,444.73	\$67,229.57	\$30,000.00	\$33,737.21	\$15,000.00
02-701-6370	Lodging Meetings Travel	\$4,501.77	\$1,472.18	\$5,094.43	\$8,500.00	\$3,993.98	\$5,000.00
02-701-6371	Mileage	\$0.00	\$0.00	\$0.00	\$500.00	\$0.00	\$0.00
02-701-6475	Drug Testing	\$1,817.06	\$3,080.35	\$3,384.09	\$3,500.00	\$2,331.06	\$3,500.00
02-701-6495	Miscellaneous	\$809.90	\$668.79	\$2,063.83	\$1,000.00	\$2,078.43	\$1,000.00
02-701-6532	Land Lease	\$750.00	\$750.00	\$750.00	\$1,500.00	\$0.00	\$750.00
02-701-6560	Treasurer s Fees	\$58,284.30	\$48,882.94	\$58,068.75	\$60,000.00	\$56,383.11	\$60,000.00
02-701-6561	Transfer Out City of Wray	\$23,779.91	\$24,088.63	\$24,355.67	\$23,500.00	\$0.00	\$23,500.00
02-701-6562	Transfer Out City of Yuma	\$29,820.61	\$32,165.86	\$31,748.43	\$29,000.00	\$0.00	\$29,000.00
02-701-6564	Trf Out Town of Eckley	\$895.44	\$1,555.78	\$1,578.68	\$1,200.00	\$0.00	\$1,200.00
02-701-8920	Cap Outlay Bldgs & Major Impr	\$18,584.35	\$5,242.67	\$6,964.00	\$10,000.00	\$0.00	\$5,000.00
02-701-8940	Capital Outlay \$5000 & up	\$0.00	\$0.00	\$157,778.45	\$10,000.00	\$0.00	\$10,000.00
02-701-8941	Capital Outlay \$500to\$4999.99	\$0.00	\$9,145.62	\$1,785.98	\$1,500.00	\$10,504.51	\$1,500.00
Totals for Department(s) 701 - General Administration - R&B:		\$2,643,622.65	\$2,756,616.50	\$2,805,220.51	\$3,460,407.50	\$2,191,007.67	\$3,082,725.51

Yuma County Board of Commissioners

2023 Budget Report F2

		2019 Actual	2020 Actual	2021 Actual	2022 Budget	2022 Actual	2023 Budget
02-702-6220	Safety Equipment	\$4,639.21	\$7,790.54	\$5,397.57	\$5,000.00	\$7,523.53	\$3,000.00
02-702-6229	Operating Supplies	\$27,505.20	\$1,791.19	\$46,015.99	\$45,000.00	\$34,103.51	\$25,000.00
02-702-6230	Welding Supplies	\$298.17	\$225.66	\$611.49	\$5,000.00	\$1,858.62	\$1,500.00
02-702-6231	Fuel	\$552,356.98	\$408,070.50	\$626,141.92	\$625,000.00	\$982,868.49	\$1,000,000.00
02-702-6233	Road Equipment Repairs	\$363,358.13	\$533,809.07	\$395,044.70	\$450,000.00	\$443,234.41	\$375,000.00
02-702-6239	Tires & Tubes	\$68,612.95	\$101,092.82	\$82,835.21	\$85,000.00	\$82,479.21	\$30,000.00
02-702-6242	Signs	\$6,392.36	\$13,064.00	\$16,406.68	\$15,000.00	\$2,541.62	\$12,000.00
02-702-6355	Machine Hire/Rental	\$25,256.75	\$2,887.50	\$0.00	\$40,000.00	\$1,350.00	\$3,000.00
02-702-6399	Surveying	\$0.00	\$0.00	\$0.00	\$1,000.00	\$0.00	\$0.00
02-702-6415	Culverts	\$3,051.32	\$42,138.30	\$7,343.18	\$25,000.00	\$15,094.04	\$10,000.00
02-702-6421	Steel Iron	\$0.00	\$0.00	\$0.00	\$1,000.00	\$0.00	\$0.00
02-702-6452	Gravel Sand	\$50,200.71	\$49,956.77	\$51,207.77	\$100,000.00	\$59,775.26	\$50,000.00
02-702-6453	Water for Road Construction	\$970.77	\$7,186.70	\$7,414.50	\$5,000.00	\$12,058.58	\$10,000.00
02-702-6455	Permit Fees	\$0.00	\$0.00	\$500.00	\$500.00	\$0.00	\$500.00
02-702-6457	Fencing	\$0.00	\$0.00	\$0.00	\$1,000.00	\$0.00	\$1,000.00
02-702-6459	Weed Control	\$15,000.00	\$15,000.00	\$15,000.00	\$20,000.00	\$15,000.00	\$20,000.00
02-702-6465	Eckley Project Grant	\$0.00	\$0.00	\$332,858.28	\$175,000.00	\$0.00	\$0.00
02-702-6469	Road 39 Hwy 59 to N Yuma Over	\$273,234.83	\$0.00	\$0.00	\$250,000.00	\$0.00	\$425,000.00
02-702-6471	Road Oil/Patching	\$445.00	\$8,776.00	\$470.00	\$30,000.00	\$647.94	\$10,000.00
02-702-6472	Lone Star Road	\$0.00	\$0.00	\$0.00	\$128,153.50	\$0.00	\$128,153.50
02-702-6475	Eckley Hwy Project	\$0.00	\$0.00	\$0.00	\$0.00	\$63,365.73	\$0.00
02-702-6495	Miscellaneous	\$28.95	\$0.00	\$446.00	\$10,000.00	\$10.00	\$10,000.00
02-702-8920	Cap Outlay Bldgs & Improvement	\$5,270.35	\$0.00	\$0.00	\$5,000.00	(\$110,000.00)	\$5,000.00
02-702-8940	Capital Outlay \$5000 & up	\$702,903.26	\$404,026.60	\$1,173,535.98	\$1,000,000.00	\$1,207,767.25	\$800,000.00
02-702-8941	Capital Outlay \$500to\$4999.99	\$1,713.13	\$8,876.13	\$685.00	\$10,000.00	\$1,883.56	\$10,000.00
Totals for Department(s) 702 - Construction - R&B:		\$2,101,238.07	\$1,604,691.78	\$2,761,914.27	\$3,031,653.50	\$2,821,561.75	\$2,929,153.50

Yuma County Board of Commissioners

2023 Budget Report F2

		2019 Actual	2020 Actual	2021 Actual	2022 Budget	2022 Actual	2023 Budget
02-703-6340	Utilities	\$29,750.02	\$30,381.39	\$31,400.82	\$25,000.00	\$35,556.94	\$25,000.00
02-703-6369	Cutting Edges	\$35,686.90	\$64,143.85	\$38,070.44	\$45,000.00	\$2,006.20	\$45,000.00
02-703-6490	Cattle Guards	\$0.00	\$0.00	\$0.00	\$1,500.00	\$0.00	\$1,500.00
02-703-6492	Bridges	\$0.00	\$167.00	\$0.00	\$50,000.00	\$0.00	\$0.00
02-703-6540	R&M Abarr House	\$0.00	\$0.00	\$770.79	\$2,500.00	\$0.00	\$2,500.00
02-703-6541	R&M Armel House	\$0.00	\$0.00	\$1,399.50	\$2,500.00	\$0.00	\$2,500.00
02-703-6542	R&M Idalia House	\$0.00	\$0.00	\$0.00	\$2,500.00	\$385.00	\$0.00
02-703-6543	R&M Vernon House	\$0.00	\$0.00	\$258.90	\$2,500.00	\$0.00	\$2,500.00
02-703-6544	R&M Wauneta House	\$0.00	\$0.00	\$1,421.97	\$2,500.00	\$2,243.52	\$0.00
Totals for Department(s) 703 - Maintenance - R&B:		\$65,436.92	\$94,692.24	\$73,322.42	\$134,000.00	\$40,191.66	\$79,000.00

Yuma County Board of Commissioners

2023 Budget Report F2

	2019 Actual	2020 Actual	2021 Actual	2022 Budget	2022 Actual	2023 Budget
02-704-6220 Operating Supplies	\$0.00	\$3,765.04	\$0.00	\$1,500.00	\$1,285.66	\$500.00
02-704-6454 Professional Fees	\$0.00	\$0.00	\$340.00	\$0.00	\$3,206.68	\$0.00
02-704-6455 Permit Fees	\$9,988.00	\$9,196.00	\$11,120.00	\$20,000.00	\$9,430.56	\$20,000.00
02-704-6456 Fertilizer	\$0.00	\$4,296.40	\$0.00	\$1,000.00	\$0.00	\$1,000.00
02-704-6457 Fencing Materials	\$604.00	\$1,578.00	\$0.00	\$2,500.00	\$0.00	\$2,500.00
02-704-6458 Labor & Equipment	\$0.00	\$1,343.40	\$0.00	\$1,500.00	\$0.00	\$1,500.00
02-704-6459 Weed Control	\$1,071.90	\$320.00	\$1,918.00	\$3,000.00	\$0.00	\$3,000.00
02-704-6460 Seeding	\$4,440.59	\$0.00	\$0.00	\$7,500.00	\$0.00	\$7,500.00
Totals for Department(s) 704 - Gravel Reclamation - R&B:	\$16,104.49	\$20,498.84	\$13,378.00	\$37,000.00	\$13,922.90	\$36,000.00
02-705-6600 EIAF Grants proposed	\$0.00	\$0.00	\$0.00	\$300,000.00	\$0.00	\$0.00
02-705-6640 Permit Fee Reimbursed	\$6,500.00	\$0.00	\$500.00	\$0.00	\$0.00	\$0.00
Totals for Department(s) 705 - Special Projects:	\$6,500.00	\$0.00	\$500.00	\$300,000.00	\$0.00	\$0.00
Total Expenses	\$4,832,902.13	\$4,476,499.36	\$5,654,335.20	\$6,963,061.00	\$5,066,683.98	\$6,126,879.01
BEGINNING FUND BALANCE	\$7,196,590.89	\$7,666,468.27	\$7,448,190.86	\$0.00	\$6,486,268.71	\$0.00
ADJUSTMENTS TO FUND BALANCE	\$0.00	\$0.00	\$185,732.00	\$0.00	\$0.00	\$0.00
TOTAL ADJUSTED FUND BALANCE	\$7,196,590.89	\$7,666,468.27	\$7,633,922.86	\$0.00	\$6,486,268.71	\$0.00
NET SURPLUS/(DEFICIT)	\$469,877.38	(\$218,277.41)	(\$1,147,654.15)	\$0.00	(\$929,046.28)	\$0.00
ENDING FUND BALANCE	\$7,666,468.27	\$7,448,190.86	\$6,486,268.71	\$0.00	\$5,557,222.43	\$0.00

Yuma County
Department of Human Services
Budget 2023



Yuma County Department of Human Services

2023 Budget

Expenditures

PROGRAM	Actual Expenses 2021	Projected Expenses 2022	Allocation or Grant 2022/2023	Budget Request 2023
EXPENSES				
COLORADO WORKS,CC TANF TRANSFER				
Client Payments - BCA	71,874	105,889		105,901
Salary and Fringe	13,000	9,079		25,000
Operating	2,020	1,998		2,000
RMS	30,164	30,778		27,015
TANF Contracts-Other <small>RCRC,WRAC, BBH, CPC, Pool Passes</small>	19,525	70,399		70,000
Child Care TANF Contracts <small>ECC/CCR&R, Cubs Den, WCLC, YCA</small>	52,819	61,004		49,000
MOE		40,120		43,086
Colorado Works Base Allocation			304,594	
Colorado Works HB22-1259 ARPA Funding			17,408	
A. TOTAL COLO WORKS, CC TANF TRANSFER	189,402	279,146	322,002	322,002
CHILD CARE				
Client Payments	77,229	98,286		147,435
Client payments- <small>CCCAP Base Stimulus \$37,516-Expansion Infant/Toddler\$54,831</small>				92,347
Salary/Fringe/Operating	25,154	13,678		35,000
RMS	12,789	15,947		49,541
MOE		30,750		28,418
B. TOTAL CHILD CARE <small>CCCAP</small>	115,172	127,911	352,741	352,741
COUNTY ADMIN/ELIGIBILITY				
Salary & Fringe 80/20	310,030	404,739		494,924
HCPF PHE- <small>Non Enhanced \$5,903 / Enhanced \$30,076/County share 2,680</small>	38,367		35,979	35,979
Operating	163,926	156,994		156,777
RMS	(160,926)	(207,172)		(221,278)
C. TOTAL COUNTY ADMIN/ELIGIBILITY	351,397	372,004	339,004	466,402
ADULT PROTECTION SERVICES				
Salary,Fringe & Operating	36,566	41,095	32,550	32,550
Client Services			2,000	2,000
APS-EJA Funding-Staffing			10,000	10,000
D. ADULT PROTECTION	36,566	45,662	44,550	44,550

Yuma County Department of Human Services

2023 Budget

Expenditures

PROGRAM	Actual Expenses 2021	Projected Expenses 2022	Allocation or Grant 2022/2023	Budget Request 2023
CHILD WELFARE				
Child Welfare 80/20				
PRTF/FFS (RMH)	19,109	-		26,828
OOH, Sub Adopt & Child Care	291,204	131,110		200,000
Salary & Fringe	189,602	170,245		221,000
Child Welfare County Staffing SB15-242	92,845	93,620	63,120	63,120
Operating	68,487	87,398		77,800
RMS	102,697	123,446		120,645
Child Welfare 100%				
Salary & Fringe	61,470	43,071		46,952
RMS	898	484		400
Operating & Case Services	1,377	484		4,163
E. TOTAL CHILD WELFARE	827,689	649,859	760,908	760,908
CORE SERVICES				
Salary, Fringe & Operating 100%	38,917	1,785	94,845	94,845
Salary, Fringe & Operating 80%	(169)	(1,186)	52,029	52,029
Mental Health/Substance Abuse 100%	20,880	27,252	71,807	71,807
Special Economic Assistance 100%	3,592	2,712	2,233	2,233
F. TOTAL CORE SERVICES	63,221	30,563	220,914	220,914
CHILD SUPPORT				
Salary & Fringe	102,086	61,608		60,000
Operating	4,278	8,529		12,000
G. TOTAL CHILD SUPPORT	106,364	57,344	72,000	72,000
LEAP				
Salary, Fringe & Operating	902	1,358	1,274	1,274
Outreach Incentives			26,000	26,000
Vendor Payments	139,865	311,061		315,026
H. TOTAL LEAP	140,767	312,419	342,300	342,300
I. AID TO NEEDY DISABLED	36,844	36,033	42,000	42,000
J. OLD AGE PENSION	154,407	172,427	200,000	200,000
K. HOME CARE ALLOWANCE	-	944	10,000	10,000

Yuma County Department of Human Services

2023 Budget

Expenditures

<i>PROGRAM</i>	<i>Actual Expenses 2021</i>	<i>Projected Expenses 2022</i>	<i>Allocation or Grant 2022/2023</i>	<i>Budget Request 2023</i>
L. SNAP/FOOD ASSISTANCE	4,121,133	3,919,079	4,500,000	4,500,000
M. NON-ALLOCATED	1,450	1,465		2,500
OTHER PROGRAMS				
IV-E SB80 and parental fees			1,000	1,000
Special Projects/Donations	816	1,500		1,500
County Only - Other	3,528	2,158		5,000
County Only- Burials				5,000
County Only - ARPA Hazard Bonus	33,027			
Cost Allocation RMS	(5,946)	(9,761)	(10,000)	(10,000)
TANF Incentives		500	500	500
TANF Collections	(102)	(911)	(2,000)	(2,000)
TANF Collections - IV-D Retained	(24,395)	(5,790)	(10,000)	(10,000)
IV-D Incentives	-	10,000	10,000	10,000
Gerber Trust (Foster Parent Grant)	-	500	500	500
Foster Care/Adoption Recruitment Grant	1,448	-		
Child Welfare Discretionary Grant-COVID 19	1,456			
Permanency Incentive Fund	251	5,000		
Prevention BOS SB18-254	6,144			
SNAP ARPA Funding			1,678	1,678
Medicaid Incentives	5,940	8,909	10,000	10,000
N. TOTAL OTHER PROGRAMS	22,168	12,105	1,678	13,178
	6,166,580	6,018,425	7,208,097	7,349,495

Yuma County Department of Human Services

2023 Budget

Revenues

<i>PROGRAM</i>	<i>Actual Revenue 2021</i>	<i>Projected Revenue 2022</i>	<i>Budget Requests 2023</i>
A. COLORADO WORKS, CC TANF TRANSFER	189,402	271,233	278,916
B. CHILD CARE	115,172	170,541	324,323
C. COUNTY ADMIN/ELIGIBILITY	332,480	372,004	373,122
D. ADULT PROTECTION	36,566	49,815	35,640
E. CHILD WELFARE/CW STAFFING	826,312	625,685	676,708
F. CORE SERVICES	63,221	30,563	210,508
G. CHILD SUPPORT	107,100	57,344	54,000
H. LEAP	140,767	311,061	342,300
I. AID TO NEEDY/DISABLED	36,844	36,033	42,000
J. OLD AGE PENSION	154,407	172,427	200,000
K. HOMECARE ALLOWANCE		944	10,000
L. SNAP/FOOD ASSISTANCE	4,121,133	3,919,079	4,500,000
M. NON-ALLOCATED	1,450	1,465	2,500
OTHER PROGRAMS			
Federal Pass Thru	18,912	10,000	-
IV-E SB-80 & parental fees		1,000	1,000
Special Projects/Donations		1,500	1,500
County Only	67	5,000	5,000
Burials		5,000	5,000
Count Only-ARPA Haz Pay	33,058		
Cost Allocation RMS			10,000
Cost Allocation Reimbursement (County Kept)		51,890	
TANF Collections	(102)	(911)	(2,000)
TANF and other State Incentives		400	500
TANF Collections IV-D Retained	(24,395)	(5,790)	(10,000)
IV-D Incentives			10,000
Gerber Trust (Foster Parent Grant)			500
Foster Care/Adoption Recruitment Grant	1,448	-	0
Child Welfare Discretionary Grant-COVID 19	1,707		0
Permanency Incentive Funding		5,000	0
Prevention BOS SB18-254	6,144		0
SNAP Incentive Bonus			-
Medicaid Incentives	9,281	13,755	10,000
N. TOTAL OTHER PROGRAMS	135,940	231,805	31,500
TOTAL REVENUE REQUEST	6,170,974	6,105,038	7,081,517

	<u>2021</u>	<u>2022</u>	<u>2023</u>
BUDGET REQUIREMENTS	(6,204,449)	(6,559,512)	(7,349,495) *
Estimated Revenue			
from State and Federal Funds and Designated Accounts			7,081,517
From County Taxes			<u>311,436</u>
Combined Estimated Revenue			7,392,953
Fund Balance Increase/Decrease			<u><u>43,458</u></u>

*2023 budget variations include SNAP & LEAP increase, BCA Increase, CCCAP Stimulus Funding, EJA Funding

Yuma County Board of Commissioners

2023 Budget Report F4+

		2019	2020	2021	2022	2022	2023
		Actual	Actual	Actual	Budget	Actual	Budget
04 - SELF INSURANCE FUND							
Revenues							
04-000-4210	General Property Taxes	\$125,191.74	\$127,558.90	\$131,840.84	\$140,839.00	\$141,001.36	\$155,718.00
04-000-4230	Delinquent Taxes	(\$0.68)	\$105.68	\$1.32	\$0.00	\$205.24	\$0.00
04-000-4235	Penalties & Interest	\$232.16	\$265.19	\$242.60	\$200.00	\$342.03	\$200.00
04-000-4420	Payment in Lieu of Taxes	\$65.80	\$65.40	\$74.00	\$20.00	\$65.35	\$20.00
04-000-4965	Wildlife Impact Assistance	\$45.42	\$46.09	\$46.09	\$30.00	\$56.19	\$30.00
04-000-4970	Insurance Reimbursement	\$15,137.70	\$26,246.00	\$23,941.20	\$25,000.00	\$10,996.00	\$25,000.00
04-000-4990	Miscellaneous	\$0.09	\$0.00	\$0.00	\$0.00	\$0.39	\$0.00
04-000-4999	Fund Carryover Expended	\$0.00	\$0.00	\$0.00	\$180,911.00	\$0.00	\$166,032.00
Totals for Department(s) 000 - No Department:		\$140,672.23	\$154,287.26	\$156,146.05	\$347,000.00	\$152,666.56	\$347,000.00
Total Revenues		\$140,672.23	\$154,287.26	\$156,146.05	\$347,000.00	\$152,666.56	\$347,000.00
Expenses							
04-000-6480	Miscellaneous (Warrants Paid)	\$85.70	\$5.00	\$0.00	\$30,000.00	\$0.00	\$30,000.00
04-000-6510	Insurance Premiums	\$165,485.40	\$194,770.40	\$233,082.44	\$310,000.00	\$319,671.00	\$310,000.00
04-000-6560	Treasurer s Fees	\$3,914.52	\$4,100.73	\$4,201.92	\$7,000.00	\$4,346.60	\$7,000.00
Totals for Department(s) 000 - No Department:		\$169,485.62	\$198,876.13	\$237,284.36	\$347,000.00	\$324,017.60	\$347,000.00
Total Expenses		\$169,485.62	\$198,876.13	\$237,284.36	\$347,000.00	\$324,017.60	\$347,000.00
BEGINNING FUND BALANCE		\$956,943.45	\$928,130.06	\$883,541.19	\$802,402.88	\$802,402.88	\$631,051.84
NET SURPLUS/(DEFICIT)		(\$28,813.39)	(\$44,588.87)	(\$81,138.31)	\$0.00	(\$171,351.04)	\$0.00
ENDING FUND BALANCE		\$928,130.06	\$883,541.19	\$802,402.88	\$802,402.88	\$631,051.84	\$631,051.84

Yuma County Board of Commissioners

2023 Budget Report F4+

		2019 Actual	2020 Actual	2021 Actual	2022 Budget	2022 Actual	2023 Budget
05 - RECREATION FUND							
Revenues							
05-000-4210	General Property Taxes	\$250,376.11	\$255,110.76	\$263,673.64	\$281,679.00	\$281,997.10	\$311,436.00
05-000-4230	Delinquent Taxes	(\$1.36)	\$211.32	\$2.64	\$100.00	\$410.47	\$100.00
05-000-4235	Penalties & Interest	\$464.38	\$530.34	\$485.11	\$500.00	\$684.09	\$500.00
05-000-4420	Payment in Lieu of Taxes	\$131.79	\$130.80	\$147.98	\$50.00	\$130.68	\$50.00
05-000-4965	Wildlife Impact Assistance	\$90.82	\$92.18	\$92.18	\$40.00	\$112.38	\$40.00
05-000-4990	Miscellaneous	\$0.00	\$0.00	\$0.00	\$0.00	\$0.62	\$0.00
05-000-4999	Fund Carryover Expended	\$0.00	\$0.00	\$0.00	\$217,631.00	\$0.00	\$187,874.00
Totals for Department(s) 000 - No Department:		\$251,061.74	\$256,075.40	\$264,401.55	\$500,000.00	\$283,335.34	\$500,000.00
Total Revenues		\$251,061.74	\$256,075.40	\$264,401.55	\$500,000.00	\$283,335.34	\$500,000.00
Expenses							
05-000-6400	Region I Translator	\$82,376.04	\$82,376.04	\$82,376.00	\$82,376.00	\$82,460.90	\$82,376.00
05-000-6480	Miscellaneous (Warrants Paid)	\$6,688.19	\$5,338.71	\$13,147.63	\$27,500.00	\$260,762.52	\$27,500.00
05-000-6560	Treasurer s Fees	\$7,526.16	\$7,676.46	\$7,924.83	\$14,000.00	\$8,473.29	\$14,000.00
05-000-7750	Transfer Out	\$80,000.00	\$0.00	\$0.00	\$0.00	\$0.00	\$0.00
05-000-8920	Capital Outlay	\$0.00	\$0.00	\$0.00	\$376,124.00	\$0.00	\$376,124.00
Totals for Department(s) 000 - No Department:		\$176,590.39	\$95,391.21	\$103,448.46	\$500,000.00	\$351,696.71	\$500,000.00
Total Expenses		\$176,590.39	\$95,391.21	\$103,448.46	\$500,000.00	\$351,696.71	\$500,000.00
BEGINNING FUND BALANCE		\$709,133.94	\$783,605.29	\$944,289.48	\$1,105,242.57	\$1,105,242.57	\$1,036,881.20
NET SURPLUS/(DEFICIT)		\$74,471.35	\$160,684.19	\$160,953.09	\$0.00	(\$68,361.37)	\$0.00
ENDING FUND BALANCE		\$783,605.29	\$944,289.48	\$1,105,242.57	\$1,105,242.57	\$1,036,881.20	\$1,036,881.20

Yuma County Board of Commissioners

2023 Budget Report F4+

	2019 Actual	2020 Actual	2021 Actual	2022 Budget	2022 Actual	2023 Budget
06 - CONSERVATION TRUST FUND						
Revenues						
06-000-4340 Lottery	\$44,759.08	\$40,502.96	\$48,533.36	\$35,000.00	\$50,570.17	\$35,000.00
06-000-4920 Interest Earnings	\$3,118.50	\$302.81	\$0.00	\$200.00	\$0.00	\$200.00
06-000-4999 Fund Carryover Expended	\$0.00	\$0.00	\$0.00	\$64,800.00	\$0.00	\$64,800.00
Totals for Department(s) 000 - No Department:	\$47,877.58	\$40,805.77	\$48,533.36	\$100,000.00	\$50,570.17	\$100,000.00
Total Revenues	\$47,877.58	\$40,805.77	\$48,533.36	\$100,000.00	\$50,570.17	\$100,000.00
Expenses						
06-000-6480 Miscellaneous (Warrants Paid)	\$29,113.58	\$10,320.90	\$0.00	\$100,000.00	\$47,587.00	\$100,000.00
06-000-8920 Capital Outlay Buildings	\$0.00	\$0.00	\$9,033.58	\$0.00	\$0.00	\$0.00
Totals for Department(s) 000 - No Department:	\$29,113.58	\$10,320.90	\$9,033.58	\$100,000.00	\$47,587.00	\$100,000.00
Total Expenses	\$29,113.58	\$10,320.90	\$9,033.58	\$100,000.00	\$47,587.00	\$100,000.00
BEGINNING FUND BALANCE	\$144,606.17	\$163,370.17	\$193,855.04	\$233,354.82	\$233,354.82	\$236,337.99
NET SURPLUS/(DEFICIT)	\$18,764.00	\$30,484.87	\$39,499.78	\$0.00	\$2,983.17	\$0.00
ENDING FUND BALANCE	\$163,370.17	\$193,855.04	\$233,354.82	\$233,354.82	\$236,337.99	\$236,337.99

Yuma County Board of Commissioners

2023 Budget Report F4+

	2019 Actual	2020 Actual	2021 Actual	2022 Budget	2022 Actual	2023 Budget
07 - OUTSIDE AGENCY/PAYROLL FUND						
Revenues						
07-230-4110 Transfer In/East YC Cemetery	\$54,927.38	\$59,448.01	\$57,908.59	\$72,618.20	\$43,090.82	\$72,618.20
Totals for Department(s) 230 - East Yuma County Cemetery -Fund 7:	\$54,927.38	\$59,448.01	\$57,908.59	\$72,618.20	\$43,090.82	\$72,618.20
07-240-4110 Transfer In/West YC Cemetery	\$45,163.52	\$48,180.89	\$50,598.29	\$46,627.39	\$46,199.67	\$46,627.39
Totals for Department(s) 240 - West Yuma County Cemetery - Fund 7:	\$45,163.52	\$48,180.89	\$50,598.29	\$46,627.39	\$46,199.67	\$46,627.39
07-250-4110 Transfer In/Public Trustee	\$5,976.25	\$10,602.66	\$11,214.25	\$9,906.67	\$6,945.00	\$9,906.67
Totals for Department(s) 250 - Public Trustee - Fund 7:	\$5,976.25	\$10,602.66	\$11,214.25	\$9,906.67	\$6,945.00	\$9,906.67
07-260-4110 Transfer In/Revolving Loan	\$143,470.28	\$147,235.95	\$158,388.92	\$154,901.00	\$148,867.69	\$154,901.00
Totals for Department(s) 260 - NE Revolving Loan Fund - Fund 7:	\$143,470.28	\$147,235.95	\$158,388.92	\$154,901.00	\$148,867.69	\$154,901.00
07-270-4110 Transfer In/Weed & Pest	\$196,113.14	\$198,612.80	\$218,327.94	\$215,109.25	\$192,349.41	\$215,109.25
Totals for Department(s) 270 - Weed & Pest District - Fund 7:	\$196,113.14	\$198,612.80	\$218,327.94	\$215,109.25	\$192,349.41	\$215,109.25
07-280-4110 Transfer In/Economic Dev	\$38,784.49	\$53,703.37	\$47,270.88	\$59,099.50	\$37,559.86	\$59,099.50
Totals for Department(s) 280 - 280:	\$38,784.49	\$53,703.37	\$47,270.88	\$59,099.50	\$37,559.86	\$59,099.50
Total Revenues	\$484,435.06	\$517,783.68	\$543,708.87	\$558,262.01	\$475,012.45	\$558,262.01

Yuma County Board of Commissioners

2023 Budget Report F4+

		2019	2020	2021	2022	2022	2023
		Actual	Actual	Actual	Budget	Actual	Budget
Expenses							
07-230-6111	Salaries Permanent	\$29,388.29	\$35,644.33	\$25,701.44	\$40,520.00	\$2,334.75	\$40,520.00
07-230-6112	Salaries Temp./Part Time	\$10,117.53	\$11,264.27	\$19,161.22	\$15,195.00	\$37,262.93	\$15,195.00
07-230-6114	Salaries Overtime&Bonus	\$241.58	\$4.50	\$33.76	\$0.00	\$2,335.50	\$0.00
07-230-6115	Buyout/Personal Leave	\$0.00	\$203.05	(\$168.67)	\$0.00	\$0.00	\$0.00
07-230-6142	Workman s Comp Ins	\$2,737.00	\$2,068.00	\$2,294.61	\$2,295.00	\$0.00	\$2,295.00
07-230-6143	Health Insurance	\$8,091.64	\$16,907.44	\$6,225.48	\$8,320.00	\$698.72	\$8,320.00
07-230-6144	FICA	\$2,881.91	\$5,253.62	\$3,323.77	\$4,262.20	\$3,199.57	\$4,262.20
07-230-6145	Retirement	\$1,469.43	\$2,766.65	\$1,275.78	\$2,026.00	\$0.00	\$2,026.00
Totals for Department(s) 230 - East Yuma County Cemetery -Fund 7:		\$54,927.38	\$74,111.86	\$57,847.39	\$72,618.20	\$45,831.47	\$72,618.20
07-240-6111	Salaries Permanent	\$26,688.00	\$24,240.00	\$31,164.00	\$27,500.00	\$29,709.68	\$27,500.00
07-240-6112	Salaries Temp./Part time	\$0.00	\$7,272.00	\$0.00	\$0.00	\$0.00	\$0.00
07-240-6142	Workmens Comp	\$1,472.00	\$1,525.00	\$1,693.53	\$1,693.53	\$0.00	\$1,693.53
07-240-6143	Health Insurance	\$15,103.64	\$15,488.64	\$15,502.64	\$15,582.00	\$14,351.92	\$15,582.00
07-240-6144	FICA	\$1,899.88	\$2,079.25	\$2,238.04	\$1,851.86	\$2,138.07	\$1,851.86
Totals for Department(s) 240 - West Yuma County Cemetery - Fund 7:		\$45,163.52	\$50,604.89	\$50,598.21	\$46,627.39	\$46,199.67	\$46,627.39
07-250-6111	Salaries Permanent	\$5,585.00	\$7,915.00	\$8,315.00	\$9,195.00	\$8,546.47	\$9,195.00
07-250-6142	Workmens Comp	\$18.00	\$18.00	\$8.23	\$8.25	\$0.00	\$8.25
07-250-6144	FICA	\$427.25	\$605.49	\$636.10	\$703.42	\$653.80	\$703.42
Totals for Department(s) 250 - Public Trustee - Fund 7:		\$6,030.25	\$8,538.49	\$8,959.33	\$9,906.67	\$9,200.27	\$9,906.67
07-260-6111	Salaries Permanent	\$104,145.00	\$35,615.68	\$0.00	\$112,917.00	\$0.00	\$112,917.00
07-260-6112	Salaries Temp./Part time	\$0.00	\$80,135.28	\$119,629.00	\$0.00	\$113,507.25	\$0.00
07-260-6142	Workmens Comp	\$237.00	\$252.00	\$251.72	\$252.00	\$0.00	\$252.00
07-260-6143	Health Insurance	\$26,602.24	\$27,306.24	\$24,385.56	\$27,448.00	\$22,009.24	\$27,448.00
07-260-6144	FICA	\$7,278.76	\$7,488.27	\$8,635.08	\$8,638.15	\$8,175.92	\$8,638.15
07-260-6145	Retirement	\$5,207.28	\$5,342.40	\$5,481.48	\$5,645.85	\$5,175.28	\$5,645.85
Totals for Department(s) 260 - NE Revolving Loan Fund - Fund 7:		\$143,470.28	\$156,139.87	\$158,382.84	\$154,901.00	\$148,867.69	\$154,901.00
07-270-6111	Salaries Permanent	\$123,783.42	\$136,254.17	\$136,850.08	\$131,000.00	\$129,998.18	\$131,000.00
07-270-6112	Salaries Temp./Part time	\$2,952.00	\$0.00	\$2,431.00	\$10,000.00	\$0.00	\$10,000.00
07-270-6114	Salaries Overtime&Bonus	\$5,500.00	\$6,200.00	\$7,200.00	\$5,000.00	\$9,575.00	\$5,000.00
07-270-6115	Annual Buyout/Personal Leave	\$1,941.84	\$3,461.76	\$6,413.32	\$2,500.00	\$0.00	\$2,500.00
07-270-6142	Workmens Comp	\$4,893.00	\$4,750.00	\$4,679.02	\$4,680.00	\$0.00	\$4,680.00
07-270-6143	Health Insurance	\$43,435.24	\$43,885.44	\$43,921.44	\$43,644.00	\$37,088.92	\$43,644.00
07-270-6144	FICA	\$9,480.24	\$9,604.97	\$11,049.77	\$11,360.25	\$10,110.15	\$11,360.25
07-270-6145	Retirement	\$4,126.40	\$5,027.33	\$5,602.33	\$6,925.00	\$5,199.98	\$6,925.00
Totals for Department(s) 270 - Weed & Pest District - Fund 7:		\$196,112.14	\$209,183.67	\$218,146.96	\$215,109.25	\$191,972.23	\$215,109.25
07-280-6111	Salaries Permanent	\$30,879.23	\$45,000.01	\$37,207.02	\$45,000.00	\$34,841.63	\$45,000.00
07-280-6142	Workmens Comp	\$71.00	\$123.00	\$86.22	\$87.00	\$0.00	\$87.00
07-280-6143	Health Insurance	\$5,399.84	\$8,300.64	\$6,225.48	\$8,320.00	\$52.80	\$8,320.00
07-280-6144	FICA	\$2,300.35	\$3,077.64	\$2,775.88	\$3,442.50	\$2,665.43	\$3,442.50
07-280-6145	Retirement	\$134.07	\$743.75	\$1,062.50	\$2,250.00	\$0.00	\$2,250.00
Totals for Department(s) 280 - 280:		\$38,784.49	\$57,245.04	\$47,357.10	\$59,099.50	\$37,559.86	\$59,099.50
Total Expenses		\$484,488.06	\$555,823.82	\$541,291.83	\$558,262.01	\$479,631.19	\$558,262.01
BEGINNING FUND BALANCE		\$50,249.98	\$50,196.98	\$12,156.84	\$52,613.88	\$52,613.88	\$47,995.14
ADJUSTMENTS TO FUND BALANCE		\$0.00	\$0.00	\$38,040.00	\$0.00	\$0.00	\$0.00
TOTAL ADJUSTED FUND BALANCE		\$50,249.98	\$50,196.98	\$50,196.84	\$52,613.88	\$52,613.88	\$47,995.14
NET SURPLUS/(DEFICIT)		(\$53.00)	(\$38,040.14)	\$2,417.04	\$0.00	(\$4,618.74)	\$0.00
ENDING FUND BALANCE		\$50,196.98	\$12,156.84	\$52,613.88	\$52,613.88	\$47,995.14	\$47,995.14

Yuma County Board of Commissioners

2023 Budget Report F4+

		2019 Actual	2020 Actual	2021 Actual	2022 Budget	2022 Actual	2023 Budget
08 - USEFUL PUBLIC SERVICE							
Revenues							
08-000-4950	Court Fines	\$3,681.82	\$3,732.17	\$4,408.47	\$3,000.00	\$4,362.18	\$3,000.00
08-000-4990	Miscellaneous	\$0.00	\$81.00	\$10,000.00	\$0.00	\$0.00	\$0.00
08-000-4999	Fund Carryover Expended	\$0.00	\$0.00	\$0.00	\$5,667.61	\$0.00	\$5,667.61
Totals for Department(s) 000 - No Department:		\$3,681.82	\$3,813.17	\$14,408.47	\$8,667.61	\$4,362.18	\$8,667.61
Total Revenues		\$3,681.82	\$3,813.17	\$14,408.47	\$8,667.61	\$4,362.18	\$8,667.61
Expenses							
08-000-6112	Salaries Temp./Part time	\$4,852.88	\$6,500.00	\$6,000.00	\$6,000.00	\$5,500.00	\$6,000.00
08-000-6142	Workmens Comp	\$185.00	\$98.00	\$177.61	\$177.61	\$0.00	\$177.61
08-000-6144	FICA	\$371.24	\$497.25	\$459.00	\$390.00	\$420.75	\$390.00
08-000-6145	Retirement	\$236.25	\$325.00	\$300.00	\$300.00	\$275.00	\$300.00
08-000-6210	Office Supplies	\$162.34	\$1,188.29	\$22.94	\$250.00	\$11.19	\$250.00
08-000-6345	Phone Service	\$115.38	\$0.00	\$0.00	\$0.00	\$0.00	\$0.00
08-000-6350	Professional Services	\$495.00	\$55.00	\$0.00	\$0.00	\$0.00	\$0.00
08-000-6362	Computer Software	\$125.40	\$108.00	\$105.15	\$150.00	\$93.55	\$150.00
08-000-6370	Training/Conference/Dues	\$50.00	\$50.00	\$50.00	\$150.00	\$50.00	\$150.00
08-000-6480	Miscellaneous (Warrants Paid)	\$0.00	\$0.00	\$0.00	\$750.00	\$0.00	\$750.00
08-000-6510	Insurance	\$270.00	\$270.00	\$270.00	\$500.00	\$0.00	\$500.00
Totals for Department(s) 000 - No Department:		\$6,863.49	\$9,091.54	\$7,384.70	\$8,667.61	\$6,350.49	\$8,667.61
Total Expenses		\$6,863.49	\$9,091.54	\$7,384.70	\$8,667.61	\$6,350.49	\$8,667.61
BEGINNING FUND BALANCE		\$11,347.01	\$8,165.34	\$2,886.97	\$10,473.74	\$10,473.74	\$8,485.43
ADJUSTMENTS TO FUND BALANCE		\$0.00	\$0.00	\$563.00	\$0.00	\$0.00	\$0.00
TOTAL ADJUSTED FUND BALANCE		\$11,347.01	\$8,165.34	\$3,449.97	\$10,473.74	\$10,473.74	\$8,485.43
NET SURPLUS/(DEFICIT)		(\$3,181.67)	(\$5,278.37)	\$7,023.77	\$0.00	(\$1,988.31)	\$0.00
ENDING FUND BALANCE		\$8,165.34	\$2,886.97	\$10,473.74	\$10,473.74	\$8,485.43	\$8,485.43

Yuma County Board of Commissioners

2023 Budget Report F4+

		2019 Actual	2020 Actual	2021 Actual	2022 Budget	2022 Actual	2023 Budget
09 - GRANT FUND							
Revenues							
09-000-4110	Transfer In	\$300,000.00	\$703,191.35	\$0.00	\$0.00	\$0.00	\$0.00
09-000-4225	Growing Green Funds	\$0.00	\$0.00	\$0.00	\$112.00	\$0.00	\$112.00
09-000-4226	MDU Funds Extension Area Schoo	\$0.00	\$0.00	\$0.00	\$165.00	\$0.00	\$165.00
09-000-4230	KGA Contribution	\$0.00	\$4,000.00	\$0.00	\$0.00	\$0.00	\$0.00
09-000-4300	Fair premium sponsor \$\$	\$6,991.00	\$3,217.00	\$0.00	\$17,500.00	\$0.00	\$17,500.00
09-000-4425	CREATE Grant #19-10-208 South YW Amb	\$20,714.02	\$0.00	\$0.00	\$0.00	\$0.00	\$0.00
Totals for Department(s) 000 - No Department:		\$327,705.02	\$710,408.35	\$0.00	\$17,777.00	\$0.00	\$17,777.00
09-200-4110	Transfer in Clerks Tech Fund	\$0.00	\$0.00	\$0.00	\$0.00	\$1,333.45	\$0.00
09-200-4225	Clerks Tech Fees/IDOC Fees/Web Search Fees	\$14,106.62	\$16,664.36	\$4,508.35	\$28,000.00	\$27,128.15	\$28,000.00
09-200-4226	Clerks FED Cares Act Grant Funds	\$0.00	\$5,619.99	\$328,284.00	\$0.00	(\$165,389.00)	\$0.00
09-200-4426	Clerks Tech ERTB State Grant Funds	\$0.00	\$32,662.42	\$0.50	\$0.00	(\$90,774.68)	\$0.00
09-200-4628	Clerks CTLC Grant Revenue	\$0.00	\$3,096.61	\$0.00	\$0.00	\$0.00	\$0.00
Totals for Department(s) 200 - County Clerks Tech&Grant -Fund 9:		\$14,106.62	\$58,043.38	\$332,792.85	\$28,000.00	(\$227,702.08)	\$28,000.00
09-305-4425	Court Security Grant State	\$113,870.00	\$90,000.00	\$90,000.00	\$0.00	\$67,500.00	\$0.00
Totals for Department(s) 305 - 305:		\$113,870.00	\$90,000.00	\$90,000.00	\$0.00	\$67,500.00	\$0.00
09-335-4226	Federal Grant Funds	\$0.00	\$0.00	\$0.00	\$0.00	\$973,036.50	\$0.00
Totals for Department(s) 335 - Federal Grant Dollars:		\$0.00	\$0.00	\$0.00	\$0.00	\$973,036.50	\$0.00
09-401-4210	EMT Council Funds	\$0.00	\$2,285.00	\$0.00	\$0.00	\$0.00	\$0.00
09-401-4225	EMS Grant Funds	\$313,957.80	\$0.00	\$0.00	\$0.00	\$0.00	\$0.00
09-401-4230	Cash Match Funds	\$60,310.20	\$0.00	\$0.00	\$0.00	\$0.00	\$0.00
Totals for Department(s) 401 - Northeast Colorado Health Department:		\$374,268.00	\$2,285.00	\$0.00	\$0.00	\$0.00	\$0.00
09-410-4110	EMS Subsidy Grant Money	\$0.00	(\$2,285.00)	\$0.00	\$0.00	\$0.00	\$0.00
09-410-4999	EMS Subsidy Funds Carryovered	\$180.00	\$0.00	\$0.00	\$0.00	\$0.00	\$0.00
Totals for Department(s) 410 - EMS Subsidy Grant:		\$180.00	(\$2,285.00)	\$0.00	\$0.00	\$0.00	\$0.00
09-425-4225	EIAF A-0052 YC Housing Assessment Grant	\$9,000.00	\$0.00	\$0.00	\$0.00	\$0.00	\$0.00
09-425-4230	EIAF Cash Match- Studies	\$9,000.00	\$0.00	\$0.00	\$0.00	\$0.00	\$0.00
Totals for Department(s) 425 - EIAF Grant Fund 9:		\$18,000.00	\$0.00	\$0.00	\$0.00	\$0.00	\$0.00
09-428-4230	EIAF #A0081 YC LF Feasibility Study	\$0.00	\$16,365.32	\$0.00	\$0.00	\$0.00	\$0.00
Totals for Department(s) 428 - E Recycle Grant:		\$0.00	\$16,365.32	\$0.00	\$0.00	\$0.00	\$0.00
09-440-4425	NEAHR Grain Rescue Funds	\$4,259.90	\$0.00	\$0.00	\$0.00	\$0.00	\$0.00
Totals for Department(s) 440 - CDEM&EMPG&OEM Grants:		\$4,259.90	\$0.00	\$0.00	\$0.00	\$0.00	\$0.00
09-445-4226	State Grant Funds	\$0.00	\$0.00	\$0.00	\$400,000.00	\$66,105.15	\$400,000.00
09-445-4625	Covid 19 Relief FED Grant Funds	\$0.00	\$736,427.56	\$971,933.50	\$973,036.50	(\$603,842.42)	\$0.00
09-445-4999	Fund Carryover Used	\$0.00	\$0.00	\$0.00	\$0.00	\$0.00	\$773,036.00
Totals for Department(s) 445 - State Grant Dollars:		\$0.00	\$736,427.56	\$971,933.50	\$1,373,036.50	(\$537,737.27)	\$1,173,036.00
09-450-4225	Perspective Grants	\$0.00	\$0.00	\$0.00	\$250,000.00	\$0.00	\$250,000.00
Totals for Department(s) 450 - Prospective grants:		\$0.00	\$0.00	\$0.00	\$250,000.00	\$0.00	\$250,000.00
Total Revenues		\$852,389.54	\$1,611,244.61	\$1,394,726.35	\$1,668,813.50	\$275,097.15	\$1,468,813.00

Yuma County Board of Commissioners

2023 Budget Report F4+

	2019 Actual	2020 Actual	2021 Actual	2022 Budget	2022 Actual	2023 Budget
Expenses						
09-000-6380 Growing Green Grant Exp	\$0.00	\$0.00	\$0.00	\$112.00	\$0.00	\$112.00
09-000-6600 MDU & KBT Funds Paid Out	\$0.00	\$4,000.00	\$0.00	\$165.00	\$0.00	\$165.00
09-000-6700 CREATE Grant #19-10-208 South YW Amb	\$20,714.02	\$0.00	\$0.00	\$0.00	\$0.00	\$0.00
09-000-6800 4 H Premium \$\$ Paid Out	\$6,991.00	\$3,217.00	\$0.00	\$17,500.00	\$0.00	\$17,500.00
09-000-7750 Transfer Out	\$300,000.00	\$717,489.00	\$0.00	\$0.00	\$0.00	\$0.00
Totals for Department(s) 000 - No Department:	\$327,705.02	\$724,706.00	\$0.00	\$17,777.00	\$0.00	\$17,777.00
09-200-6600 Clerks Technology Funds Pd Out	\$14,106.62	\$16,664.36	\$7,555.15	\$28,000.00	\$384.34	\$28,000.00
09-200-6625 Clerks Tech ERBT State Grant Fund Exp	\$0.00	\$26,666.67	\$162,895.00	\$0.00	\$2,084.00	\$0.00
09-200-6626 Clerks Fed Care Act Grant exp	\$0.00	\$11,358.75	\$0.00	\$0.00	\$0.00	\$0.00
09-200-6628 Clerks CTCL Grant Expense	\$0.00	\$3,096.61	\$0.00	\$0.00	\$0.00	\$0.00
09-200-6800 HAVA Eq Grant Funds Pd	\$0.00	\$0.00	\$0.00	\$0.00	(\$7,497.00)	\$0.00
Totals for Department(s) 200 - County Clerks Tech&Grant -Fund 9:	\$14,106.62	\$57,786.39	\$170,450.15	\$28,000.00	(\$5,028.66)	\$28,000.00
09-305-6150 Salary Reimb Court Security	\$90,000.00	\$90,000.00	\$22,500.00	\$0.00	\$0.00	\$0.00
09-305-8940 Cap Outlay Court Security Eq	\$23,870.00	\$0.00	\$0.00	\$0.00	\$0.00	\$0.00
Totals for Department(s) 305 - 305:	\$113,870.00	\$90,000.00	\$22,500.00	\$0.00	\$0.00	\$0.00
09-401-8940 Capital Outlay & Equipment	\$374,268.00	\$0.00	\$0.00	\$0.00	\$0.00	\$0.00
Totals for Department(s) 401 - Northeast Colorado Health Department:	\$374,268.00	\$0.00	\$0.00	\$0.00	\$0.00	\$0.00
09-410-6480 EMS Subsidy Grant Expenses	\$180.00	\$0.00	\$180.00	\$0.00	\$0.00	\$0.00
Totals for Department(s) 410 - EMS Subsidy Grant:	\$180.00	\$0.00	\$180.00	\$0.00	\$0.00	\$0.00
09-425-6600 EIAF A-0052 YC Housing Assessment Expenses	\$18,000.00	\$0.00	\$0.00	\$0.00	\$0.00	\$0.00
Totals for Department(s) 425 - EIAF Grant Fund 9:	\$18,000.00	\$0.00	\$0.00	\$0.00	\$0.00	\$0.00
09-428-6600 EIAF A-0081 LF Feasibility Study Expenses	\$0.00	\$16,365.82	\$0.00	\$0.00	\$0.00	\$0.00
Totals for Department(s) 428 - E Recycle Grant:	\$0.00	\$16,365.82	\$0.00	\$0.00	\$0.00	\$0.00
09-440-6635 NEAHR-Grain Bin Rescue Training Exp	\$4,259.90	\$0.00	\$0.00	\$0.00	\$0.00	\$0.00
Totals for Department(s) 440 - CDEM&EMPG&OEM Grants:	\$4,259.90	\$0.00	\$0.00	\$0.00	\$0.00	\$0.00
09-445-6480 Ramp Project Hwy 34/CRH & CRJ	\$0.00	\$0.00	\$312,832.70	\$0.00	\$0.00	\$0.00
09-445-6500 State Grant Funds	\$0.00	\$0.00	\$0.00	\$400,000.00	\$46,518.15	\$400,000.00
09-445-6625 Covid 19 Relief Fed Grant Exp	\$0.00	\$705,366.35	\$169,309.39	\$973,036.50	\$57,052.57	\$773,036.50
09-445-8941 Recycle Grant Cap Outlay	\$0.00	\$0.00	\$0.00	\$0.00	\$27,264.12	\$0.00
Totals for Department(s) 445 - State Grant Dollars:	\$0.00	\$705,366.35	\$482,142.09	\$1,373,036.50	\$130,834.84	\$1,173,036.50
09-450-6600 Perspective Grants	\$0.00	\$0.00	\$0.00	\$250,000.00	\$0.00	\$250,000.00
Totals for Department(s) 450 - Prospective grants:	\$0.00	\$0.00	\$0.00	\$250,000.00	\$0.00	\$250,000.00
Total Expenses	\$852,389.54	\$1,594,224.56	\$675,272.24	\$1,668,813.50	\$125,806.18	\$1,468,813.50
BEGINNING FUND BALANCE	\$26,710.18	\$26,710.18	\$43,730.23	\$736,684.34	\$736,684.34	\$885,975.31
ADJUSTMENTS TO FUND BALANCE	\$0.00	\$0.00	(\$26,500.00)	\$0.00	\$0.00	\$0.00
TOTAL ADJUSTED FUND BALANCE	\$26,710.18	\$26,710.18	\$17,230.23	\$736,684.34	\$736,684.34	\$885,975.31
NET SURPLUS/(DEFICIT)	\$0.00	\$17,020.05	\$719,454.11	\$0.00	\$149,290.97	(\$0.50)
ENDING FUND BALANCE	\$26,710.18	\$43,730.23	\$736,684.34	\$736,684.34	\$885,975.31	\$885,974.81

Yuma County Board of Commissioners

2023 Budget Report F4+

		2019 Actual	2020 Actual	2021 Actual	2022 Budget	2022 Actual	2023 Budget
10 - WATER AUTHORITY FUND							
Revenues							
10-000-4619	RRWD Soehner Lease	\$29,412.50	\$29,412.50	\$29,412.50	\$29,412.50	\$29,412.50	\$29,412.50
10-000-4660	Reimbursement	\$1,487.50	\$0.00	\$0.00	\$0.00	\$0.00	\$0.00
10-000-4662	City of Wray	\$11,710.00	\$11,710.00	\$11,710.00	\$11,710.00	\$11,710.00	\$11,710.00
10-000-4663	Yuma County	\$50,215.00	\$50,215.00	\$50,215.00	\$50,215.00	\$50,215.00	\$50,215.00
10-000-4664	Town of Eckley	\$1,285.00	\$1,285.00	\$1,285.00	\$1,285.00	\$0.00	\$1,285.00
10-000-4665	City of Yuma	\$17,620.00	\$17,620.00	\$17,620.00	\$17,620.00	\$17,620.00	\$17,620.00
10-000-4999	Fund Carryover Expended	\$0.00	\$0.00	\$0.00	\$20,170.00	\$0.00	\$90,170.00
Totals for Department(s) 000 - No Department:		\$111,730.00	\$110,242.50	\$110,242.50	\$130,412.50	\$108,957.50	\$200,412.50
Total Revenues		\$111,730.00	\$110,242.50	\$110,242.50	\$130,412.50	\$108,957.50	\$200,412.50
Expenses							
10-000-6350	Professional Services	\$2,000.00	\$2,000.00	\$0.00	\$25,000.00	\$0.00	\$25,000.00
10-000-6351	Project Contributions	\$0.00	\$0.00	\$0.00	\$0.00	\$0.00	\$70,000.00
10-000-6352	Legal Services	\$4,854.26	\$883.56	\$2,548.67	\$5,000.00	\$497.56	\$5,000.00
10-000-6366	Ditch Maintenance	\$25,875.34	\$33,847.76	\$24,746.06	\$50,000.00	\$20,571.45	\$50,000.00
10-000-6370	Meetings/Travel	\$407.50	\$270.38	\$153.00	\$1,000.00	\$420.00	\$1,000.00
10-000-6380	Training/Public Education	\$0.00	\$0.00	\$0.00	\$10,000.00	\$60.00	\$10,000.00
10-000-7750	Transfer Out	\$29,412.50	\$12,995.00	(\$12,995.00)	\$29,412.50	\$0.00	\$29,412.50
10-000-8998	Contingency	\$0.00	\$0.00	\$0.00	\$10,000.00	\$0.00	\$10,000.00
Totals for Department(s) 000 - No Department:		\$62,549.60	\$49,996.70	\$14,452.73	\$130,412.50	\$21,549.01	\$200,412.50
Total Expenses		\$62,549.60	\$49,996.70	\$14,452.73	\$130,412.50	\$21,549.01	\$200,412.50
BEGINNING FUND BALANCE		\$320,585.08	\$369,765.48	\$430,011.28	\$509,383.05	\$509,383.05	\$596,791.54
ADJUSTMENTS TO FUND BALANCE		\$0.00	\$0.00	(\$16,418.00)	\$0.00	\$0.00	\$0.00
TOTAL ADJUSTED FUND BALANCE		\$320,585.08	\$369,765.48	\$413,593.28	\$509,383.05	\$509,383.05	\$596,791.54
NET SURPLUS/(DEFICIT)		\$49,180.40	\$60,245.80	\$95,789.77	\$0.00	\$87,408.49	\$0.00
ENDING FUND BALANCE		\$369,765.48	\$430,011.28	\$509,383.05	\$509,383.05	\$596,791.54	\$596,791.54

Yuma County Board of Commissioners

2023 Budget Report F4+

		2019	2020	2021	2022	2022	2023
		Actual	Actual	Actual	Budget	Actual	Budget
11 - SANITARY LANDFULL FUND							
Revenues							
11-000-4660	City of Yuma	\$74,597.64	\$78,327.96	\$82,244.40	\$82,244.40	\$82,970.52	\$86,356.62
11-000-4662	City of Wray	\$54,903.24	\$57,650.04	\$60,532.56	\$60,532.50	\$60,532.56	\$63,559.13
11-000-4663	Yuma County	\$112,475.00	\$108,258.33	\$124,005.50	\$124,005.00	\$124,005.54	\$130,205.25
11-000-4664	Town of Eckley	\$3,300.98	\$3,465.96	\$3,639.36	\$3,639.30	\$3,639.36	\$3,821.27
11-000-4665	Recycling Funds	\$14,150.25	\$29,959.90	\$38,074.25	\$15,000.00	\$15,432.30	\$15,000.00
11-000-4666	Gate Receipts	\$189,045.60	\$227,245.29	\$293,382.36	\$135,003.75	\$230,630.87	\$186,630.70
11-000-4670	Waste Tire Fees	\$1,152.50	\$1,345.00	\$5,087.50	\$4,000.00	\$895.00	\$4,000.00
11-000-4675	Grant Funds	\$0.00	\$0.00	\$0.00	\$200.00	\$0.00	\$200.00
11-000-4800	Electronic Recycle	\$695.00	\$1,170.00	\$960.00	\$2,000.00	\$2,313.50	\$2,000.00
11-000-4940	Service Fees	\$1,510.00	\$1,620.00	\$1,420.00	\$0.00	\$780.00	\$0.00
11-000-4960	Sale of Assets	\$0.00	\$3,004.44	\$0.00	\$0.00	\$0.00	\$0.00
11-000-4980	Hazardous Response Fees	\$5,199.80	\$3,945.64	\$4,714.09	\$5,000.00	\$2,211.39	\$5,000.00
11-000-4990	Miscellaneous	\$170.49	\$419.12	\$935.13	\$0.00	\$214.08	\$0.00
11-000-4999	Fund Carryover Expended	\$0.00	\$0.00	\$0.00	\$4,567.93	\$0.00	\$0.00
Totals for Department(s) 000 - No Department:		\$457,200.50	\$516,411.68	\$614,995.15	\$436,192.88	\$523,625.12	\$496,772.97
Total Revenues		\$457,200.50	\$516,411.68	\$614,995.15	\$436,192.88	\$523,625.12	\$496,772.97

Yuma County Board of Commissioners

2023 Budget Report F4+

		2019	2020	2021	2022	2022	2023
		Actual	Actual	Actual	Budget	Actual	Budget
Expenses							
11-000-6111	Salaries Permanent	\$115,344.00	\$150,114.47	\$163,251.12	\$127,026.68	\$97,045.49	\$119,059.20
11-000-6112	Salaries Temp./Part time	\$13,886.25	\$0.00	\$0.00	\$0.00	\$0.00	\$19,968.00
11-000-6114	Overtime	\$8,839.14	\$6,057.98	\$8,784.36	\$7,500.00	\$5,025.73	\$7,500.00
11-000-6115	Annual Buyout/Personal Leave	\$2,298.40	\$2,373.28	\$2,135.05	\$2,500.00	\$1,157.64	\$2,500.00
11-000-6142	Workmens Comp	\$9,847.00	\$9,617.00	\$11,276.32	\$11,276.32	\$0.00	\$11,276.32
11-000-6143	Health Insurance	\$38,313.48	\$47,547.36	\$45,835.84	\$60,020.00	\$29,710.51	\$47,777.04
11-000-6144	FICA	\$10,076.22	\$11,367.69	\$12,726.72	\$10,482.54	\$7,588.02	\$11,400.58
11-000-6145	Retirement	\$5,824.66	\$6,963.53	\$7,983.24	\$4,687.33	\$4,620.60	\$2,062.22
11-000-6210	Office & Cleaning Supplies	\$2,047.25	\$2,723.65	\$3,146.19	\$2,000.00	\$2,691.29	\$3,000.00
11-000-6220	Shop Supplies	\$10,645.45	\$13,857.66	\$12,596.32	\$10,000.00	\$5,834.77	\$10,000.00
11-000-6227	Fuel Operations	\$11,237.86	\$9,692.94	\$13,954.94	\$18,000.00	\$17,189.04	\$21,000.00
11-000-6228	Fuel Excavation	\$6,439.39	\$5,961.69	\$0.00	\$2,500.00	\$0.00	\$2,500.00
11-000-6230	Cover Machine Material	\$0.00	\$0.00	\$33,356.00	\$0.00	\$0.00	\$0.00
11-000-6310	Health Dept / Hazardous Fund	\$7,075.47	\$7,496.31	\$5,637.73	\$8,500.00	\$10,521.18	\$8,500.00
11-000-6311	Postage	\$296.85	\$110.00	\$389.25	\$400.00	\$0.00	\$400.00
11-000-6330	Heating Fuel/Shop & Office	\$2,048.32	\$2,519.25	\$4,436.50	\$5,500.00	\$154.00	\$3,000.00
11-000-6331	Heating Fuel/Recycle	\$9,493.64	\$6,633.91	\$8,671.79	\$6,000.00	\$1,188.75	\$6,000.00
11-000-6340	Utilities Shop & Office	\$3,196.42	\$3,220.90	\$3,027.02	\$4,500.00	\$2,726.98	\$4,500.00
11-000-6341	Utilities Recycle Bldg	\$2,440.82	\$2,409.42	\$2,740.49	\$3,000.00	\$8,173.89	\$3,000.00
11-000-6345	Phone Service/Internet	\$3,584.80	\$3,423.04	\$3,639.44	\$4,500.00	\$3,359.52	\$4,500.00
11-000-6348	Payroll Monthly Fees	\$0.00	\$0.00	\$150.00	\$0.00	\$100.84	\$0.00
11-000-6350	Professional Services	\$13,812.44	\$6,445.52	\$29,736.11	\$6,000.00	\$32,184.11	\$12,000.00
11-000-6352	Ground Water Monitoring	\$18,840.44	\$14,158.40	\$8,136.48	\$15,000.00	\$236.02	\$7,500.00
11-000-6354	Auditing	\$2,000.00	\$2,000.00	\$0.00	\$2,000.00	\$0.00	\$2,000.00
11-000-6360	R&M Equipment	\$56,435.39	\$75,710.55	\$31,235.00	\$45,000.00	\$32,565.39	\$45,000.00
11-000-6366	R&M Building	\$589.93	\$1,378.89	\$303.34	\$3,000.00	\$350.66	\$3,000.00
11-000-6370	Lodging Meetings Travel	\$1,942.11	\$948.49	\$475.11	\$2,000.00	\$1,220.26	\$2,000.00
11-000-6495	Miscellaneous	\$724.05	\$4,668.06	\$4,182.70	\$1,000.00	\$1,110.16	\$1,000.00
11-000-6510	Insurance	\$4,379.00	\$5,860.00	\$0.00	\$5,500.00	\$0.00	\$5,500.00
11-000-6520	Recycling Supplies	\$4,905.33	\$8,351.86	\$8,029.26	\$10,000.00	\$193.31	\$5,000.00
11-000-6523	Recycling R&M Trailers	\$7,765.29	\$7,566.65	\$2,377.80	\$6,000.00	\$7,047.57	\$6,000.00
11-000-6525	Recycling Cap Outlay Trailers	\$0.00	\$0.00	\$0.00	\$5,000.00	\$0.00	\$12,000.00
11-000-6529	Recycling Electronic Exp	\$1,374.10	\$1,863.30	\$1,790.70	\$2,000.00	\$2,314.30	\$3,000.00
11-000-6530	Recycling Miscellaneous	\$0.00	\$0.00	\$0.00	\$300.00	\$0.00	\$300.00
11-000-6532	Land Lease	\$6,000.00	\$6,000.00	\$6,000.00	\$6,000.00	\$6,000.00	\$6,000.00
11-000-6560	Treasurer s Fees	\$4,572.66	\$5,178.13	\$6,150.48	\$4,500.00	\$4,760.95	\$4,500.00
11-000-8920	Capital Outlay Buildings	\$0.00	\$0.00	\$0.00	\$5,000.00	\$11,073.42	\$5,000.00
11-000-8940	Capital Outlay \$5000 & up	\$0.00	\$42,428.90	\$20,000.00	\$15,000.00	\$0.00	\$15,000.00
11-000-8941	Capital Outlay \$500 4999.99	\$0.00	\$5,673.80	\$0.00	\$5,000.00	\$0.00	\$5,000.00
11-000-8949	Debt Service	\$0.00	\$0.00	\$0.00	\$0.00	\$0.00	\$59,529.60
11-000-8996	Waste Tire Fees Paid Out	\$807.50	\$1,484.20	\$3,058.40	\$4,500.00	\$2,832.50	\$4,500.00
11-000-8997	Closure Reserve	\$5,000.00	\$5,000.00	\$0.00	\$5,000.00	\$0.00	\$5,000.00
Totals for Department(s) 000 - No Department:		\$392,083.66	\$486,806.83	\$465,213.70	\$436,192.87	\$298,976.90	\$496,772.96
Total Expenses		\$392,083.66	\$486,806.83	\$465,213.70	\$436,192.87	\$298,976.90	\$496,772.96
BEGINNING FUND BALANCE		\$232,907.80	\$298,024.64	\$327,629.49	\$477,410.94	\$477,410.94	\$702,059.16
NET SURPLUS/(DEFICIT)		\$65,116.84	\$29,604.85	\$149,781.45	\$0.01	\$224,648.22	\$0.01
ENDING FUND BALANCE		\$298,024.64	\$327,629.49	\$477,410.94	\$477,410.95	\$702,059.16	\$702,059.17

Yuma County Board of Commissioners

2023 Budget Report F4+

		2019 Actual	2020 Actual	2021 Actual	2022 Budget	2022 Actual	2023 Budget
12 - SHERIFF'S TRUST FUND							
Revenues							
12-280-4110	Transfer In Victims Assistance	\$13,000.00	\$13,000.00	\$13,000.00	\$13,000.00	\$13,000.00	\$13,000.00
12-280-4112	V.A.L.E. Grant	\$0.00	\$21,000.00	\$11,371.88	\$0.00	\$21,000.00	\$0.00
12-280-4114	V.O.C.A. Grant	\$38,321.27	\$37,732.10	\$27,404.62	\$56,000.00	\$41,535.01	\$59,042.55
12-280-4130	Donations	\$9,000.00	\$0.00	\$5,500.00	\$10,932.50	\$9,000.00	\$10,932.50
12-280-4990	Miscellaneous	\$0.00	\$908.13	\$0.00	\$0.00	\$1,855.45	\$0.00
Totals for Department(s) 280 - 280:		\$60,321.27	\$72,640.23	\$57,276.50	\$79,932.50	\$86,390.46	\$82,975.05
12-290-4112	Certified VIN Fees	\$300.00	\$450.00	\$2,860.00	\$400.00	\$450.00	\$400.00
Totals for Department(s) 290 - VIN Fees - Fund 12:		\$300.00	\$450.00	\$2,860.00	\$400.00	\$450.00	\$400.00
12-300-4130	VEST BVP GRANT	\$1,372.48	\$2,250.00	\$328.50	\$0.00	\$0.00	\$0.00
12-300-4226	POST Grant	\$14,186.70	\$2,740.84	\$2,398.57	\$50,000.00	\$0.00	\$50,000.00
12-300-4425	POST Reimb Grant Funds	\$0.00	\$0.00	\$7,451.70	\$0.00	\$0.00	\$0.00
Totals for Department(s) 300 - Fund 12 Vest & Sorna Grant:		\$15,559.18	\$4,990.84	\$10,178.77	\$50,000.00	\$0.00	\$50,000.00
12-305-4110	SCAAP Grant Funds Trf in	\$29,511.00	\$3,194.00	\$0.00	\$0.00	\$0.00	\$0.00
Totals for Department(s) 305 - 305:		\$29,511.00	\$3,194.00	\$0.00	\$0.00	\$0.00	\$0.00
12-310-4112	Concealed Weapon Permit Fees	\$6,005.50	\$8,794.00	\$4,922.50	\$5,000.00	\$3,899.00	\$5,000.00
12-310-4115	Fingerprint Permit Fees	\$4,599.00	\$7,467.50	\$5,831.00	\$5,000.00	\$3,888.50	\$5,000.00
12-310-4116	Certified VIN Fees	\$0.00	\$0.00	\$0.00	\$0.00	\$100.00	\$0.00
12-310-4990	Miscellaneous	\$0.00	\$0.00	\$3,022.00	\$0.00	\$1,314.10	\$219.00
12-310-4999	Fund Carryover Expended	\$0.00	\$0.00	\$0.00	\$38,700.00	\$0.00	\$38,700.00
Totals for Department(s) 310 - Sheriffs Permit Fees - Fund 12:		\$10,604.50	\$16,261.50	\$13,775.50	\$48,700.00	\$9,201.60	\$48,919.00
12-315-4950	Tow Fees	\$173.00	\$170.00	\$3,400.00	\$0.00	\$0.00	\$0.00
Totals for Department(s) 315 - Tow Fees - Fund 12:		\$173.00	\$170.00	\$3,400.00	\$0.00	\$0.00	\$0.00
Total Revenues		\$116,468.95	\$97,706.57	\$87,490.77	\$179,032.50	\$96,042.06	\$182,294.05

Yuma County Board of Commissioners

2023 Budget Report F4+

		2019 Actual	2020 Actual	2021 Actual	2022 Budget	2022 Actual	2023 Budget
Expenses							
12-280-6111	Salaries Permanent	\$31,106.46	\$34,212.54	\$36,379.20	\$37,814.91	\$38,198.16	\$41,243.90
12-280-6112	Salaries Temp/Part Time	\$4,759.05	\$420.00	\$126.00	\$3,200.00	\$536.25	\$3,200.00
12-280-6114	Salaries Overtime	\$1,246.11	\$0.00	\$1,034.47	\$0.00	\$0.00	\$0.00
12-280-6115	Buyout/Personal Leave	\$2,018.08	\$0.00	\$0.00	\$0.00	\$0.00	\$0.00
12-280-6142	Workmen s Compensation	\$107.00	\$113.00	\$112.89	\$113.00	\$0.00	\$113.00
12-280-6143	Health Insurance	\$13,906.36	\$19,005.60	\$19,020.60	\$19,128.00	\$19,222.60	\$19,546.97
12-280-6144	FICA	\$2,789.18	\$2,410.12	\$2,632.15	\$3,137.64	\$2,714.88	\$3,399.96
12-280-6145	Retirement	\$1,239.07	\$6.60	\$1,825.26	\$1,890.75	\$1,936.74	\$2,062.20
12-280-6210	Office Supplies	\$146.48	\$111.62	\$454.95	\$300.00	\$77.29	\$300.00
12-280-6220	Operating & Promo Supplies	\$0.00	\$0.00	\$0.00	\$400.00	\$0.00	\$400.00
12-280-6227	Vehicle Service	\$1,638.54	\$111.95	\$119.86	\$1,600.00	\$968.68	\$1,600.00
12-280-6311	Postage	\$65.86	\$37.60	\$23.89	\$200.00	\$104.83	\$200.00
12-280-6320	Printing	\$0.00	\$0.00	\$0.00	\$200.00	\$0.00	\$200.00
12-280-6338	Dues	\$0.00	\$0.00	\$0.00	\$150.00	\$0.00	\$150.00
12-280-6345	Phone Service	\$403.85	\$457.14	\$418.29	\$850.00	\$1,066.18	\$850.00
12-280-6362	Support & Software	\$967.89	\$740.40	\$167.75	\$578.00	\$424.60	\$578.00
12-280-6370	Lodging Meetings Travel	\$496.48	\$689.51	\$343.26	\$2,000.00	\$820.86	\$2,000.00
12-280-6371	Mileage & Fuel	\$2,072.08	\$857.25	\$1,725.41	\$4,700.00	\$2,545.70	\$4,700.00
12-280-6380	Employee Training	\$2,736.93	\$1,041.79	\$800.00	\$2,200.00	\$2,413.65	\$2,200.00
12-280-6495	Miscellaneous	\$930.00	\$223.64	\$535.09	\$400.00	\$324.69	\$400.00
12-280-6560	Treasurer s Fees	\$35.00	\$55.94	\$0.00	\$250.00	\$12.75	\$250.00
12-280-8941	Capital Outlay \$500 \$4999.99	\$1,593.10	\$0.00	\$0.00	\$0.00	\$0.00	\$0.00
Totals for Department(s) 280 - 280:		\$68,257.52	\$60,494.70	\$65,719.07	\$79,112.30	\$71,367.86	\$83,394.03
12-290-6220	Operating Supplies	\$40.00	\$40.00	\$0.00	\$400.00	\$0.00	\$400.00
12-290-6380	Training	\$28.96	\$0.00	\$127.72	\$0.00	\$0.00	\$0.00
12-290-6560	Treasurer Fees	\$3.00	\$4.50	\$0.00	\$0.00	\$2.50	\$0.00
Totals for Department(s) 290 - VIN Fees - Fund 12:		\$71.96	\$44.50	\$127.72	\$400.00	\$2.50	\$400.00
12-300-6380	Training-Post Reimb	\$13,395.06	\$8,437.51	\$10,254.29	\$50,000.00	\$3,325.17	\$50,000.00
12-300-8941	Cap Outlay \$500 4999.99	\$1,372.48	\$2,253.50	\$412.00	\$1,000.00	\$0.00	\$1,000.00
Totals for Department(s) 300 - Fund 12 Vest & Sorna Grant:		\$14,767.54	\$10,691.01	\$10,666.29	\$51,000.00	\$3,325.17	\$51,000.00
12-305-6600	SCAAP Expenditures	\$6,492.42	\$702.68	\$1,587.00	\$6,000.00	\$2,679.60	\$6,000.00
Totals for Department(s) 305 - 305:		\$6,492.42	\$702.68	\$1,587.00	\$6,000.00	\$2,679.60	\$6,000.00
12-310-6220	Supplies	\$715.45	\$775.96	\$739.45	\$1,000.00	\$1,035.94	\$1,000.00
12-310-6362	Software&support User License	\$55.00	\$0.00	\$0.00	\$4,500.00	\$0.00	\$4,500.00
12-310-6480	Fees Paid to CBI	\$5,111.50	\$7,474.00	\$3,849.50	\$6,000.00	\$2,684.00	\$6,000.00
12-310-6560	Treasurer s Fees	\$111.75	\$164.34	\$135.00	\$0.00	\$68.75	\$0.00
12-310-8940	Capital Outlay \$5000 & Up	\$0.00	\$0.00	\$0.00	\$30,000.00	\$0.00	\$30,000.00
12-310-8941	Capital Outlay \$500 \$4999.99	\$0.00	\$2,275.85	\$0.00	\$0.00	\$0.00	\$0.00
Totals for Department(s) 310 - Sheriffs Permit Fees - Fund 12:		\$5,993.70	\$10,690.15	\$4,723.95	\$41,500.00	\$3,788.69	\$41,500.00
12-315-6350	Tow Fees Paid	\$173.00	\$170.00	\$0.00	\$0.00	\$0.00	\$0.00
12-315-6352	Civil Asset Forfeiture Expenditures	\$0.00	\$0.00	\$2,005.76	\$0.00	\$0.00	\$0.00
Totals for Department(s) 315 - Tow Fees - Fund 12:		\$173.00	\$170.00	\$2,005.76	\$0.00	\$0.00	\$0.00
Total Expenses		\$95,756.14	\$82,793.04	\$84,829.79	\$178,012.30	\$81,163.82	\$182,294.03
BEGINNING FUND BALANCE		\$59,682.86	\$80,395.67	\$95,309.20	\$97,970.18	\$97,970.18	\$112,848.42
NET SURPLUS/(DEFICIT)		\$20,712.81	\$14,913.53	\$2,660.98	\$1,020.20	\$14,878.24	\$0.02
ENDING FUND BALANCE		\$80,395.67	\$95,309.20	\$97,970.18	\$98,990.38	\$112,848.42	\$112,848.44

Yuma County Board of Commissioners

2023 Budget Report F4+

		2019 Actual	2020 Actual	2021 Actual	2022 Budget	2022 Actual	2023 Budget
13 - FISCAL AGENCY FUND							
Revenues							
13-000-4990	Miscellaneous	\$0.00	\$0.00	\$0.00	\$0.00	\$10,000.00	\$0.00
Totals for Department(s) 000 - No Department:		\$0.00	\$0.00	\$0.00	\$0.00	\$10,000.00	\$0.00
13-100-4226	State Grant Funds	\$0.00	\$0.00	\$0.00	\$0.00	\$23,997.00	\$0.00
13-100-4990	Miscellaneous	\$0.00	\$0.00	\$0.00	\$0.00	\$630,237.56	\$0.00
Totals for Department(s) 100 - Drug Task Force Investigative Works:		\$0.00	\$0.00	\$0.00	\$0.00	\$654,234.56	\$0.00
13-900-4226	State Grant Money	\$0.00	\$0.00	\$0.00	\$20,000.00	\$0.00	\$50,000.00
13-900-4990	Miscellaneous	\$0.00	\$0.00	\$0.00	\$100,000.00	\$0.00	\$211,568.54
Totals for Department(s) 900 - Opioid Regional Council:		\$0.00	\$0.00	\$0.00	\$120,000.00	\$0.00	\$261,568.54
Total Revenues		\$0.00	\$0.00	\$0.00	\$120,000.00	\$664,234.56	\$261,568.54
Expenses							
13-100-6350	Professional Services	\$0.00	\$0.00	\$0.00	\$0.00	\$23,522.00	\$0.00
Totals for Department(s) 100 - Drug Task Force Investigative Works:		\$0.00	\$0.00	\$0.00	\$0.00	\$23,522.00	\$0.00
13-900-6350	Professional Services	\$0.00	\$0.00	\$0.00	\$70,000.00	\$2,891.00	\$261,568.54
13-900-6495	Miscellaneous	\$0.00	\$0.00	\$0.00	\$50,000.00	\$0.00	\$0.00
Totals for Department(s) 900 - Opioid Regional Council:		\$0.00	\$0.00	\$0.00	\$120,000.00	\$2,891.00	\$261,568.54
Total Expenses		\$0.00	\$0.00	\$0.00	\$120,000.00	\$26,413.00	\$261,568.54
BEGINNING FUND BALANCE		\$0.00	\$0.00	\$0.00	\$0.00	\$0.00	\$637,821.56
NET SURPLUS/(DEFICIT)		\$0.00	\$0.00	\$0.00	\$0.00	\$637,821.56	\$0.00
ENDING FUND BALANCE		\$0.00	\$0.00	\$0.00	\$0.00	\$637,821.56	\$637,821.56

Yuma County Board of Commissioners

2023 Budget Report F4+

		2019 Actual	2020 Actual	2021 Actual	2022 Budget	2022 Actual	2023 Budget
20 - CAPITAL ACQUISITION FUND							
Revenues							
20-000-4110	Transfer In	\$80,000.00	\$73,000.00	\$0.00	\$169,000.00	\$0.00	\$150,000.00
Totals for Department(s) 000 - No Department:		\$80,000.00	\$73,000.00	\$0.00	\$169,000.00	\$0.00	\$150,000.00
20-903-4425	Grant Funds-JBBS Telehealth	\$0.00	\$22,907.00	\$0.00	\$0.00	\$0.00	\$0.00
20-903-4660	Reimbursement	\$960.00	\$1,187.75	\$0.00	\$0.00	\$0.00	\$0.00
20-903-4970	Insurance Reimb	\$21,795.60	\$0.00	\$0.00	\$0.00	\$0.00	\$0.00
Totals for Department(s) 903 - Capital Acquisition - Equipment:		\$22,755.60	\$24,094.75	\$0.00	\$0.00	\$0.00	\$0.00
20-904-4970	Insurance Reimbursement	\$421.76	\$0.00	\$0.00	\$0.00	\$0.00	\$0.00
Totals for Department(s) 904 - Capital Acquisition - H&H Building:		\$421.76	\$0.00	\$0.00	\$0.00	\$0.00	\$0.00
20-907-4220	Revenue In Land & Bldgs	\$2,500.00	\$84,525.59	\$3,063.13	\$750,000.00	\$6,000.00	\$519,000.00
20-907-4235	Cash Match -GOCO- FG Beef Expansion	\$0.00	\$21,442.00	\$0.00	\$0.00	\$0.00	\$0.00
20-907-4426	GOCO Grant Funds-FG Beef Expansion	\$0.00	\$531,721.78	\$5,465.51	\$0.00	\$0.00	\$0.00
Totals for Department(s) 907 - Capital Acquisition - Buildings:		\$2,500.00	\$637,689.37	\$8,528.64	\$750,000.00	\$6,000.00	\$519,000.00
20-910-4970	Insurance Reimb	\$120,621.80	\$0.00	\$7,565.44	\$0.00	\$0.00	\$0.00
Totals for Department(s) 910 - Capital Acquisition - Courthouse:		\$120,621.80	\$0.00	\$7,565.44	\$0.00	\$0.00	\$0.00
20-920-4110	Transfer In R&B Designated	\$250,628.00	\$0.00	\$0.00	\$0.00	\$0.00	\$0.00
Totals for Department(s) 920 - Capital EQ-Road & Bridge:		\$250,628.00	\$0.00	\$0.00	\$0.00	\$0.00	\$0.00
20-950-4240	Lease Payment Landfill	\$6,000.00	\$6,000.00	\$0.00	\$6,000.00	\$6,000.00	\$6,000.00
Totals for Department(s) 950 - Lease Purchase:		\$6,000.00	\$6,000.00	\$0.00	\$6,000.00	\$6,000.00	\$6,000.00
Total Revenues		\$482,927.16	\$740,784.12	\$16,094.08	\$925,000.00	\$12,000.00	\$675,000.00

Yuma County Board of Commissioners

2023 Budget Report F4+

	2019 Actual	2020 Actual	2021 Actual	2022 Budget	2022 Actual	2023 Budget
Expenses						
20-903-6350 Professional Services	\$0.00	\$2,833.00	\$3,306.54	\$0.00	\$1,969.20	\$0.00
20-903-6361 R&M Insurance Pd	\$7,291.88	\$2,122.00	\$8,519.89	\$0.00	\$0.00	\$0.00
20-903-6362 Support & Software	\$10,962.22	\$5,017.02	\$0.00	\$25,000.00	\$0.00	\$25,000.00
20-903-8940 Furniture&Equipment	\$5,968.00	\$22,907.00	\$1,799.00	\$0.00	\$0.00	\$0.00
20-903-8941 Capital Outlay \$500 4999.99	\$0.00	\$690.00	\$0.00	\$0.00	\$0.00	\$0.00
20-903-8942 Cap Outlay Vehicles	\$151,898.00	\$16,945.60	\$93,408.00	\$100,000.00	\$131,183.97	\$150,000.00
Totals for Department(s) 903 - Capital Acquisition - Equipment:	\$176,120.10	\$50,514.62	\$107,033.43	\$125,000.00	\$133,153.17	\$175,000.00
20-904-8920 Cap Outlay Building & Impr	\$95,109.00	\$8,352.50	\$0.00	\$50,000.00	\$0.00	\$50,000.00
Totals for Department(s) 904 - Capital Acquisition - H&H Building:	\$95,109.00	\$8,352.50	\$0.00	\$50,000.00	\$0.00	\$50,000.00
20-907-6330 Advertising	\$59.40	\$37.50	\$0.00	\$0.00	\$0.00	\$0.00
20-907-6350 Professional Services	\$0.00	\$7,853.38	\$6,126.25	\$0.00	\$0.00	\$0.00
20-907-8920 Cap Outlay Building&Land	\$225,319.80	\$624,290.89	\$10,000.00	\$500,000.00	\$5,383.71	\$200,000.00
Totals for Department(s) 907 - Capital Acquisition - Buildings:	\$225,379.20	\$632,181.77	\$16,126.25	\$500,000.00	\$5,383.71	\$200,000.00
20-910-8920 Cap Outlay Building & Impr	\$148,672.00	\$36,805.80	\$42,750.50	\$250,000.00	\$0.00	\$250,000.00
Totals for Department(s) 910 - Capital Acquisition - Courthouse:	\$148,672.00	\$36,805.80	\$42,750.50	\$250,000.00	\$0.00	\$250,000.00
20-920-8940 Capital Eq Road & Bridge	\$0.00	\$0.00	\$313,926.50	\$0.00	\$0.00	\$0.00
Totals for Department(s) 920 - Capital EQ-Road & Bridge:	\$0.00	\$0.00	\$313,926.50	\$0.00	\$0.00	\$0.00
20-950-8940 Capital Outlay \$5000 & Up	\$0.00	\$0.00	\$0.00	\$0.00	\$526,234.40	\$0.00
Totals for Department(s) 950 - Lease Purchase:	\$0.00	\$0.00	\$0.00	\$0.00	\$526,234.40	\$0.00
Total Expenses	\$645,280.30	\$727,854.69	\$479,836.68	\$925,000.00	\$664,771.28	\$675,000.00
BEGINNING FUND BALANCE	\$1,357,988.60	\$1,195,635.46	\$1,208,564.89	\$744,822.29	\$744,822.29	\$92,051.01
NET SURPLUS/(DEFICIT)	(\$162,353.14)	\$12,929.43	(\$463,742.60)	\$0.00	(\$652,771.28)	\$0.00
ENDING FUND BALANCE	\$1,195,635.46	\$1,208,564.89	\$744,822.29	\$744,822.29	\$92,051.01	\$92,051.01

Yuma County Board of Commissioners

2023 Budget Report F4+

21 - CLOSURE/POST CLOSURE FUND

Revenues

	2019 Actual	2020 Actual	2021 Actual	2022 Budget	2022 Actual	2023 Budget
21-000-4999 Fund Carryover	\$0.00	\$0.00	\$0.00	\$110,000.00	\$0.00	\$115,000.00
Totals for Department(s) 000 - No Department:	\$0.00	\$0.00	\$0.00	\$110,000.00	\$0.00	\$115,000.00
21-807-4110 Transfer In Landfill	\$5,000.00	\$5,000.00	\$0.00	\$5,000.00	\$0.00	\$5,000.00
21-807-4920 Interest Earnings	\$2,460.11	\$228.99	\$0.00	\$0.00	\$0.00	\$0.00
Totals for Department(s) 807 - Landfill/Closure Post Closure:	\$7,460.11	\$5,228.99	\$0.00	\$5,000.00	\$0.00	\$5,000.00

Total Revenues

\$7,460.11 \$5,228.99 \$0.00 \$115,000.00 \$0.00 \$120,000.00

Expenses

21-807-6560 Closure Post/Closure Pd Out	\$0.00	\$0.00	\$0.00	\$115,000.00	\$0.00	\$120,000.00
Totals for Department(s) 807 - Landfill/Closure Post Closure:	\$0.00	\$0.00	\$0.00	\$115,000.00	\$0.00	\$120,000.00

Total Expenses

\$0.00 \$0.00 \$0.00 \$115,000.00 \$0.00 \$120,000.00

BEGINNING FUND BALANCE

\$118,846.12 \$126,306.23 \$131,535.22 \$131,535.22 \$131,535.22 \$131,535.22

NET SURPLUS/(DEFICIT)

\$7,460.11 \$5,228.99 \$0.00 \$0.00 \$0.00 \$0.00

ENDING FUND BALANCE

\$126,306.23 \$131,535.22 \$131,535.22 \$131,535.22 \$131,535.22 \$131,535.22

Yuma County Board of Commissioners

2023 Budget Report F4+

22 - SEPARATION OF EMPLOYMENT FUND

Revenues

22-000-4110	Transfer In	\$0.00	\$76,000.00	\$0.00	\$87,204.43	\$0.00	\$87,204.43
22-000-4999	Fund Carryover Expended	\$0.00	\$0.00	\$0.00	\$12,795.57	\$0.00	\$12,795.57
Totals for Department(s) 000 - No Department:		\$0.00	\$76,000.00	\$0.00	\$100,000.00	\$0.00	\$100,000.00

Total Revenues

		\$0.00	\$76,000.00	\$0.00	\$100,000.00	\$0.00	\$100,000.00
--	--	---------------	--------------------	---------------	---------------------	---------------	---------------------

Expenses

22-131-6111	Salaries P/L with Retirement	\$31,517.98	\$11,689.96	\$27,797.56	\$45,393.00	\$25,219.85	\$45,393.00
22-131-6112	Salaries P/L No Retirement	\$31,517.98	\$11,689.96	\$27,797.56	\$45,392.00	\$25,219.85	\$45,392.00
22-131-6144	FICA	\$4,822.25	\$1,788.54	\$4,252.80	\$6,946.00	\$3,858.62	\$6,946.00
22-131-6145	Retirement	\$1,575.91	\$584.50	\$1,365.68	\$2,269.00	\$1,284.95	\$2,269.00
Totals for Department(s) 131 - Separation Leave Pay - Fund 22:		\$69,434.12	\$25,752.96	\$61,213.60	\$100,000.00	\$55,583.27	\$100,000.00

Total Expenses

		\$69,434.12	\$25,752.96	\$61,213.60	\$100,000.00	\$55,583.27	\$100,000.00
--	--	--------------------	--------------------	--------------------	---------------------	--------------------	---------------------

BEGINNING FUND BALANCE

		\$104,077.52	\$34,643.40	\$84,890.44	\$27,581.84	\$27,581.84	(\$28,001.43)
--	--	---------------------	--------------------	--------------------	--------------------	--------------------	----------------------

ADJUSTMENTS TO FUND BALANCE

		\$0.00	\$0.00	\$3,905.00	\$0.00	\$0.00	\$0.00
--	--	---------------	---------------	-------------------	---------------	---------------	---------------

TOTAL ADJUSTED FUND BALANCE

		\$104,077.52	\$34,643.40	\$88,795.44	\$27,581.84	\$27,581.84	(\$28,001.43)
--	--	---------------------	--------------------	--------------------	--------------------	--------------------	----------------------

NET SURPLUS/(DEFICIT)

		(\$69,434.12)	\$50,247.04	(\$61,213.60)	\$0.00	(\$55,583.27)	\$0.00
--	--	----------------------	--------------------	----------------------	---------------	----------------------	---------------

ENDING FUND BALANCE

		\$34,643.40	\$84,890.44	\$27,581.84	\$27,581.84	(\$28,001.43)	(\$28,001.43)
--	--	--------------------	--------------------	--------------------	--------------------	----------------------	----------------------

Yuma County Board of Commissioners

2023 Budget Report F4+

	2019 Actual	2020 Actual	2021 Actual	2022 Budget	2022 Actual	2023 Budget
25 - EMERGENCY RESERVE FUND						
Revenues						
25-000-4110 Transfer In	\$0.00	\$31,000.00	\$0.00	\$0.00	\$0.00	\$0.00
25-000-4999 Fund Carryover Expended	\$0.00	\$0.00	\$0.00	\$493,000.00	\$0.00	\$493,000.00
Totals for Department(s) 000 - No Department:	\$0.00	\$31,000.00	\$0.00	\$493,000.00	\$0.00	\$493,000.00
Total Revenues	\$0.00	\$31,000.00	\$0.00	\$493,000.00	\$0.00	\$493,000.00
Expenses						
25-000-7750 Transfer Out	\$0.00	\$0.00	\$0.00	\$493,000.00	\$0.00	\$493,000.00
Totals for Department(s) 000 - No Department:	\$0.00	\$0.00	\$0.00	\$493,000.00	\$0.00	\$493,000.00
Total Expenses	\$0.00	\$0.00	\$0.00	\$493,000.00	\$0.00	\$493,000.00
BEGINNING FUND BALANCE	\$462,000.13	\$462,000.13	\$493,000.13	\$493,000.13	\$493,000.13	\$493,000.13
NET SURPLUS/(DEFICIT)	\$0.00	\$31,000.00	\$0.00	\$0.00	\$0.00	\$0.00
ENDING FUND BALANCE	\$462,000.13	\$493,000.13	\$493,000.13	\$493,000.13	\$493,000.13	\$493,000.13

Yuma County Board of Commissioners

2023 Budget Report F4+

		2019 Actual	2020 Actual	2021 Actual	2022 Budget	2022 Actual	2023 Budget
40 - YUMA COUNTY WATER PID							
Revenues							
40-000-4151	Loan Proceeds	\$0.00	(\$41.63)	\$0.00	\$0.00	\$0.00	\$0.00
40-000-4210	Property Taxes	\$1,127,445.13	\$1,148,001.57	\$1,186,544.28	\$1,267,554.00	\$1,244,606.20	\$1,129,889.00
40-000-4220	Specifc Ownership Tax "A"	\$43,815.77	\$28,720.36	\$34,311.19	\$25,000.00	\$26,034.40	\$25,000.00
40-000-4225	Specifc Ownership Tax "B"	\$100,943.64	\$82,321.61	\$92,819.05	\$65,000.00	\$61,762.90	\$65,000.00
40-000-4227	Specifc Ownership Tax "F"	\$1,753.88	\$242.55	\$0.00	\$2,500.00	\$0.00	\$2,226.89
40-000-4230	Deninquent Taxes	(\$6.15)	\$2,966.78	\$5.61	\$0.00	\$1,989.05	\$0.00
40-000-4235	Penalties & Interest	\$2,091.03	\$795.02	\$2,181.87	\$0.00	\$1,789.17	\$0.00
40-000-4420	Payment in Lieu of Taxes	\$0.00	\$579.70	\$1,080.78	\$0.00	\$683.03	\$0.00
40-000-4965	Wildlife Impact&PILT	\$1,002.52	\$0.00	\$0.00	\$0.00	\$0.00	\$0.00
Totals for Department(s) 000 - No Department:		\$1,277,045.82	\$1,263,585.96	\$1,316,942.78	\$1,360,054.00	\$1,336,864.75	\$1,222,115.89
Total Revenues		\$1,277,045.82	\$1,263,585.96	\$1,316,942.78	\$1,360,054.00	\$1,336,864.75	\$1,222,115.89
Expenses							
40-000-6350	Professional Services	\$0.00	\$0.00	\$0.00	\$0.00	\$4,150.00	\$0.00
40-000-6560	Treasurer Fees	\$33,890.17	\$31,196.97	\$35,661.84	\$35,000.00	\$37,451.41	\$35,000.00
40-000-7015	2016 Series Bond Interest	\$52,300.00	\$41,700.00	\$30,900.00	\$20,100.00	\$10,050.00	\$8,900.00
40-000-7020	2016 Series Bond Principal	\$530,000.00	\$540,000.00	\$540,000.00	\$560,000.00	\$0.00	\$445,000.00
40-000-7038	Paying Agent Fees	\$600.00	\$400.00	\$400.00	\$0.00	\$0.00	\$0.00
40-000-8949	CWCB Principal on Debt	\$477,872.71	\$488,624.84	\$499,618.90	\$510,860.33	\$510,860.33	\$648,554.68
40-000-8950	CWCB Interest on Debit	\$129,143.18	\$118,391.05	\$107,396.99	\$96,155.56	\$96,155.56	\$84,661.21
Totals for Department(s) 000 - No Department:		\$1,223,806.06	\$1,220,312.86	\$1,213,977.73	\$1,222,115.89	\$658,667.30	\$1,222,115.89
Total Expenses		\$1,223,806.06	\$1,220,312.86	\$1,213,977.73	\$1,222,115.89	\$658,667.30	\$1,222,115.89
BEGINNING FUND BALANCE		\$613,878.15	\$667,117.91	\$698,001.83	\$800,966.88	\$800,966.88	\$1,479,164.33
ADJUSTMENTS TO FUND BALANCE		\$0.00	(\$12,389.18)	\$0.00	\$0.00	\$0.00	\$0.00
TOTAL ADJUSTED FUND BALANCE		\$613,878.15	\$654,728.73	\$698,001.83	\$800,966.88	\$800,966.88	\$1,479,164.33
NET SURPLUS/(DEFICIT)		\$53,239.76	\$43,273.10	\$102,965.05	\$137,938.11	\$678,197.45	\$0.00
ENDING FUND BALANCE		\$667,117.91	\$698,001.83	\$800,966.88	\$938,904.99	\$1,479,164.33	\$1,479,164.33