


Yuma County, Colorado

Financial Report

December 31, 2018



**Yuma County, Colorado
Financial Report
December 31, 2018**

Table of Contents

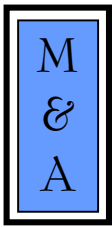
| | Page |
|---|-------------|
| INDEPENDENT AUDITOR'S REPORT | A1 – A2 |
| Management's Discussion and Analysis | B1 – B9 |
| Basic Financial Statements: | |
| Government-wide Financial Statements: | |
| Statement of Net Position | C1 |
| Statement of Activities | C2 |
| Fund Financial Statements: | |
| Balance Sheets - Governmental Funds | C3 |
| Reconciliation of Fund Balance to Statement of Net Position - Governmental Funds | C4 |
| Statement of Revenues, Expenditures and Changes in Fund Balances - Governmental Funds | C5 |
| Reconciliation of the Statement of Revenues, Expenditures And Changes in Fund Balances of Governmental Funds To the Statement of Activities | C6 |
| Statement of Fiduciary Net Position - Fiduciary Funds | C7 |
| Notes to the Financial Statements | D1 – D24 |
| Required Supplementary Information: | |
| Schedule of Revenues, Expenditures and Changes in Fund Balances - Budget and Actual: | |
| General Fund | E1 |
| Road and Bridge Fund | E2 |
| Human Services Fund | E3 |
| Grant Fund | E4 |
| Water Authority Public Improvement District | E5 |

**Yuma County, Colorado
Financial Report
December 31, 2018**

**Table of Contents
(Continued)**

Supplementary Information:

| | |
|---|-----------|
| Combining Balance Sheet - Non-major Governmental Funds | F1 |
| Combining Statement of Revenues, Expenditures and Changes in Fund Balances - Non-major Governmental Funds | F2 |
| Schedule of Revenues, Expenditures and Changes in Fund Balances - Budget and Actual – Non-Major Special Revenue Funds: | |
| Capital Acquisitions Fund | F3 |
| Landfill Fund | F4 |
| Landfill Closure Fund | F5 |
| Recreation Fund | F6 |
| Conservation Trust Fund | F7 |
| Useful Public Service Fund | F8 |
| Sheriff's Victim Assistance and Grant Fund | F9 |
| Separation of Employment Fund | F10 |
| Self-Insurance Fund | F11 |
| Local Highway Finance Report | F12 – F15 |



MCMAHAN AND ASSOCIATES, L.L.C.

Certified Public Accountants and Consultants

CHAPEL SQUARE, BLDG C
245 CHAPEL PLACE, SUITE 300
P.O. Box 5850, AVON, CO 81620

WEB SITE: WWW.MCMAHANCPA.COM
MAIN OFFICE: (970) 845-8800
FACSIMILE: (970) 845-8108
E-MAIL: MCMAHAN@MCMAHANCPA.COM

INDEPENDENT AUDITOR'S REPORT

**To the Board of County Commissioners
Yuma County, Colorado**

Report on the Financial Statements

We have audited the accompanying financial statements of the governmental activities, the discretely presented component unit, each major fund, and the aggregate remaining fund information of Yuma County, Colorado, (the "County"), as of and for the year ended December 31, 2018, and the related notes to the financial statements, which collectively comprise the County's basic financial statements as listed in the table of contents.

Management's Responsibility for the Financial Statements

Management is responsible for the preparation and fair presentation of these financial statements in accordance with accounting principles generally accepted in the United States of America; this includes the design, implementation, and maintenance of internal control relevant to the preparation and fair presentation of financial statements that are free from material misstatement, whether due to fraud or error.

Auditor's Responsibility

Our responsibility is to express an opinion on these financial statements based on our audit. We conducted our audit in accordance with auditing standards generally accepted in the United States of America. Those standards require that we plan and perform the audit to obtain reasonable assurance about whether the financial statements are free from material misstatement.

An audit includes performing procedures to obtain audit evidence about the amounts and disclosures in the financial statements. The procedures selected depend on the auditor's judgment, including assessment of the risks of material misstatement of the financial statements, whether due to fraud or error. In making those risk assessments, the auditor considers internal control relevant to the County's preparation and fair presentation of the financial statements in order to design audit procedures that are appropriate in the circumstances. An audit also includes evaluating the appropriateness of accounting policies used and the reasonableness of significant accounting estimates made by management, as well as evaluating the overall financial statement presentation.

We believe that the audit evidence we have obtained is sufficient and appropriate to provide a basis for our audit opinions.

Member: American Institute of Certified Public Accountants

PAUL J. BACKES, CPA, CGMA
MICHAEL N. JENKINS, CA, CPA, CGMA
DANIEL R. CUDAHY, CPA, CGMA

AVON: (970) 845-8800
ASPEN: (970) 544-3996
FRISCO: (970) 668-3481

Opinions

In our opinion, the financial statements referred to above present fairly, in all material respects, the respective financial position of the governmental activities, the discretely presented component unit, each major fund, and the aggregate remaining fund information of Yuma County, Colorado, as of December 31, 2018, and the respective changes in financial position thereof for the year then ended in accordance with accounting principles generally accepted in the United States of America.

Other Matters

Accounting principles generally accepted in the United States of America require that Management's Discussion and Analysis in Section B be presented to supplement the basic financial statements. Such information, although not a part of the basic financial statements, is required by the Governmental Accounting Standards Board, who considers it to be an essential part of financial reporting for placing the basic financial statements in an appropriate operational, economic, or historical context. We have applied certain limited procedures to the required supplementary information in accordance with auditing standards generally accepted in the United States of America, which consisted of inquiries of management about the methods of preparing the information and comparing the information for consistency with management's responses to our inquiries, the basic financial statements, and other knowledge we obtained during our audit of the basic financial statements. We do not express an opinion or provide any assurance on the information because the limited procedures do not provide us with sufficient evidence to express an opinion or provide any assurance.


The budgetary comparison information in Section E is not a required part of the basic financial statements but is supplementary information required by accounting principles generally accepted in the United States of America. The budgetary comparison information has been subjected to the auditing procedures applied in the audit of the financial statements and certain additional procedures, including comparing and reconciling such information directly to the underlying accounting and other records used to prepare the financial statement or to the financial statements themselves, and other additional procedures in accordance with auditing standards generally accepted in the United States of America. In our opinion, the information is fairly stated in all material respects in relation to the financial statements as a whole.

Our audit was conducted for the purpose of forming opinions on the financial statements that collectively comprise the County's financial statements taken as a whole. The supplementary information in section F, as listed in the Table of Contents, are presented for purposes of additional analysis and are not a required part of the Town's financial statements. The supplementary information in section F, as listed in the Table of Contents, is the responsibility of management and was derived from and related directly to the underlying accounting and other records used to prepare the financial statements. Such information has been subjected to the auditing procedures applied in the audit of the financial statements and certain additional procedures, including comparing and reconciling such information directly to the underlying accounting and other records used to prepare the financial statements or the financial statements themselves, and other additional procedures in accordance with auditing standards generally accepted in the United States of America. In our opinion, the information is fairly stated in all material respects in relation to the basic financial statements as a whole.

McMahan and Associates, L.L.C.

**McMahan and Associates, L.L.C.
August 29, 2019**

MANAGEMENT'S DISCUSSION AND ANALYSIS



Yuma County, Colorado

Management's Discussion and Analysis

December 31, 2018

As management of Yuma County, Colorado (the "County"), we offer readers of the County's financial statements this narrative overview and analysis of the financial activities of the County for the fiscal year ended December 31, 2018.

Financial Highlights

- The assets and deferred outflows of resources of the County exceeded its liabilities and deferred inflows at the close of the most recent fiscal year by \$42,132,227 (net position). Of this amount, \$17,547,538 (unrestricted net position) may be used to meet the government's ongoing obligations to citizens and creditors.
- The County's total net position increased by \$697,825 from 2017. A large portion of this is due to an increase in property taxes and highway users' taxes offset by a significant decrease in expenses.
- As of the close of the current fiscal year, the County governmental funds reported combined ending fund balances of \$21,719,024, an increase of \$38,140.

Overview of the Financial Statements

This discussion and analysis is intended to serve as an introduction to the County's basic financial statements. The County's basic financial statements are comprised of three components: 1) government-wide financial statements; 2) fund financial statements; and 3) notes to the financial statements. This report also provides other supplementary information in addition to the financial statements themselves.

Government-wide Financial Statements: The government-wide financial statements are designed to provide readers with a broad overview of the County's finances, in a manner similar to a private-sector business.

The Statement of Net Position presents information on all of the County's assets, deferred outflows of resources, liabilities, and deferred inflows of resources with the difference is reported as net position. Over time, increases or decreases in net position may serve as a useful indicator of whether the financial position of the County is improving or deteriorating.

The Statement of Activities presents information showing how the government's net position changed during the most recent fiscal year. All changes in net position are reported as soon as the underlying event giving rise to the change occurs, regardless of the timing of related cash flows. Thus, revenues and expenses are reported in this statement for some items that will result in cash flows in future fiscal periods.

The government-wide financial statements include not only the County itself (known as the primary government), but also two legally separate districts for which the County is financially accountable. The Yuma County Water Authority Public Improvement District is reported as a blended component unit of the County (as a special revenue fund) and the Yuma County Water Authority is reported as a discretely presented component unit. Financial information for the Yuma County Water Authority is reported separately from the financial information presented for the County.

Both of the government-wide financial statements distinguish functions of the County that are principally supported by taxes and intergovernmental revenues (governmental activities). The governmental activities of the County include general government, judicial, public safety, health and human services, community auxiliary services, culture and recreation, public works (roads and bridges), and landfill.

The government-wide fund financial statements can be found on pages C1 and C2 of this report.

Fund Financial Statements: A fund is a grouping of related accounts that is used to maintain control over resources that have been segregated for specific activities or objectives. The County, like other state and local governments, uses fund accounting to ensure and demonstrate compliance with finance-related legal requirements. All of the funds of the County can be divided into two categories: 1) governmental funds; and 2) fiduciary funds.

Governmental Funds: Governmental funds are used to account for essentially the same functions reported as governmental activities in the government-wide financial statements. However, unlike the government-wide financial statements, governmental fund financial statements focus on near-term inflows and outflows of spendable resources, as well as on balances of spendable resources available at the end of the fiscal year. Such information may be useful in evaluating a government's near-term financing requirements. The County's major governmental funds include the General Fund, Road and Bridge Fund, Human Services Fund, Grant Fund, and the Water Authority Public Improvement District, a blended component unit. The County also reports a number of non-major governmental funds. Because the focus of governmental funds is narrower than that of the government-wide financial statements, it is useful to compare the information presented for governmental funds with similar information presented for governmental activities in the government-wide financial statements. By doing so, readers may better understand the long-term impact of the government's near-term financing decisions. The Balance Sheet and the Statement of Revenues, Expenditures and Changes in Fund Balances provide a reconciliation to facilitate this comparison between governmental funds and governmental activities.

General Fund: Administration of general County operations is accomplished through various departments within the General Fund. At the beginning of 2018, the fund balance was \$10,227,239; at the end of 2018, the fund balance was \$9,655,289. The following is a listing of the General Fund departments listed by function.

Administrative Operations:

- The Commissioners' Office coordinates County operations, financial reporting and accounting, budget preparation, GIS mapping and Useful Public Service.
- The Commissioners' Attorney works under direction of the Commissioners.
- The Planning and Zoning Office monitors the change of land use within the County.
- The Assessor's Office appraises and assesses taxes for all property within the County.
- The Treasurer's Office collects taxes, fees and handles all County banking needs.
- The Clerk & Recorder's Office operates motor vehicle, recordings, runs all elections, and operates the driver's license department.
- The custodial staff under direction of the County Administrator oversees maintenance of the Courthouse and of the Health and Human Services building.

Judicial:

- The District Attorney's Office provides judicial services jointly with other counties within the district.

Public Safety:

- The Sheriff's Department, County Jail, Coroner's Office, Emergency Communication Center, and the Emergency Preparedness provide public safety.

Health

Health service agencies are:

- Wray, Yuma, Idalia, and South Y-W are the four ambulance services within the county licensed by the Board of County Commissioners. The Yuma and Wray Ambulance Agencies are operating on their own revenue. When needed the County assists with purchases and maintains the ambulances for two agencies: Idalia and South Y-W. The agencies provide personnel, supplies and general operating costs for their ambulance agency.
- NE Colorado Health Department (NCHD) provides health care in Yuma County and five other regional counties.

Community Auxiliary Services:

- Yuma County Fair is held during the month of August each year, under direction of the County Commissioners through the Yuma County Fair Board.
- The County is providing financial assistance to the Irrigation Research Foundation to support agriculture research.
- Economic Development provides assistance to retain current businesses and assists in attracting new business into the County.
- The Veterans' Office assists veterans living in the County.
- Yuma County provides funding to the Eastern Colorado Developmentally Disabled, Inc., which in turn provides services for developmentally disabled individuals in Yuma County and nine other counties.
- The Yuma County Water Authority Public Improvement District, which is reported as a blended component unit of the County, was created to address an imminent threat to the economic viability of a significant area within Yuma County and to assist in the State of Colorado's compliance with its obligations under a compact by purchasing surface water rights in the North Fork of the Republican River basin.

Intergovernmental Co-Operations:

- The County, in partnership with other counties of the region, supports the Extension Service, NE Colorado Association of Local Governments, NE Colorado Bookmobile, and NE Colorado Transportation Authority.
- The W-Y Communications Center dispatches E911 calls from Yuma and Washington Counties. Its operational revenues come from Washington County, Yuma County, and the Authority Board, which handles the telephone surcharge.

The County supports the Landfill along with the City of Yuma, City of Wray, and the Town of Eckley.

Governmental Funds - Special Revenue Funds: The County's special revenue funds account for specific revenues that are legally restricted to expenditures for particular purposes. The County's special revenue funds include the Road and Bridge Fund, Landfill Fund, Landfill Closure Fund, Human Services Fund, Recreation Fund, Conservation Trust Fund, Self-Insurance Fund, Capital Acquisition Fund, Useful Public Service Fund, Sheriff's Victim Assistance and Grant Fund, Water Authority Public Improvement District Fund, and Separation of Employment Fund.

Fiduciary Funds - Agency Funds: The County has assets held as an agent for other governments and/or other funds. The County Treasurer holds agency funds on behalf of other governments. The Employees' Section 125 Plan, Sheriff's, Public Trustee, Payroll Clearing, and Golden Plains Extension Service also had funds at year end. Sheriff's funds consist of the Sheriff's Inmate and Commissary account. The Fair funds include proceeds for disbursement from the Junior Livestock Sale and gate funds from the County Fair. Information regarding the agency funds is available on page C7.

Notes and Schedules to the Financial Statements:

The notes provide additional information that is essential to a full understanding of the data provided in the government-wide and fund financial statements. The Notes to the Financial Statements can be found in Section D of this report.

Schedules:

- The combining statements referred to earlier in connection with non-major governmental funds are presented immediately following the required supplementary information. Combining and individual fund statements and schedules can be found in Section F.
- The Annual *Schedule of Revenues and Expenditures for Roads, Bridges and Streets* is part of the Local Highway Finance Report sent to the State of Colorado (the "State").

The County uses fund accounting to ensure compliance with finance-related legal requirements. The County adopts annual appropriated budgets for all its funds in accordance with the requirements of the State of Colorado Budget Law. Budgetary comparison schedules have been provided to demonstrate compliance and can be found in sections E and F of this report.

Government-wide Financial Analysis:

As previously mentioned, the government-wide financial statements are designed to provide readers with a broad overview and long-term analysis of the County's finances, in a manner similar to a private-sector business. The following graph shows the County's net position for 2018 and 2017:

Yuma County's Net Position:

| | Governmental Activities | |
|---|------------------------------------|-------------------|
| | 2018 | 2017 |
| Assets: | | |
| Current and other assets | \$ 28,709,119 | 28,665,133 |
| Capital assets, net | 32,017,308 | 32,501,108 |
| Total Assets | 60,726,427 | 61,166,241 |
| Deferred Outflows of Resources: | | |
| Deferred charges | 181,724 | 218,069 |
| Total Deferred Outflows of Resources | 181,724 | 218,069 |
| Liabilities: | | |
| Other liabilities | 2,995,555 | 3,376,047 |
| Long-term liabilities | 9,206,137 | 10,128,053 |
| Total Liabilities | 12,201,692 | 13,504,100 |
| Deferred Inflows of Resources: | | |
| Unavailable revenue | 6,574,232 | 6,445,808 |
| Total Deferred Inflows of Resources | 6,574,232 | 6,445,808 |
| Net Position: | | |
| Net investment in capital assets | 23,616,288 | 23,111,658 |
| Restricted | 968,401 | 904,173 |
| Unrestricted | 17,547,538 | 17,418,571 |
| Total Net Position | \$ 42,132,227 | 41,434,402 |

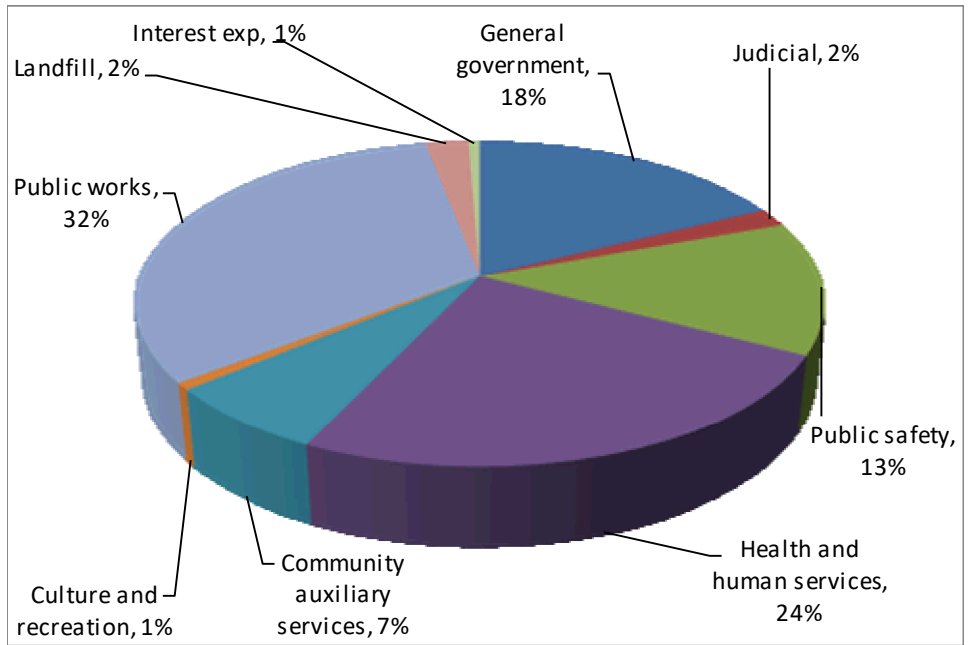
Traditionally, the largest portion of any county investments is in its capital assets: land, water rights, buildings and improvements, equipment, machinery, and specialized tools necessary to deliver and/or provide services to the residents. Capital assets of the County account for 53% of its total assets; these assets are not an available source of payment of future spending.

The County's net position increased \$697,825 during the current fiscal year. This increase is mostly attributable to increased property taxes and highway users' taxes offset by the decrease in expenses.

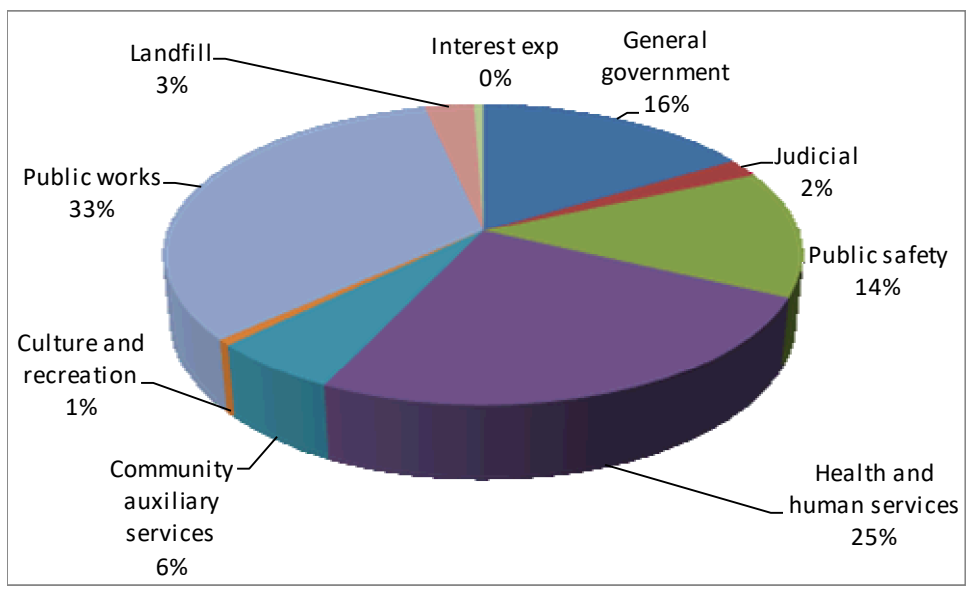
Yuma County's Governmental Activities

| | Governmental Activities | |
|---|------------------------------------|-------------------|
| | 2018 | 2017 |
| Revenues: | | |
| Program revenues: | | |
| Charges for services | \$ 1,598,948 | 1,590,886 |
| Grants and contributions | 3,430,629 | 4,708,245 |
| General revenues: | | |
| Property taxes | 6,461,820 | 6,274,932 |
| Specific ownership taxes | 644,294 | 661,511 |
| Highway users tax | 3,555,075 | 3,093,849 |
| Interest & other revenue | 500,535 | 726,694 |
| Total Revenues | 16,191,301 | 17,056,117 |
| Expenses: | | |
| General government | 2,538,780 | 2,797,517 |
| Judicial | 303,846 | 288,682 |
| Public safety | 2,125,221 | 2,110,556 |
| Health and human services | 3,876,030 | 3,879,214 |
| Community auxiliary services | 879,076 | 1,085,512 |
| Culture and recreation | 97,690 | 111,072 |
| Public works | 5,135,658 | 5,147,470 |
| Landfill | 451,167 | 375,679 |
| Interest expense | 86,008 | 100,493 |
| Total Expenses | 15,493,476 | 15,896,195 |
| Change in Net Position | 697,825 | 1,159,922 |
| Net Position - Beginning of Year | 41,434,402 | 40,274,480 |
| Net Position - End of Year | \$ 42,132,227 | 41,434,402 |

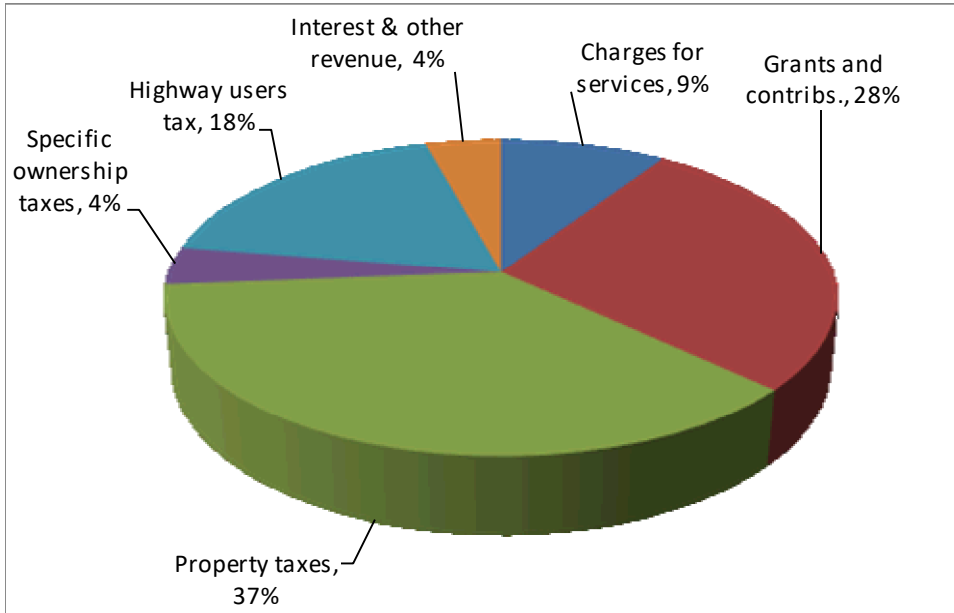
The following graph depicts the County's 2017 expenses:



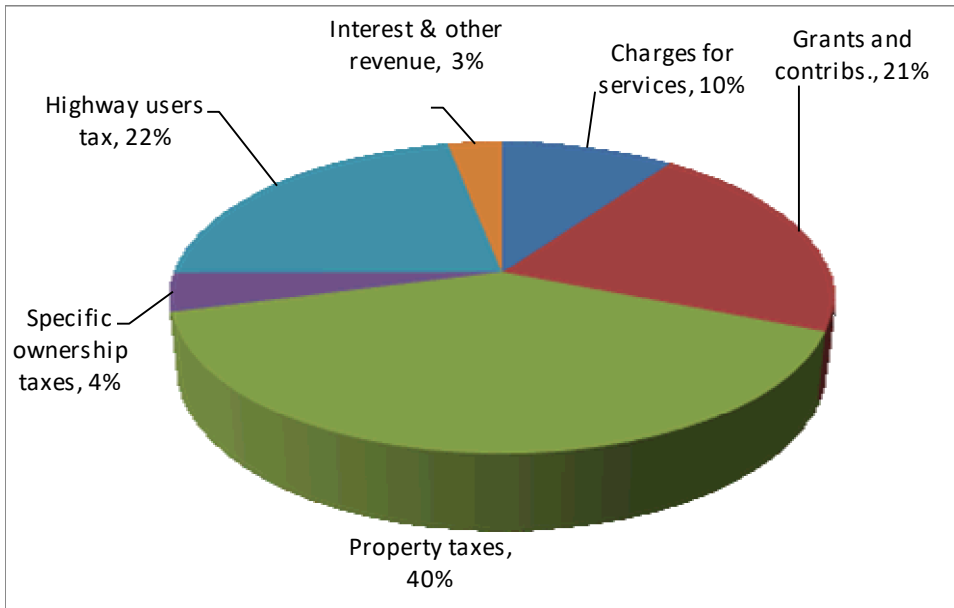
The following graph depicts the County's 2018 expenses:



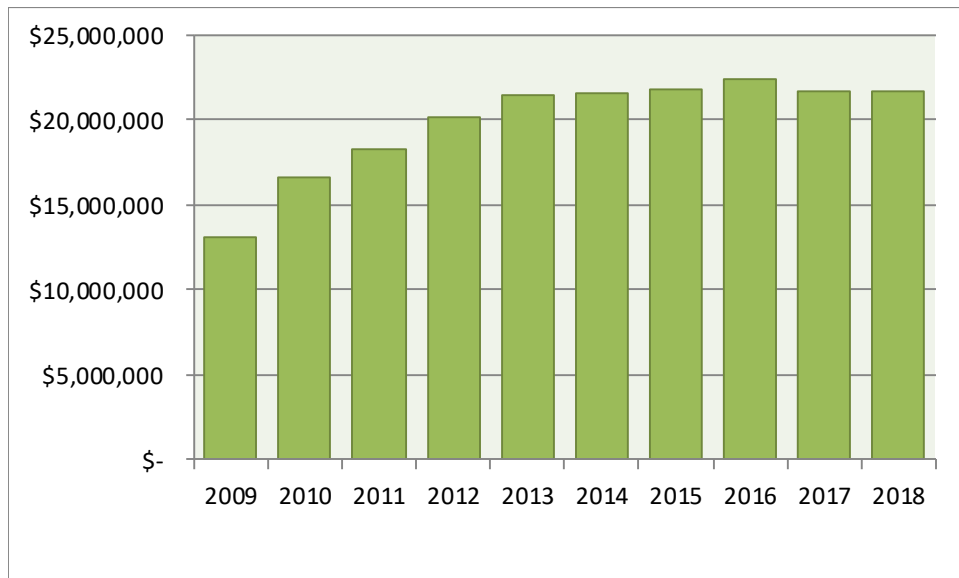
The following graph shows the County's 2017 revenue sources:



The following graph shows the County's 2018 revenue sources:



The graph below shows the County's total actual combined fund balances for fiscal years 2009 through 2018.



Next Year's Budget and Rates:

The County's General Fund balance at the end of fiscal year 2018 was \$9,655,289. A reserve is necessary to start the year and provide basic services to the residents and visitors of the County. A minimum reserve at the year-end on which to operate a minimum of three months or 25% is considered necessary, for the majority of the property tax revenue is received in April of each year. The County had a General Fund balance of 157% of 2018 expenditures of \$6,163,109.

Budget Variances:

The County was required to amend the budgets of various funds for the current fiscal year. General Fund departments received a budgetary increase totaling \$56,775 to cover general operating expenditures over the original budgeted amounts. Departments receiving budgetary increases were the Office of Emergency Management, the Veterans' Office and the County Fair along with an increase of inter-fund transfers to the Separation of Employment and Emergency Reserve (combined with the General Fund) funds.

The details of the individual departments of the General Fund and other fund budgets can be found in Sections E and F of this report.

Capital Assets and Debt Administration:

During the current fiscal year, the County purchased heavy equipment, made improvements to various buildings and County infrastructure. A detailed description of this and other capital assets additions, capital asset disposals, and depreciation expense is included in the Notes to the Financial Statements. During 2018, net capital assets of the County decreased by a net of \$483,800.

As of the end of the current fiscal year, the County's total long-term liabilities decreased by \$921,916; this decrease was mainly the result of principal payments on General Obligation debt and a note payable. A detailed description of the County's long-term liabilities is included in the Notes to the Financial Statements.


Next Year's Budget:

During the current fiscal year, fund balance in the General Fund decreased to \$9,655,289 and the special revenue funds increased to \$10,091,868. The County anticipates the General fund and the Grant fund will use \$95,273 and \$220,568, respectively, of beginning fund balance during 2019. In 2019 the County anticipates no change in fund balances for the remaining funds.

Request for Information:

This financial report is designed to provide a general overview of the County's finances for all those with an interest. Questions concerning any of the information provided in this report or requests for additional financial information should be addressed to the Yuma County Administrative Office, 310 Ash Street, Suite A, Wray, Colorado 80758.

GOVERNMENT-WIDE FINANCIAL STATEMENTS



Yuma County, Colorado
Statement of Net Position
December 31, 2018

| | Primary Governmental Activities | Component Unit Yuma County Water Authority |
|---|--|---|
| Assets: | | |
| Cash and investments | 21,303,405 | 324,143 |
| Receivables, net: | | |
| Taxes | 6,574,232 | - |
| Accounts | 65,518 | - |
| Due from other governments | 489,093 | - |
| Inventory | 276,871 | - |
| Capital assets not being depreciated: | | |
| Land | 563,654 | 739,564 |
| Water rights | 20,139,000 | - |
| Depreciable capital assets | 36,686,282 | - |
| Accumulated depreciation | (25,371,628) | - |
| Total Assets | 60,726,427 | 1,063,707 |
| Deferred Outflows of Resources: | | |
| Deferred charge on refunding | 181,724 | - |
| Total Deferred Outflows of Resources | 181,724 | - |
| Liabilities: | | |
| Accounts payable | 159,185 | 3,558 |
| Accrued interest payable | 79,692 | - |
| Advanced Water Lease Revenue | 2,500,000 | - |
| Unavailable revenue - other | 256,678 | - |
| Compensated absences: | | |
| Due in more than one year | 397,055 | - |
| Notes payable: | | |
| Due within one year | 477,873 | - |
| Due in more than one year | 5,261,824 | - |
| Bonds payable: | | |
| Due in more than one year | 530,000 | - |
| Due in more than one year | 2,131,323 | - |
| Landfill post closure liability | 408,062 | - |
| Total Liabilities | 12,201,692 | 3,558 |
| Deferred Inflows of Resources: | | |
| Unavailable revenue - property taxes | 6,574,232 | - |
| Total Deferred Inflow of Resources | 6,574,232 | - |
| Net Position: | | |
| Net investment in capital assets | 23,616,288 | 739,564 |
| Restricted for: | | |
| Emergencies | 462,000 | 4,000 |
| Other purposes | 506,401 | - |
| Unrestricted | 17,547,538 | 316,585 |
| Total Net Position | 42,132,227 | 1,060,149 |


The accompanying notes are an integral part of these financial statements.

Yuma County, Colorado
Statement of Activities
For the Year Ended December 31, 2018

| | Primary Government | | | | Net (Expense) Revenue and Changes in Net Position | Component Units | |
|---|--------------------|-------------------------|--|--|--|----------------------------|--------------------------------|
| | Expenses | Charges for Services | Program Revenues | | | Governmental Activities | Yuma County Water Authority |
| | | | Operating Grants and Contributions | Capital Grants and Contributions | | | |
| Functions/Programs: | | | | | | | |
| Governmental activities: | | | | | | | |
| General government | 2,538,780 | 836,202 | 16,599 | 16,000 | (1,669,979) | | |
| Judicial | 303,846 | - | 86,501 | - | (217,345) | | |
| Public safety | 2,125,221 | 55,556 | 157,584 | 1,466 | (1,910,615) | | |
| Health and human services | 3,876,030 | - | 2,896,461 | - | (979,569) | | |
| Community auxiliary services | 879,076 | 367,356 | 13,200 | - | (498,520) | | |
| Culture and recreation | 97,690 | - | 39,691 | - | (57,999) | | |
| Public works | 5,135,658 | 26,836 | 43,490 | 159,637 | (4,905,695) | | |
| Landfill | 451,167 | 312,998 | - | - | (138,169) | | |
| Interest expense | 86,008 | - | - | - | (86,008) | | |
| Total Primary Government | <u>15,493,476</u> | <u>1,598,948</u> | <u>3,253,526</u> | <u>177,103</u> | <u>(10,463,899)</u> | | |
| Component Units: | | | | | | | |
| Yuma County Water Authority | 55,249 | 29,413 | 80,830 | - | | 54,994 | |
| Total Component Units | <u>55,249</u> | <u>29,413</u> | <u>80,830</u> | <u>-</u> | | <u>54,994</u> | |
| General Revenues: | | | | | | | |
| Taxes: | | | | | | | |
| Property tax, levied for general purposes | | | | | 5,353,581 | - | |
| Property tax, levied for debt service | | | | | 1,108,239 | - | |
| Specific ownership tax | | | | | 644,294 | - | |
| Highway user tax | | | | | 3,555,075 | - | |
| Other taxes | | | | | 168,334 | - | |
| Investment earnings | | | | | 302,023 | - | |
| Gain on sale of assets | | | | | (80,378) | - | |
| Grants and contributions not restricted by programs | | | | | 110,556 | - | |
| Total General Revenues | | | | | <u>11,161,724</u> | <u>-</u> | |
| Change in Net Position | | | | | 697,825 | 54,994 | |
| Net Position - Beginning of Year | | | | | <u>41,434,402</u> | <u>1,005,155</u> | |
| Net Position - End of Year | | | | | <u>42,132,227</u> | <u>1,060,149</u> | |

The accompanying notes are an integral part of these financial statements.

FUND FINANCIAL STATEMENTS



Yuma County, Colorado
Balance Sheets
Governmental Funds
December 31, 2018

| | <u>General</u> | <u>Road and Bridge</u> | <u>Human Services</u> | <u>Grant</u> | <u>Water Authority Public Imp. District</u> | <u>Non-major Governmental Funds</u> | <u>Total Governmental Funds</u> |
|---|--------------------------|----------------------------|---------------------------|----------------------|---|---|---|
| Assets: | | | | | | | |
| Cash and investments | 9,665,816 | 6,564,395 | 657,293 | 53,903 | 602,777 | 3,759,221 | 21,303,405 |
| Taxes receivable | 4,185,243 | 633,839 | 250,628 | - | 1,128,580 | 375,942 | 6,574,232 |
| Accounts receivable | 59,878 | - | - | - | - | 5,640 | 65,518 |
| Due from other governments | - | 363,846 | 81,381 | 21,834 | 11,101 | 10,931 | 489,093 |
| Inventory | - | 276,871 | - | - | - | - | 276,871 |
| Total Assets | <u><u>13,910,937</u></u> | <u><u>7,838,951</u></u> | <u><u>989,302</u></u> | <u><u>75,737</u></u> | <u><u>1,742,458</u></u> | <u><u>4,151,734</u></u> | <u><u>28,709,119</u></u> |
| Liabilities: | | | | | | | |
| Accounts payable | 70,405 | 8,520 | - | - | - | 80,260 | 159,185 |
| Unavailable revenue - other | - | - | 207,651 | 49,027 | - | - | 256,678 |
| Total Liabilities | <u><u>70,405</u></u> | <u><u>8,520</u></u> | <u><u>207,651</u></u> | <u><u>49,027</u></u> | <u><u>-</u></u> | <u><u>80,260</u></u> | <u><u>415,863</u></u> |
| Deferred Inflows of Resources: | | | | | | | |
| Unavailable revenue - property taxes | 4,185,243 | 633,839 | 250,628 | - | 1,128,580 | 375,942 | 6,574,232 |
| Total Deferred Inflow of Resources | <u><u>4,185,243</u></u> | <u><u>633,839</u></u> | <u><u>250,628</u></u> | <u><u>-</u></u> | <u><u>1,128,580</u></u> | <u><u>375,942</u></u> | <u><u>6,574,232</u></u> |
| Fund Balances: | | | | | | | |
| Nonspendable | - | 276,871 | - | - | - | - | 276,871 |
| Restricted | 462,000 | 145,211 | - | 26,710 | - | 334,480 | 968,401 |
| Committed | 2,575,248 | 6,774,510 | 531,023 | - | 613,878 | 3,361,052 | 13,855,711 |
| Assigned | 6,618,041 | - | - | - | - | - | 6,618,041 |
| Total Fund Balances | <u><u>9,655,289</u></u> | <u><u>7,196,592</u></u> | <u><u>531,023</u></u> | <u><u>26,710</u></u> | <u><u>613,878</u></u> | <u><u>3,695,532</u></u> | <u><u>21,719,024</u></u> |
| Total Liabilities, Deferred Inflows of Resources and Fund Balances | <u><u>13,910,937</u></u> | <u><u>7,838,951</u></u> | <u><u>989,302</u></u> | <u><u>75,737</u></u> | <u><u>1,742,458</u></u> | <u><u>4,151,734</u></u> | <u><u>28,709,119</u></u> |

The accompanying notes are an integral part of these financial statements.

Yuma County, Colorado
Reconciliation of Fund Balance to Statement of Net Position
Governmental Funds
December 31, 2018

Amounts reported for governmental activities in the Statement of Net Assets are different because:

| | |
|--|--------------------------|
| Total Fund Balance on Governmental Funds | 21,719,024 |
| Capital assets used in governmental activities are not financial resources and therefore, are not reported in the funds. This represents the County's capital assets at cost. | 57,388,936 |
| Accumulated depreciation on capital assets are recorded on the government wide financial statements to charge the cost of the asset over its estimated useful life. | (25,371,628) |
| Deferred outflows are not available for current period expenditures and therefore, are not reported in the funds. This represents the County's deferred charges on refunding. | 181,724 |
| Rent revenue for governmental funds is recognized when measurable and available. However, in the Statement of Activities, rent revenue is recognized over the term of the lease. This represents the amount of advanced water lease revenue. | (2,500,000) |
| Long-term liabilities are not due and payable in the current period and therefore, are not reported in the funds. This represents the County's compensated absences at year end. | (397,055) |
| Long-term liabilities are not due and payable in the current period and therefore are not reported in the funds. This represents the County's accrued interest at year end. | (79,692) |
| Long-term liabilities are not due and payable in the current period and therefore, are not reported in the funds. This represents the County's notes payable at year end. | (5,739,697) |
| Long-term liabilities are not due and payable in the current period and therefore, are not reported in the funds. This represents the County's bonds payable at year end. | (2,661,323) |
| Long-term liabilities are not due and payable in the current period and therefore, are not reported in the funds. This represents the County's landfill closure and post closure liability at year end. | <u>(408,062)</u> |
| Net Position of Governmental Activities | <u><u>42,132,227</u></u> |

The accompanying notes are an integral part of these financial statements.

Yuma County, Colorado
Statement of Revenues, Expenditures and Changes in Fund Balances
Governmental Funds
December 31, 2018

| | General | Road and Bridge | Human Services | Grant | Water Authority Public Imp. District | Non-major Governmental Funds | Total Governmental Funds |
|--|-------------------|--------------------|-------------------|----------------|--|------------------------------------|--------------------------------|
| Revenues: | | | | | | | |
| Taxes | 4,119,215 | 1,264,096 | 246,945 | - | 1,233,360 | 367,619 | 7,231,235 |
| Intergovernmental revenue | 167,735 | 3,752,823 | 2,896,461 | 122,304 | - | 94,521 | 7,033,844 |
| Charges for services | 903,693 | 26,836 | - | - | - | 335,502 | 1,266,031 |
| Permits and licenses | 5,480 | 9,500 | - | - | - | - | 14,980 |
| Investment income | 296,519 | - | - | - | - | 5,504 | 302,023 |
| Miscellaneous | 96,817 | 33,145 | - | 5,278 | 1,030 | 31,467 | 167,737 |
| Total Revenues | 5,589,459 | 5,086,400 | 3,143,406 | 127,582 | 1,234,390 | 834,613 | 16,015,850 |
| Expenditures: | | | | | | | |
| General government | 2,034,920 | - | - | 36,346 | - | 448,656 | 2,519,922 |
| Judicial | 217,345 | - | - | 86,501 | - | - | 303,846 |
| Public safety | 2,364,477 | - | - | 1,550 | - | 159,743 | 2,525,770 |
| Culture and recreation | - | - | - | - | - | 106,202 | 106,202 |
| Public works | - | 4,466,226 | - | - | - | 541,738 | 5,007,964 |
| Health and human services | 104,629 | - | 3,212,961 | - | - | - | 3,317,590 |
| Community auxiliary services | 651,791 | - | - | 3,185 | 33,852 | - | 688,828 |
| Landfill | - | - | - | - | - | 346,936 | 346,936 |
| Debt service: | | | | | | | |
| Principal | - | - | - | - | 972,357 | - | 972,357 |
| Interest | - | - | - | - | 213,309 | - | 213,309 |
| Total Expenditures | 5,373,162 | 4,466,226 | 3,212,961 | 127,582 | 1,219,518 | 1,603,275 | 16,002,724 |
| Excess (Deficiency) of Revenues Over Expenditures | 216,297 | 620,174 | (69,555) | - | 14,872 | (768,662) | 13,126 |
| Other Financing Sources (Uses): | | | | | | | |
| Transfers in | - | - | - | - | - | 1,250,947 | 1,250,947 |
| Transfers (out) | (789,947) | - | - | - | - | (461,000) | (1,250,947) |
| Insurance recoveries | - | - | - | - | - | 23,314 | 23,314 |
| Sale of assets | 1,700 | - | - | - | - | - | 1,700 |
| Total Other Financing Sources (Uses) | (788,247) | - | - | - | - | 813,261 | 25,014 |
| Net Change in Fund Balance | (571,950) | 620,174 | (69,555) | - | 14,872 | 44,599 | 38,140 |
| Fund Balances - Beginning of Year | 10,227,239 | 6,576,418 | 600,578 | 26,710 | 599,006 | 3,650,933 | 21,680,884 |
| Fund Balances - End of Year | 9,655,289 | 7,196,592 | 531,023 | 26,710 | 613,878 | 3,695,532 | 21,719,024 |

The accompanying notes are an integral part of these financial statements.

Yuma County, Colorado
Reconciliation of the Statement of Revenues, Expenditures and Changes
in Fund Balances of Governmental Funds to the Statement of Activities
December 31, 2018

Amounts reported for governmental activities in the Statement of Activities are different because:

| | | | |
|--|--|-------------|-----------|
| Net Change in Fund Balances of Governmental Funds | | | 38,140 |
| | Governmental funds report the effect of premiums and discounts when the debt is first issued, whereas these amounts are deferred and amortized in the Statement of Activities. The following amounts represent the net effect of these differences in the treatment of long-term debt and related items: | | |
| | Premium on bonds issued | | 16,073 |
| | Rent revenue for governmental funds is recognized when measurable and available. However, in the Statement of Activities, rent revenue is recognized over the term of the lease. This represents the net effect of the difference in the treatment of this lease revenue. | | 250,000 |
| | Governmental funds report capital outlays as expenditures. However, in the Statement of Activities, the cost of those assets is allocated over their estimated useful lives as depreciation expense. | | |
| | Donated assets | 5,500 | |
| | Capital outlay | 1,425,023 | |
| | Depreciation expense | (1,832,246) | (401,723) |
| | Governmental funds report asset sales if proceeds are received. The government wide financial statements report the sale of capital assets at the proceeds less the book value of the assets. Thus, the change in net position differs from the change in fund balance by the cost of the capital assets sold. | | (82,078) |
| | Some expenses reported in the Statement of Activities do not require the use of current financial resources and therefore, are not reported as expenditures in governmental funds. | | |
| | Change in landfill closure and post closure liability | (84,818) | |
| | Change in accrued interest payable | 7,914 | |
| | Amortization | (36,345) | |
| | Change in accrued compensated absences | 18,305 | (94,944) |
| | Repayment of debt obligations are expenditures in the governmental funds, but the repayment reduces long-term liabilities in the Statement of Net Position. This is the amount of repayments. | | 972,357 |
| | Change in Net Position of Governmental Activities | | 697,825 |


The accompanying notes are an integral part of these financial statements.

Yuma County, Colorado
Statement of Fiduciary Net Position
Fiduciary Funds
December 31, 2018

| | <u>County Treasurer</u> | <u>Public Trustee</u> | <u>Employees' Section 125 Plan</u> | <u>Sheriff's Commissary and Trust</u> | <u>Payroll Clearing</u> | <u>Fair</u> | <u>Golden Plains Extension Service</u> | <u>Scholarship</u> | <u>Total</u> |
|--------------------------|-----------------------------|---------------------------|--|---|-----------------------------|---------------|--|--------------------|------------------|
| Assets: | | | | | | | | | |
| Cash and investments | 1,538,617 | 3,502 | 12,375 | 26,901 | 2,734 | 13,673 | 49,864 | 5,730 | 1,653,396 |
| Accounts receivable | - | - | - | - | 47,517 | - | - | - | 47,517 |
| Total Assets | <u>1,538,617</u> | <u>3,502</u> | <u>12,375</u> | <u>26,901</u> | <u>50,251</u> | <u>13,673</u> | <u>49,864</u> | <u>5,730</u> | <u>1,700,913</u> |
| Liabilities: | | | | | | | | | |
| Due to other governments | 1,179,959 | - | - | - | - | - | - | - | 1,179,959 |
| Due to inmates | - | - | - | 26,901 | - | - | - | - | 26,901 |
| Due to fiduciary funds | 358,658 | - | - | - | - | - | - | - | 358,658 |
| Due to others | - | 3,502 | 12,375 | - | 50,251 | 13,673 | 49,864 | 5,730 | 135,395 |
| Total Liabilities | <u>1,538,617</u> | <u>3,502</u> | <u>12,375</u> | <u>26,901</u> | <u>50,251</u> | <u>13,673</u> | <u>49,864</u> | <u>5,730</u> | <u>1,700,913</u> |

The accompanying notes are an integral part of these financial statements.

NOTES TO THE FINANCIAL STATEMENTS



Yuma County, Colorado
Notes to the Financial Statements
December 31, 2018

I. Summary of Significant Accounting Policies

Yuma County (the “County”) was formed in 1889 and is a statutory county located in eastern Colorado. An elected Board of Commissioners is responsible for setting policy, appointing administrative personnel and adopting an annual budget in accordance with state statutes. The County’s major operations include administration, health and human services, police protection, road maintenance, and landfill operations.

The County’s financial statements are prepared in accordance with generally accepted accounting principles (“GAAP”). The Governmental Accounting Standards Board (“GASB”) is responsible for establishing GAPP for state and local governments through its pronouncements (Statements and Interpretations).

A. Reporting Entity

The reporting entity consists of (a) the primary government; i.e., the County, and (b) organizations for which the County is financially accountable. The County is considered financially accountable for legally separate organizations if it is able to appoint a voting majority of an organization's governing body and is either able to impose its will on that organization or there is a potential for the organization to provide specific financial benefits to, or to impose specific financial burdens on, the County. Consideration is also given to other organizations which are fiscally dependent; i.e., unable to adopt a budget, levy taxes, or issue debt without approval by the County. Organizations for which the nature and significance of their relationship with the County are such that exclusion would cause the reporting entity's financial statements to be misleading or incomplete are also included in the reporting entity.

The Yuma County Water Authority Public Improvement District (the “Water Authority Public Improvement District”) serves all of the citizens of the County and is governed by a board comprised of the County Commissioners. The Water Authority Public Improvement District was created to address an imminent threat to the economic viability of a significant area within Yuma County and to assist in the State of Colorado’s compliance with its obligations under a compact by purchasing surface water rights in the North Fork of the Republican River basin. The Water Authority Public Improvement District, a blended component unit, is reported as a special revenue fund.

The Yuma County Water Authority (the “Water Authority”) serves all of the citizens of the County and is governed by a board appointed by member jurisdictions, which include Yuma County, the City of Wray, the City of Yuma, and the Town of Eckley. The Water Authority was created to develop water resources, systems and facilities for the benefit of member jurisdictions. The Water Authority is reported as a discretely presented component unit.

Resource flows (except those that affect the statement of net position/balance sheet only, such as loans and repayments) between a primary government and its discretely presented component units are reported as external transactions—that is, as revenues and expenses. Resource flows between the primary government and blended component units are classified as interfund transactions in the financial statements.

Yuma County, Colorado
Notes to the Financial Statements
December 31, 2018
(Continued)

I. Summary of Significant Accounting Policies (continued)

B. Government-wide and Fund Financial Statements

The County's basic financial statements include both government-wide (reporting the County as a whole) and fund financial statements (reporting the County's major funds and aggregate non-major funds). Government-wide financial statements (i.e., the Statement of Net Position and the Statement of Activities) report information on all of the non-fiduciary activities of the County. Both of the government-wide financial statements categorize primary activities as either governmental or business-type. Governmental activities are normally supported by taxes and intergovernmental revenues. Business-type activities rely to a significant extent on fees and charges for support. The County does not have any business-type activities.

The Statement of Activities demonstrates the degree to which the direct expenses of a given function or segments are offset by program revenues. *Direct expenses* are those that are clearly identifiable with a specific function or segment. *Program revenues* included 1) charges to customers or applicants who purchase, use or directly benefit from goods, services or privileges provided by a given function or segment and 2) grants and contributions that are restricted to meeting the operational or capital requirements of a particular function or segment. Taxes and other items not properly included among program revenues are reported instead as *general revenues*.

Separate financial statements are provided for governmental funds and fiduciary funds, even though the latter are excluded from the government-wide financial statements. Major individual governmental funds are reported as separate columns in the fund financial statements.

C. Measurement Focus, Basis of Accounting, and Financial Statement Presentation

The government-wide financial statements are reported using the *economic resources measurement focus* and the *accrual basis of accounting*, as are the fiduciary fund financial statements. Revenues are recorded when earned and expenses are recorded when a liability is incurred, regardless of the timing of related cash flows. Property taxes are recognized as revenues in the year for which they are levied. Grants and similar items are recognized as revenue as soon as all eligibility requirements imposed by the provider have been met.

Governmental fund financial statements are reported using the *current financial resources measurement focus* and the *modified accrual basis of accounting*. Revenues are recognized as soon as they are both measurable and available. Revenues are considered to be *available* when they are collectible within the current period or soon enough thereafter to pay liabilities of the current period. For this purpose, the government considers revenues to be available if they are collected within 60 days of the end of the current fiscal period. Expenditures generally are recorded when a liability is incurred, as under accrual accounting. However, debt service expenditures, as well as expenditures related to compensated absences and claims and judgments, are recorded only when payment is due.

Yuma County, Colorado
Notes to the Financial Statements
December 31, 2018
(Continued)

I. Summary of Significant Accounting Policies (continued)

C. Measurement Focus, Basis of Accounting, and Financial Statement Presentation (continued)

Property taxes, sales taxes, franchise taxes, licenses, other government revenues and interest associated with the current fiscal period are all considered to be susceptible to accrual and so have been recognized as revenues of the current fiscal period. All other revenue items are considered to be measurable and available only when cash is received by the government.

The County reports the following major governmental funds:

The *General Fund* is the County's primary operating fund. It accounts for all financial resources of the County, except those required to be accounted for in another fund.

The *Road and Bridge Fund* accounts for the County's share of state revenues that are legally restricted for the maintenance of highways and roads within the County's boundaries and to account for property taxes and other revenues restricted for highway and road purposes.

The *Human Services Fund* administers the County's state and federal revenues that are restricted for the provision of health and human services to the residents of the County.

The *Grant Fund* is used to account for major grants received from state and federal sources.

The *Water Authority Public Improvement District Fund* accounts for the activities of this district, a blended component unit.

The County Reports the following additional fund type:

Fiduciary funds account for monies held on behalf of other governments in the Treasurer's and Clerk's offices; the Employee's Section 125 Plan Fund is held for County employees' health and welfare reimbursements; the Sheriff's Funds are held for inmates; the Public Trustee is a state statutorily mandated position whose financial transactions are independent of the County; and Payroll Clearing are held for other entities for which the County provides payroll services. The Fair is held for the Fair Board for transaction related to the annual Yuma County Fair. The Golden Plains Extension Service is held for the Colorado State University Extension. These agency funds are combined on the fiduciary fund financial statement.

As a general rule, the effect of interfund activity has been eliminated from the government-wide financial statements.

Yuma County, Colorado
Notes to the Financial Statements
December 31, 2018
(Continued)

I. Summary of Significant Accounting Policies (continued)

D. Financial Statement Accounts

1. Cash, Cash Equivalents, and Investments

The County Treasurer is responsible for central cash management for all funds, as well as other entities falling under its jurisdiction. Except for departmental petty cash, cash held for third parties (i.e., DHS Child Welfare), and cash held by separate legal entities which are included in the reporting entity, all cash is deposited with the Treasurer. The Treasurer invests this cash to achieve the best possible return on the investments. Interest revenue is allocated to funds as designated by the Board of County Commissioners.

Cash and cash equivalents include amounts in demand deposits as well as short-term investments with a maturity date within 3 months of the date acquired by the County.

Investments are stated at fair value, net asset value or amortized cost. The change in fair value of investments is recognized as an increase or decrease to investment assets and investment income.

The County's investment policy permits investments in the following type of obligations which corresponds with state statutes:

- U.S. Treasury Obligations (maximum maturity of 60 months)
- U.S. Agencies (maximum maturity of 60 months)
- Money Market Accounts
- Certificates of Deposit (maximum maturity of 60 months)
- Local Government Investment Pools

2. Receivables

Receivables are reported net of an allowance for uncollectible accounts.

3. Property Taxes

Property taxes are assessed in one year as a lien on the property, but not collected by the governmental unit until the subsequent year. In accordance with GAAP, the assessed but uncollected property taxes have been recorded as a receivable and as deferred inflow of resources.

4. Inventory

All inventories are valued at cost using the first-in / first-out (FIFO) method.

Yuma County, Colorado
Notes to the Financial Statements
December 31, 2018
(Continued)

I. Summary of Significant Accounting Policies (continued)

D. Financial Statement Accounts (continued)

5. Capital Assets

Capital assets, which include land, water rights, buildings, building improvements, equipment, vehicles, and infrastructure assets, are reported in the government-wide financial statements. Capital assets, other than infrastructure assets, are defined by the County as assets with an initial cost of \$5,000 or more and an estimated useful life in excess of two years. Infrastructure assets are capitalized when the asset has an initial cost of \$10,000 or more. Such assets are recorded at cost where historical records are available and at estimated historical costs where no historical records exist. Donated capital assets are recorded at estimated fair value at the date of donation.

The costs of normal maintenance and repairs that do not add to the value of the asset or materially extend asset lives are not capitalized. Improvements are capitalized and depreciated over the remaining useful lives of the related fixed assets, as applicable. Capital outlay for projects is capitalized as projects are constructed. Interest incurred during the construction phase is capitalized as part of the value of the assets.

Capital assets are depreciated using the straight-line method over the following estimated useful lives:

| <u>Assets</u> | <u>Years</u> |
|--|--------------|
| Land improvements | 15 |
| Buildings, improvements & infrastructure | 10-40 |
| Machinery, equipment and software | 3-10 |
| Vehicles | 5-7 |

6. Deferred Revenue

For governmental funds, deferred revenues arise when potential revenue does not meet both the “measurable” and “available” criteria for recognition in the current period.

7. Interfund Receivables and Payables

Balances at year-end between funds are reported as “due to / from other funds” in the fund financial statements. Residual balances are eliminated in the government-wide financial statements.

8. Compensated Absences

Vested or accumulated leave that is expected to be liquidated with expendable available financial resources is reported as an expenditure and a fund liability of the governmental fund that will pay it. Amounts of vested or accumulated personal leave that are not expected to be liquidated with expendable available financial resources are reported in the government-wide financial statements. In accordance with provisions of GASB No.16 *Accounting for Compensated Absences*, no liability is recorded for non-vesting accumulating rights.

Yuma County, Colorado
Notes to the Financial Statements
December 31, 2018
(Continued)

I. Summary of Significant Accounting Policies (continued)

D. Financial Statement Accounts (continued)

9. Long-term Debt

In the government-wide financial statements long-term debt is reported as a liability. Bond premiums and discounts are deferred and amortized over the life of the bonds using the bonds outstanding method. Bonds payable are reported net of the applicable bond premium or discount.

In the fund financial statements, governmental fund types recognize bond premiums and discounts, as well as debt issuance costs, during the current period. The face amount of the debt issued is reported as other financing sources. Premiums received on debt issuances are reported as other financing sources while discounts on debt issuances are reported as other financing uses. Issuance costs are reported as debt service expenditures in fund financial statements.

10. Deferred Outflows and Inflows of Resources

In addition to assets, the statement of financial position will sometimes report a separate section for deferred outflows of resources. This separate financial statement element, deferred outflows of resources, represents a consumption of net position that applies to a future period and so will not be recognized as an outflow of resources (expense / expenditure) until then. The County's deferred charge on refunding is reported in this category.

In addition to liabilities, the statement of financial position will sometimes report a separate section for deferred inflows of resources. This separate financial statement element, deferred inflows of resources, represents an acquisition of net position that applies to a future period and so will not be recognized as an inflow of resources (revenue) until that time. The County has only one type of items that qualify for reporting in this category. Accordingly, the item, unavailable property tax revenue is deferred and recognized as inflows of resources in the period that the amounts become available.

11. Interfund Transactions

Quasi-external transactions are accounted for as revenues, expenditures or expenses. Transactions that constitute reimbursements to a fund for expenditures or expenses initially made from it that are properly applicable to another fund, are recorded as expenditures or expenses in the reimbursing fund as a reduction of expenditures or expenses in the fund that is reimbursed. All other interfund transactions, except for quasi-external transactions and reimbursements, are reported as transfers.

Yuma County, Colorado
Notes to the Financial Statements
December 31, 2018
(Continued)

I. Summary of Significant Accounting Policies (continued)

D. Financial Statement Accounts (continued)

12. Categories and Classification of Fund Balance

Governmental accounting standards establish fund balance classifications that comprise a hierarchy based primarily on the extent to which a government is bound to observe constraints imposed upon the use of the resources reported in governmental funds. Fund balance classifications include Non-spendable, Restricted, Committed, Assigned, and Unassigned. These classifications reflect not only the nature of funds, but also provide clarity to the level of restriction placed upon fund balance. Fund Balance can have different levels of restraint, such as external versus internal compliance requirements. Unassigned fund balance is a residual classification within the General Fund. The General Fund should be the only fund that reports a positive unassigned balance. In all other funds, unassigned is limited to negative residual fund balance. For further details of the various fund balance classifications refer to Note III.G.

E. Significant Accounting Policies

1. Restricted and Unrestricted Resources

When both restricted and unrestricted resources are available for use, it is the County's policy to use restricted resources first, then unrestricted resources as they are needed.

2. Use of Estimates

The preparation of financial statements in conformity with GAAP requires the County's management to make estimates and assumptions that affect the reported amounts of assets and liabilities, the disclosure of contingent assets and liabilities at the date of the financial statements, and the reported amount of revenues and expenditures or expenses during the reported period. Actual results could differ from those estimates.

II. Stewardship, Compliance, and Accountability

A. Budgetary Information

Budgets are adopted on a basis consistent with generally accepted accounting principles, and Colorado statutes which require that all funds of the County be budgeted. Annual appropriations are adopted for all funds. Expenditures may not legally exceed appropriations at the fund level. All appropriations lapse at year-end.

As required by Colorado Statutes, the County followed the required timetable noted below in preparing, approving, and enacting its budget for 2018.

1. For the 2018 budget year, prior to August 25, 2017, the County Assessor was to have sent to the County a certified assessed valuation of all taxable property within the County's boundaries. The County Assessor may change the assessed valuation on or before December 10, 2017 only once by a single notification.

Yuma County, Colorado
Notes to the Financial Statements
December 31, 2018
(Continued)

II. Stewardship, Compliance, and Accountability (continued)

A. Budgetary Information (continued)

2. On or before October 15, 2017, the County Administrator submitted to the County Commissioners a recommended budget which detailed the necessary property taxes needed along with other available revenues to meet the County's operating requirements.
3. Prior to December 15, 2017, the County computed and certified to the County Commissioners a rate of levy that derived the necessary property taxes as computed in the proposed budget.
4. After a required publication of "Notice of Proposed Budget" and a public hearing, the County adopted the proposed budget and an appropriating resolution, which legally appropriated expenditures for the upcoming year.
5. After adoption of the budget resolution, the County may make the following changes: a) it may transfer appropriated money between funds; b) it may approve supplemental appropriations to the extent of revenues in excess of estimated revenues in the budget; c) it may approve emergency appropriations; and d) it may reduce appropriations for which originally estimated revenues are insufficient.

Taxes levied in one year are collected in the succeeding year. Thus, taxes certified in 2017 were collected in 2018 and taxes certified in 2018 will be collected in 2019. Taxes are due on January 1st in the year of collection; however, they may be paid in either one installment (no later than April 30th) or two equal installments (not later than February 28th and June 15th) without interest or penalty. Taxes that are not paid within the prescribed time bear interest at the rate of one percent (1%) per month until paid. Unpaid amounts and the accrued interest thereon become delinquent on June 16th.

During the year, supplemental appropriations were necessary. The budgetary comparison statements reflect the original budget and the final budget after legally authorized revisions were made.

B. TABOR Amendment

In November 1992, Colorado voters amended Article X of the Colorado Constitution by adding Section 20, commonly known as the Taxpayer's Bill of Rights ("TABOR"). TABOR contains revenue, spending, tax and debt limitations that apply to the State of Colorado and local governments. TABOR requires, with certain exceptions, advance voter approval for any new tax, tax rate increase, mill levy above that for the prior year, extension of any expiring tax, or tax policy change directly causing a net tax revenue gain to any local government.

Except for refinancing bonded debt at a lower interest rate or adding new employees to existing pension plans, TABOR requires advance voter approval for the creation of any multiple-fiscal year debt or other financial obligation unless adequate present cash reserves are pledged irrevocably and held for payments in all future fiscal years.

Yuma County, Colorado
Notes to the Financial Statements
December 31, 2018
(Continued)

II. Stewardship, Compliance, and Accountability (continued)

B. TABOR Amendment (continued)

TABOR also requires local governments to establish an emergency reserve to be used for declared emergencies only. Emergencies, as defined by TABOR, exclude economic conditions, revenue shortfalls, or salary or fringe benefit increases. These reserves are required to be 3% or more of fiscal year spending for fiscal years ending after December 31, 1995. Fiscal year spending excludes bonded debt service. The County has reserved a portion of the December 31, 2018 year-end fund balance in the General Fund for this purpose, in the amount \$462,000, which is the approximate required reserve. The Water Authority has restricted \$4,000 for this purpose at December 31, 2018.

On November 2, 2004, The County's electorate approved the following ballot question:

“Shall Yuma County be authorized to collect, retain, and spend all revenues and other funds collected from any sources, effective for taxes that are due January 1, 2005 and continuing thereafter, provided that Yuma County's property tax mill levy rate shall not be increased without voter approval; and shall the revenues be spent for County purposes as a voter approved revenue change and exception to the limits which would otherwise apply in Article X, Section 20 and including the limitations of C.R.S. 29-1-301.”

The County's management believes it is in compliance with the financial provisions of TABOR. However, TABOR is complex and subject to interpretation. Many of its provisions, including the interpretation of how to calculate fiscal year spending limits, will require judicial interpretation.

III. Detailed Notes on All Funds

A. Deposits and Investments

The County's deposits are entirely covered by federal depository insurance (“FDIC”) or by collateral held under Colorado's Public Deposit Protection Act (“PDPA”). The FDIC insures the first \$250,000 of the County's deposits at each financial institution. Deposit balances over \$250,000 are collateralized as required by PDPA. The carrying amount of the County's demand deposits was \$3,852,852 at year end.

Fair Value of Investments

The County measures and records its investments using fair value measurement guidelines established by generally accepted accounting principles. These guidelines recognize a three-tiered fair value hierarchy, as follows:

- *Level 1:* Quoted prices for identical investments in active markets;
- *Level 2:* Observable inputs other than quoted market prices; and,
- *Level 3:* Unobservable inputs.

Yuma County, Colorado
Notes to the Financial Statements
December 31, 2018
(Continued)

III. Detailed Notes on All Funds (continued)

A. Deposits and Investments (continued)

At December 31, 2018 the County had the following recurring fair value measurements:

| <u>Investments Measured at Fair Value</u> | <u>Fair Value Measurements Using</u> | | |
|--|--------------------------------------|----------------|----------------|
| | <u>Level 1</u> | <u>Level 2</u> | <u>Level 3</u> |
| US agencies | \$ 12,680,316 | \$ 12,680,316 | \$ - |
| Negotiable certificates of deposit | 2,265,906 | - | 2,265,906 |
| | | | |
| <u>Investments Measured at Amortized Cost</u> | | | |
| C-Safe | \$ 2,887,744 | | |
| | | | |
| <u>Investments Measured at Net Asset Value</u> | | | |
| Colotrust | \$ 1,594,126 | | |

Debt and equity securities classified in Level 1 are valued using prices quoted in active markets for those securities. Negotiable certificates of deposits classified in Level 2 are generally valued based upon a matrix or model pricing method. Debt and equity securities classified in Level 2 are valued using the following approaches:

- U.S. Treasuries, U.S. Agencies, and Commercial Paper: quoted prices for identical securities in markets that are not active;
- Corporate and Municipal Bonds: quoted prices for similar securities in active markets;
- Repurchase Agreements, Negotiable Certificates of Deposit, and Collateralized Debt Obligations: matrix pricing based on the securities' relationship to benchmark quoted prices;
- Money Market, Bond, and Equity Mutual Funds: published fair value per share (unit) for each fund.

Debt securities, namely collateralized debt obligations, if any, classified in Level 3 are valued using consensus pricing, management's estimate, and an appraisal service, where necessary.

The Investment Pool represents investments in COLOTRUST and C-SAFE. The fair value of the pool is determined by the pool's share price. The County has no regulatory oversight for the pool. At December 31, 2018, the County's investments in COLOTRUST and C-SAFE were 19% of the County's investment portfolio.

Interest Rate Risk. As a means of limiting its exposure to interest rate risk, the County diversifies its investments by security type and institution, and limits holdings in any one type of investment with any one issuer. The County coordinates its investment maturities to closely match cash flow needs and restricts the maximum investment term to less than five years from the purchase date. As a result of the limited length of maturities the County has limited its interest rate risk.

Yuma County, Colorado
Notes to the Financial Statements
December 31, 2018
(Continued)

III. Detailed Notes on All Funds (continued)

A. Deposits and Investments (continued)

Credit Risk. State law and County policy limit investments to those authorized by State statutes including U.S. agencies and 2a7-like pools. The County's general investment policy is to apply the prudent-person rule: Investments are made as prudent person would be expected to act, with discretion and intelligence, to seek reasonable income, preserve capital, and, in general, avoid speculative investments

Concentration of Credit Risk. The County diversifies its investments by security type and institution. Investments may only be made in those financial institutions which are insured or issued by the Federal Deposit Insurance Corporations, the Federal Home Mortgage Association, the Federal Savings and Loan Insurance Corporation, and Congressional authorized mortgage lenders and investments that are federally guaranteed. Financial institutions holding County funds must provide the County a copy of the certificate from the Banking Authority that states that the institution is an eligible public depository. At December 31, 2018, the County's investments in Fannie Mae, Federal Home Loan Bank, and Federal Farm Credit Bank, 19%, 25%, and 21% of the County's investment portfolio, respectively.

At December 31, 2018, unrealized gains or (losses) were (\$78,560) which reflects changes in the fair market value of investments. The County had the following cash and investments with the following maturities:

| | Standard & Poors Rating | Carrying Amounts | Less than one year | Less than five years |
|---------------------------|--|-----------------------------|-------------------------------|---------------------------------|
| <i>Deposits:</i> | | | | |
| Cash on hand | <i>Not Rated</i> | \$ 5,623 | \$ 5,623 | \$ - |
| Checking | <i>Not Rated</i> | 2,070,347 | 2,070,347 | - |
| Savings | <i>Not Rated</i> | 1,526,882 | 1,526,882 | - |
| Certificates of deposit* | <i>Not Rated</i> | 250,000 | - | 250,000 |
| <i>Investments:</i> | | | | |
| Pools | <i>AAAm</i> | 4,481,870 | 4,481,870 | - |
| Agencies | <i>AA+</i> | 12,680,316 | 11,295 | 12,669,021 |
| Certificates of deposit** | <i>Not Rated</i> | 2,265,906 | 299,561 | 1,966,345 |
| Total | | <u>\$ 23,280,944</u> | <u>\$ 8,395,578</u> | <u>\$ 14,885,366</u> |

*Non-negotiable

**Negotiable

Financial statement captions:

Cash and investments:

| | |
|-----------------------------|----------------------|
| Governmental funds | \$ 21,303,405 |
| Fiduciary funds | 1,653,396 |
| Yuma County Water Authority | 324,143 |
| Total | <u>\$ 23,280,944</u> |

Yuma County, Colorado
Notes to the Financial Statements
December 31, 2018
(Continued)

III. Detailed Notes on All Funds (continued)

B. Receivables

Receivables as of year-end for the County's funds are as follows. The County considers all receivables collectible and therefore, has not provided a reserve for uncollectible accounts receivable.

| | <u>General</u> | <u>Road and Bridge</u> | <u>Human Services</u> | <u>Grant</u> | <u>Water Authority Public Imp. District</u> | <u>Non-Major Funds</u> | <u>Grand Total</u> |
|------------------------|---------------------|----------------------------|---------------------------|------------------|---|----------------------------|------------------------|
| Receivables: | | | | | | | |
| Taxes | \$ 4,185,243 | \$ 633,839 | \$ 250,628 | \$ - | \$ 1,128,580 | \$ 375,942 | \$ 6,574,232 |
| Accounts | 59,878 | - | - | - | - | 5,640 | 65,518 |
| Intergovernmental | - | 363,846 | 81,381 | 21,834 | 11,101 | 10,931 | 489,093 |
| Net receivables | <u>\$ 4,245,121</u> | <u>\$ 997,685</u> | <u>\$ 332,009</u> | <u>\$ 21,834</u> | <u>\$ 1,139,681</u> | <u>\$ 392,513</u> | <u>\$ 7,128,843</u> |

C. Capital Assets

Capital asset activity for the year ended December 31, 2018 was as follows for the County:

| | <u>Beginning Balance</u> | <u>Increases</u> | <u>Decreases</u> | <u>Transfers</u> | <u>Ending Balance</u> |
|--|------------------------------|---------------------|--------------------|------------------|---------------------------|
| Governmental activities: | | | | | |
| Capital assets, not being depreciated: | | | | | |
| Land | \$ 532,983 | \$ 30,671 | \$ - | \$ - | \$ 563,654 |
| Water rights | 20,139,000 | - | - | - | 20,139,000 |
| Total capital assets, not being depreciated | <u>20,671,983</u> | <u>30,671</u> | <u>-</u> | <u>-</u> | <u>20,702,654</u> |
| Capital assets, being depreciated: | | | | | |
| Buildings and other improvements | 7,852,268 | 48,861 | - | - | 7,901,129 |
| Equipment | 11,341,373 | 896,973 | (551,793) | - | 11,686,553 |
| Infrastructure - Roads and bridges | 16,644,582 | 454,018 | - | - | 17,098,600 |
| Total capital assets being depreciated | <u>35,838,223</u> | <u>1,399,852</u> | <u>(551,793)</u> | <u>-</u> | <u>36,686,282</u> |
| Less accumulated depreciation for: | | | | | |
| Buildings and other improvements | (3,452,406) | (272,506) | - | - | (3,724,912) |
| Equipment | (8,310,035) | (821,477) | 469,715 | - | (8,661,797) |
| Infrastructure - Roads and bridges | (12,246,656) | (738,263) | - | - | (12,984,919) |
| Total accumulated depreciation | <u>(24,009,097)</u> | <u>(1,832,246)</u> | <u>469,715</u> | <u>-</u> | <u>(25,371,628)</u> |
| Total capital assets being depreciated, net | <u>11,829,126</u> | <u>(432,394)</u> | <u>(82,078)</u> | <u>-</u> | <u>11,314,654</u> |
| Governmental activities capital assets, net | <u>\$ 32,501,109</u> | <u>\$ (401,723)</u> | <u>\$ (82,078)</u> | <u>\$ -</u> | <u>\$ 32,017,308</u> |

Yuma County, Colorado
Notes to the Financial Statements
December 31, 2018
(Continued)

III. Detailed Notes on All Funds (continued)

C. Capital Assets (continued)

Capital asset activity for the past year was as follows for the Water Authority:

| | <u>Beginning Balance</u> | <u>Increases</u> | <u>Decreases</u> | <u>Ending Balance</u> |
|--|------------------------------|------------------|------------------|---------------------------|
| Governmental Activities - Component unit: | | | | |
| Capital assets, not being depreciated: | | | | |
| Water rights | \$ 739,564 | \$ - | \$ - | \$ 739,564 |
| Total capital assets, not being depreciated | <u>739,564</u> | <u>-</u> | <u>-</u> | <u>739,564</u> |
| Governmental activities capital assets - Component unit | | | | |
| | <u>\$ 739,564</u> | <u>\$ -</u> | <u>\$ -</u> | <u>\$ 739,564</u> |

Depreciation expense was charged to functions of the primary government as follows:

| | <u>Depreciation Expense</u> |
|---|---------------------------------|
| Governmental activities: | |
| General government | \$ 163,165 |
| Public safety | 137,999 |
| Health and human services | 97,004 |
| Community auxiliary services | 77,923 |
| Public works | 1,314,477 |
| Landfill | 41,678 |
| Total depreciation expense - governmental activities | <u>\$ 1,832,246</u> |

D. Interfund Receivables, Payables and Transfers

Transfers for 2018 were as follows:

| <u>Transferred from</u> | <u>Transferred to</u> | <u>Amount</u> | <u>Reason</u> |
|-------------------------|---|---------------------|--------------------------|
| General Fund | Landfill Fund | \$ 102,250 | Fund landfill operations |
| General Fund | Sheriff's Victim Assistance and Grant Fund | 13,000 | Fund grant costs |
| General Fund | Separation of employment | 30,000 | Fund retirement costs |
| General Fund | Capital Acquisition Fund | 644,697 | Fund capital outlay |
| Recreation Fund | Capital Acquisition Fund | 450,000 | Fund capital outlay |
| Landfill Fund | Capital Acquisition Fund | 6,000 | Land lease |
| Landfill Fund | Landfill Closure Fund | 5,000 | Fund closure costs |
| Total | | <u>\$ 1,250,947</u> | |

Yuma County, Colorado
Notes to the Financial Statements
December 31, 2018
(Continued)

III. Detailed Notes on All Funds (continued)

E. Operating Leases

The County is committed to leases for office equipment, computer systems and equipment and gravel. These leases are considered, for accounting purposes, to be operating leases, and therefore, the liability and the related assets have not been recorded on these financial statements

F. Long-term Liabilities

1. General Obligation Bonds, Series 2008

The Water Authority Public Improvement District, a blended component unit of the County, issued \$5,780,000 of general obligations bonds in 2008, the proceeds of which were used to acquire water rights. These bonds bear interest at annual rates ranging from 3.25% to 4.60%. Starting in 2010, principal payments ranging from \$100,000 to \$555,000 are due annually on December 1, through 2023. Starting in 2010, interest payments are due June 1 and December 1, through 2023.

The General Obligation Bonds, Series 2008 also bear supplemental interest for the period from the delivery of the bonds through the payment of supplemental interest registered coupons, which matured at \$225,000 on December 1, 2010.

These bonds constitute general obligations of the Water Authority Public Improvement District and were partially refunded in 2016 through the subsequent bond issue.

2. General Obligation Refunding Bonds, Series 2016

The Water Authority Public Improvement District, a blended component unit of the County, issued \$2,725,000 of general obligations bonds in 2016, the proceeds of which were used to acquire water rights. These bonds bear interest at annual rates of 2%. Principal and interest payments are due June 1 and December 1, through 2023.

These bonds constitute general obligations of the Water Authority Public Improvement District and are not refundable.

3. Colorado Water Conservation Board (“CWCB”) Note Payable

The Water Authority Public Improvement District entered into a loan agreement with the CWCB in 2008 in the amount of \$9,595,000, the proceeds of which were used to acquire water rights. This note bears interest at an annual rate of 2.25%. Starting in 2010, aggregate principal and interest payments of \$607,016 are due June 1, through 2029.

The loan constitutes a general obligation of the Water Authority Public Improvement District.

Yuma County, Colorado
Notes to the Financial Statements
December 31, 2018
(Continued)

III. Detailed Notes on All Funds (continued)

F. Long-term Liabilities (continued)

4. Compensated Absences

The County has a policy for the accumulation of personal leave payouts, subject to certain maximum limits. In accordance with GAAP, the County's approximate liability for personal leave and compensation time pay earned by employees at December 31, 2018 has been reflected in the government-wide financial statements. This liability is generally liquidated by the Separation of Employment Fund.

5. Landfill Closure Costs – Contingent Liability

State and federal laws and regulations require that the County place a final cover on its landfill when closed and perform certain maintenance and monitoring functions at the landfill site for thirty years after closure. In addition to operating expenses relating to current activities of the landfill, a liability provision is being recognized based on the future closure and post closure care. Closure and post closure care costs are recognized based on the amount of the landfill used during the year.

The estimated liability for landfill closure and post closure care costs has a balance of \$408,062 at December 31, 2018, which is based upon 35% usage (estimated percentage filled) of the landfill. It is estimated that an additional \$763,366 will be recognized as closure and post closure care expenses between the date of the balance sheet and 2080; the date the landfill is expected to be filled to capacity. The estimated total current cost of the landfill closure and post closure costs of \$1,171,428 is based on the amount that would be paid if all equipment, facilities, and services required to close, monitor, and maintain the landfill were acquired as of December 31, 2018. Closure and post closure costs are estimated to be \$682,583 and \$488,845, respectively. However, the actual costs of closure and post closure may be higher due to inflation, changes in technology, or changes in landfill laws and regulations.

The County is required by state and federal laws and regulations to provide adequate financial resources to pay for all closure and post closure care. The remaining portion of anticipated future inflation costs and additional costs that might arise from changes in post closure requirements (due to changes in technology or more rigorous environmental regulations, for example) may need to be covered by charges to future landfill users, taxpayers, or both.

Yuma County, Colorado
Notes to the Financial Statements
December 31, 2018
(Continued)

III. Detailed Notes on All Funds (continued)

F. Long-term Liabilities (continued)

6. Activity and Debt Service Schedules

Long-term liability activity for the year ended December 31, 2018, was as follows:

| | Balance January 1, 2018 | Additions | (Reductions) | Balance December 31, 2018 | Due Within One Year |
|---------------------------|--|------------------|-----------------------|--|--------------------------------|
| G.O. Bonds: | | | | | |
| Series 2008 | \$ 450,000 | \$ - | \$ (450,000) | \$ - | \$ - |
| Series 2016 | 2,670,000 | - | (55,000) | 2,615,000 | 530,000 |
| Premium on 2016 | 62,396 | - | (16,073) | 46,323 | - |
| Notes payable | 6,207,054 | - | (467,357) | 5,739,697 | 477,873 |
| Accrued comp. absences | 415,360 | - | (18,305) | 397,055 | - |
| Landfill closure | 323,244 | 84,818 | - | 408,062 | - |
| Total | \$ 10,128,054 | \$ 84,818 | \$ (1,006,735) | \$ 9,206,137 | \$ 1,007,873 |

Aggregate annual debt service requirements at December 31, 2018, are as follows:

| | Principal | Interest | Total |
|-----------------------|---------------------|-------------------|---------------------|
| 2019 | \$ 1,007,873 | \$ 181,443 | \$ 1,189,316 |
| 2020 | 1,028,625 | 160,091 | 1,188,716 |
| 2021 | 1,039,619 | 138,297 | 1,177,916 |
| 2022 | 1,070,860 | 116,256 | 1,187,116 |
| 2023 | 967,355 | 93,561 | 1,060,916 |
| 2024-2029 | 3,240,365 | 251,688 | 3,492,053 |
| | <u>8,354,697</u> | <u>\$ 941,336</u> | <u>\$ 9,296,033</u> |
| Add: Deferred amounts | | | |
| Premium on bonds | 46,323 | | |
| Total Debt | <u>\$ 8,401,020</u> | | |

Yuma County, Colorado
Notes to the Financial Statements
December 31, 2018
(Continued)

III. Detailed Notes on All Funds (continued)

G. Fund Balance

The County classifies governmental fund balances as follows:

Non-spendable - includes fund balance amounts that cannot be spent either because it is not in spendable form or because of legal or contractual requirements.

Spendable Fund Balance:

Restricted – includes fund balance amounts that are constrained for specific purposes which are externally imposed by providers, such as creditors or amounts constrained due to constitutional provisions or enabling legislation.

Committed – includes fund balance amounts that are constrained for specific purposes that are internally imposed by the government through formal action of the highest level of decision-making authority which is the County Commissioners. The County's original budget legislation begins with combining historical data, assessment of needs for the upcoming year and the County Commissioners' platform to review, and / or make changes to each department's budget. Before year end, a budgetary committee will meet again with each department for final review and approval of preliminary budget. The Budget is then formally presented to the County Commissioners via an advertised public process for their review, revisions and final approval by year end. All subsequent budget requests made during the year, after the County Commissioners approval, must be presented via a public process and again approval by the County Commissioners.

Assigned – includes spendable fund balance amounts that are intended to be used for specific purposes that are neither considered restricted or committed. Fund Balance may be assigned by the County Commissioners or its management designee.

Unassigned - includes residual positive fund balance within a general fund which has not been classified within the other above mentioned categories. Unassigned fund balance may also include negative balances for any governmental fund if expenditures exceed amounts.

The County uses restricted amounts to be spent first when both restricted and unrestricted fund balance is available unless there are legal documents / contracts that prohibit doing this, such as in grant agreements requiring dollar for dollar spending. The County does not have a formal minimum fund balance policy.

Yuma County, Colorado
Notes to the Financial Statements
December 31, 2018
(Continued)

III. Detailed Notes on All Funds (continued)

G. Fund Balance (continued)

Fund balance classifications are reported in the aggregate on the face of the balance sheet. The components of each classification are as follows:

| | <u>General</u> | <u>Road and Bridge</u> | <u>Human Services</u> | <u>Grant</u> | <u>Water Authority Public Imp. District</u> | <u>Other Governmental Funds</u> | <u>Total Governmental Funds</u> |
|--|---------------------|----------------------------|---------------------------|------------------|---|---|---|
| Nonspendable: | | | | | | | |
| Inventory | \$ - | \$ 276,871 | \$ - | \$ - | \$ - | \$ - | \$ 276,871 |
| Restricted: | | | | | | | |
| Constitutionally required emergency reserve | 462,000 | - | - | - | - | - | 462,000 |
| Road impact fees | - | 145,211 | - | - | - | - | 145,211 |
| Capital projects and purchases | - | - | - | 26,710 | - | - | 26,710 |
| Landfill closure costs | - | - | - | - | - | 118,846 | 118,846 |
| Culture and recreation | - | - | - | - | - | 144,605 | 144,605 |
| Public safety | - | - | - | - | - | 59,681 | 59,681 |
| Sheriff's Victim assist and grants | - | - | - | - | - | 11,348 | 11,348 |
| Committed: | | | | | | | |
| Accrued compensation | 228,604 | - | - | - | - | 104,079 | 332,683 |
| Water Purchases | 760,000 | - | - | - | 613,878 | - | 1,373,878 |
| Commitment for future projects | 1,586,644 | - | - | - | - | - | 1,586,644 |
| Maintenance and monitoring | - | 6,774,510 | - | - | - | - | 6,774,510 |
| Human services | - | - | 531,023 | - | - | - | 531,023 |
| Landfill costs | - | - | - | - | - | 232,908 | 232,908 |
| Culture and recreation | - | - | - | - | - | 709,133 | 709,133 |
| County insurance | - | - | - | - | - | 956,943 | 956,943 |
| Capital projects | - | - | - | - | - | 1,357,989 | 1,357,989 |
| Assigned: | | | | | | | |
| Budget assignments | 6,618,041 | - | - | - | - | - | 6,618,041 |
| Total | <u>\$ 9,655,289</u> | <u>\$ 7,196,592</u> | <u>\$ 531,023</u> | <u>\$ 26,710</u> | <u>\$ 613,878</u> | <u>\$ 3,695,532</u> | <u>\$ 21,719,024</u> |

Yuma County, Colorado
Notes to the Financial Statements
December 31, 2018
(Continued)

IV. Other Information

A. Employee Retirement Plans

1. Defined Contribution Pension Plan (401a)

Under a defined contribution pension plan, the benefits a participant will receive depend solely on the amount contributed to the participant's account plus the returns earned on investments of those contributions.

Participation is mandatory for all employees after one year of employment. Eligible employees contribute 5% of their base pay, and the County contributes 5% of their base pay. The plan has a five (5) year vesting period and is distributed upon an employee's separation from service, disability, or death. Forfeitures are used to fund employer contributions. Forfeitures for the fiscal year 2018 were \$26,647.

The contribution requirements of the retirement plan participants and the County are established, and may be amended, by the County Commissioners. During 2018, the County matched the employees' required employer contributions, which amounted to \$188,205. The County's total payroll for 2018 was \$4,886,743 and covered payroll was \$3,764,100. The plan is administered by the Colorado Counties Officers and Employees Retirement Association ("CCOERA").

As the County is not the trustee and does not administer the plan, the plan is not included in the financial statements. The County has no liability for losses under the plan but does have the duty of due care that would be required of an ordinary prudent investor.

2. Deferred Compensation Plan (Section 457)

The County offers its employees a deferred compensation plan created in accordance with Internal Revenue Code Section 457. The plan, available to all County employees, permits them to defer a portion of their salary until future years. The deferred compensation is not available to employees until separation from service or death.

The County has no liability for losses under the plan, does not administer the plan and is not the trustee of the plan; therefore, the plan is not included in the financial statements.

The plans deferral limit was \$18,500 in 2018 with a catchup provision of an additional \$6,000 for participants over 50.

Yuma County, Colorado
Notes to the Financial Statements
December 31, 2018
(Continued)

IV. Other Information (continued)

B. Cafeteria Plan

The County offers a cafeteria plan organized under Internal Revenue Code Section 125 that includes the following benefits: accident and/or term life insurance, health insurance premiums, unreimbursed health expense, and dependent day care reimbursement. No cost to the County is recognized, as the plan is a salary reduction plan.

C. Post-Employment Health Care Benefits

All County employees covered by COBRA insurance may continue their health insurance following a reduction in work hours or termination of employment. Employees who elect continued coverage must pay for premiums from the termination date of coverage and monthly thereafter. No cost to the County is recognized as participants make payments directly to the CTSI – County Health Pool for their premium cost.

D. Commitments and Contingencies

Amounts received or receivable from grantor agencies are subject to audit and adjustment by grantor agencies, principally the federal government. Any disallowed claims, including amounts already collected, may constitute a liability of the applicable funds. The amount, if any, of expenditures which may be disallowed by the grantor cannot be determined at this time although the County expects such amounts, if any, to be immaterial.

During the normal course of business, the County incurs claims and other assertions against it from various agencies and individuals. Management of the County believes that none of these claims or assertions is significant enough that they would materially affect the fairness of the presentation of the financial statements at December 31, 2018.

E. Risk Management

The County is exposed to various risks of loss related to workers' compensation; general liability; unemployment; torts; theft of, damage to, and destruction of assets; and errors and omissions. The County has acquired commercial coverage for these risks and claims, if any, are not expected to exceed the commercial insurance coverage. The County has also joined the following self-insurance pools to obtain insurance coverage. The pools are groups of other Colorado counties that have associated to obtain various types of insurance.

Yuma County, Colorado
Notes to the Financial Statements
December 31, 2018
(Continued)

IV. Other Information (continued)

E. Risk Management (continued)

The County is a member of the Colorado Counties Casualty and Property Pool (“CAPP”) and the County Worker’s Compensation Pool (“CWCP”). CAPP and CWCP have a legal obligation for claims against its members to the extent that funds are available in their annually established loss funds; amounts are available from insurance providers under excess specific and aggregate insurance contracts. Losses incurred in excess of loss funds are direct liabilities of the participating members. CAPP and CWCP have indicated that the amount of any excess losses would be billed to members in proportion to their contributions in the year such excess occurs, although they are not legally required to do so. The ultimate liability, if any, to the County resulting from claims not covered by CAPP and CWCP is not presently determinable. Management is of the opinion that the final outcome of such claims, if any, will not have a materially adverse effect on the County’s financial statements.

1. Colorado Counties Casualty and Property Pool

The County is exposed to various risks of loss related to property and casualty losses. The County joined together with other counties in the State of Colorado to form the Colorado Counties Casualty and Property Pool (“CAAP”), a public entity risk pool currently operating as a common risk management and insurance program for member counties. The County pays an annual contribution to CAPP for its property and casualty insurance coverage. The intergovernmental agreement of formation of CAPP provides that the Pool will be financially self-sustaining through member contributions and additional assessments, if necessary, and the Pool will purchase excess insurance through commercial companies for members’ claims in excess of a specified self-insured retention, which is determined each policy year.

2. County Workers’ Compensation Pool

The County is exposed to various risks of loss related to injuries of employees while on the job. As previously explained, the County joined together with other counties in the State of Colorado to form the CWCP, a public entity risk pool currently operating as a common risk management and insurance program for member counties.

The County pays an annual contribution to CWCP for its workers’ compensation insurance coverage. The intergovernmental agreement of formation of CWCP provides that the Pool will be financially self-sustaining through member contributions and additional assessments, if necessary, and the Pool will purchase excess insurance through commercial companies for members’ claims in excess of a specified self-insured retention, which is determined each policy year.

Yuma County, Colorado
Notes to the Financial Statements
December 31, 2018
(Continued)

IV. Other Information (continued)

F. Other Employee Benefits

The County utilizes the CTSI – County Health Pool to provide health insurance benefits. The County provides basic, major medical, life, voluntary dental and vision coverage to all full-time employees and their eligible dependents. The plan is funded by the County and employee contributions, and benefits are administered through the CTSI – County Health Pool.

G. Significant Taxpayers

Twenty seven percent (27%) of all County-wide property taxes were paid by ten taxpayers. The following are the top ten taxpayers in the County:

| <u>Name</u> | <u>Assessed Value</u> | <u>Tax Dollars</u> |
|---|-----------------------|---------------------|
| BNSF Railway Company | \$ 11,657,800 | \$ 868,096 |
| Tri-State Generation and Transmission Assn., Inc. | 9,336,300 | 708,462 |
| Overland Pass Pipeline Company, L.L.C. | 9,128,200 | 694,333 |
| Tallgrass Pony Express Pipeline, L.L.C. | 7,236,500 | 563,670 |
| Cheyenne Plains Gas Pipeline, Co. | 6,809,000 | 487,650 |
| Y-W Electric Association, Inc. | 6,587,500 | 486,904 |
| Rosewood Resources, Inc. | 5,797,990 | 422,027 |
| Own Resources Rockies, L.L.C. | 5,484,130 | 416,313 |
| Seaboard Farms, Inc. | 4,045,620 | 328,864 |
| Yuma Ethanol, L.L.C. | 4,106,400 | 282,738 |
| Totals | <u>\$ 70,189,440</u> | <u>\$ 5,259,057</u> |

H. Intergovernmental Agreements

1. W-Y Combined Communications Center

The W-Y Combined Communications Center (the “Center”) was formed by intergovernmental agreement to provide emergency and dispatch services to the public safety providers in the Washington and Yuma County area. During 2018, the following entities provided the financial support to the Center:

| | |
|---|-------------------|
| Yuma County | \$ 440,000 |
| Washington County | 220,000 |
| Washington-Yuma Counties E911 Authority | 40,000 |
| RETAC Coordinator | 102,373 |
| Total | <u>\$ 802,373</u> |

Yuma County, Colorado
Notes to the Financial Statements
December 31, 2018
(Continued)

IV. Other Information (continued)

H. Intergovernmental Agreements (continued)

1. W-Y Combined Communications Center (continued)

The following are the condensed, audited financial statements of the Center at December 31, 2018:

Statement of Net Position

Assets:

| | |
|----------------------|----------------|
| Current other assets | \$ 156,728 |
| Capital assets, net | 3,744 |
| Total Assets | 160,472 |

Deferred Outflows of Resources:

| | |
|---|----------------|
| Pension and OPEB related deferred outflows | 127,486 |
| Total Deferred Outflows of Resources | 127,486 |

Liabilities:

| | |
|--------------------------|----------------|
| Other liabilities | 13,897 |
| Long-term liabilities | 956,943 |
| Total Liabilities | 970,840 |

Deferred Inflows of Resources:

| | |
|--|----------------|
| Pension and OPEB related deferred inflows | 194,278 |
| Total Deferred Inflows of Resources | 194,278 |

Net Position:

| | |
|----------------------------------|---------------------|
| Net investment in capital assets | 3,744 |
| Unrestricted | (880,904) |
| Total Net Position | \$ (877,160) |

Statement of Activities:

Revenues:

| | |
|------------------------|----------------|
| Allocation governments | \$ 802,373 |
| Other | 128 |
| Total Revenues | 802,501 |

Expenditures:

| | |
|---------------------------|----------------|
| Salaries and benefits | 665,000 |
| Other | 234,310 |
| Total Expenditures | 899,310 |

| | |
|--|---------------------|
| Change in Net Position | (96,809) |
| Net Position - Beginning of Year - restated | (780,351) |
| Net Position - End of Year | \$ (877,160) |

Complete separate financial statements of the Center may be obtained from the County.

Yuma County, Colorado
Notes to the Financial Statements
December 31, 2018
(Continued)


IV. Other Information (continued)

H. Intergovernmental Agreements (continued)

2. Republican River Water Conservation District

The Yuma County Water Authority Public Improvement District, a blended component unit of the County, entered into an agreement with the Republican River Water Conservation District (the "Conservation District") in 2008 whereby the Water Authority Public Improvement District is leasing certain water rights to the Conservation District for \$5,000,000. The lease term is for twenty years and expires December 31, 2028. The related revenue was received by the Water Authority Public Improvement District in 2008. This revenue was recognized on the fund financial statements in 2008. However, for the government-wide financial statements, the revenue is recognized evenly over the twenty-year lease term. For the year ended December 31, 2018 the government-wide financial statements include earned revenue of \$250,000 and advanced water lease revenue of \$2,500,000.

REQUIRED SUPPLEMENTARY INFORMATION



Yuma County, Colorado
General Fund
Schedule of Revenues, Expenditures and Changes in Fund Balance
Budget (GAAP) Basis and Actual
For the Year Ended December 31, 2018
(With Comparative Actual Amounts for 2017)

| | 2018 | | | Final Budget Variance Positive (Negative) | 2017 |
|--|--------------------|--------------------|------------------|---|--------------------|
| | Original Budget | Final Budget | Actual | | Actual |
| Revenues: | | | | | |
| Taxes: | | | | | |
| General property taxes | 4,108,707 | 4,108,707 | 4,109,828 | 1,121 | 4,003,940 |
| Interest and delinquent taxes | 7,000 | 7,000 | 9,387 | 2,387 | (3,411) |
| Intergovernmental revenue: | | | | | |
| State sources | 89,001 | 89,001 | 105,772 | 16,771 | 116,185 |
| Federal sources | 32,463 | 32,463 | 61,963 | 29,500 | 45,599 |
| Charges for services | 877,600 | 877,600 | 903,693 | 26,093 | 927,855 |
| Licenses and permits | 3,900 | 3,900 | 5,480 | 1,580 | 6,615 |
| Investment income | 125,000 | 125,000 | 296,519 | 171,519 | 252,375 |
| Miscellaneous | 43,900 | 43,900 | 96,817 | 52,917 | 104,979 |
| Total Revenues | <u>5,287,571</u> | <u>5,287,571</u> | <u>5,589,459</u> | <u>301,888</u> | <u>5,454,137</u> |
| Expenditures: | | | | | |
| General government: | | | | | |
| Administrative | 150,150 | 150,150 | 127,931 | 22,219 | 123,764 |
| Commissioners | 559,000 | 559,000 | 529,053 | 29,947 | 546,803 |
| Attorney | 30,000 | 31,000 | 30,556 | 444 | 11,133 |
| Planning and zoning | 46,300 | 46,300 | 35,879 | 10,421 | 34,388 |
| County Clerk | 344,700 | 344,700 | 326,725 | 17,975 | 330,719 |
| County Treasurer | 226,200 | 226,200 | 206,741 | 19,459 | 200,826 |
| County Assessor | 374,700 | 374,700 | 340,426 | 34,274 | 362,106 |
| GIS mapping | 59,100 | 59,100 | 49,010 | 10,090 | 42,703 |
| Elections | 94,500 | 94,500 | 80,934 | 13,566 | 48,142 |
| Building maintenance | 332,249 | 332,249 | 265,571 | 66,678 | 303,961 |
| Drivers license | 53,550 | 53,550 | 35,303 | 18,247 | 51,911 |
| Information Technology | 5,000 | 5,000 | 3,353 | 1,647 | 1,540 |
| Assessor maps | 2,500 | 2,500 | 680 | 1,820 | 258 |
| Telephone | 4,100 | 4,100 | 2,758 | 1,342 | 3,749 |
| Judicial: | | | | | |
| District Attorney | 217,345 | 217,345 | 217,345 | - | 202,181 |
| Public Safety: | | | | | |
| Sheriff | 945,450 | 945,450 | 906,723 | 38,727 | 913,492 |
| Jail | 973,410 | 973,410 | 929,183 | 44,227 | 929,574 |
| Coroner | 59,950 | 59,950 | 53,958 | 5,992 | 56,935 |
| E-911 communications | 440,000 | 440,000 | 440,000 | - | 440,000 |
| Emergency preparedness | 33,525 | 35,000 | 34,613 | 387 | 30,923 |
| Health and Human Services: | | | | | |
| Northeast Colorado Health Department | 97,010 | 97,010 | 97,010 | - | 97,010 |
| Emergency medical services | 107,000 | 107,000 | 7,619 | 99,381 | 10,490 |
| Community Auxiliary Services: | | | | | |
| W-Y Communications tower | 1,000 | 1,000 | 576 | 424 | 658 |
| Irrigation research | 4,000 | 4,000 | 4,000 | - | 4,000 |
| Golden Plains Extension | 209,250 | 209,250 | 191,607 | 17,643 | 183,717 |
| Northeast Colorado Bookmobile | 30,800 | 30,800 | 30,800 | - | 30,000 |
| Veterans' Officer | 11,700 | 13,000 | 12,347 | 653 | 9,431 |
| County fair | 252,150 | 262,150 | 251,767 | 10,383 | 243,175 |
| County express | 24,457 | 24,457 | 24,457 | - | 36,045 |
| County economic development | 45,000 | 45,000 | 45,000 | - | 45,000 |
| Northeastern Colorado Association of Local Governments | 16,873 | 16,873 | 16,873 | - | 18,096 |
| Eastern CO Services for Developmentally Disabled | 24,149 | 24,149 | 24,149 | - | 22,524 |
| Water expenditures | 51,000 | 51,000 | 50,215 | 785 | 50,215 |
| Total Expenditures | <u>5,826,118</u> | <u>5,839,893</u> | <u>5,373,162</u> | <u>466,731</u> | <u>5,385,469</u> |
| Excess (Deficiency) of Revenues Over Expenditures | (538,547) | (552,322) | 216,297 | 768,619 | 68,668 |
| Other Financing Sources (Uses): | | | | | |
| Transfers (out) | (1,209,447) | (1,252,447) | (789,947) | 462,500 | (1,164,256) |
| Sale of assets | - | - | 1,700 | 1,700 | 2,487 |
| Total Other Financing Sources (Uses) | <u>(1,209,447)</u> | <u>(1,252,447)</u> | <u>(788,247)</u> | <u>464,200</u> | <u>(1,161,769)</u> |
| Net Change in Fund Balance | <u>(1,747,994)</u> | <u>(1,804,769)</u> | <u>(571,950)</u> | <u>1,232,819</u> | <u>(1,093,101)</u> |
| Fund Balances - Beginning of Year | | | 10,227,239 | | 11,320,340 |
| Fund Balances - End of Year | | | <u>9,655,289</u> | | <u>10,227,239</u> |

The accompanying notes are an integral part of these financial statements.

Yuma County, Colorado
Road and Bridge Fund
Schedule of Revenues, Expenditures and Changes in Fund Balance
Budget (GAAP) Basis and Actual
For the Year Ended December 31, 2018
(With Comparative Actual Amounts for 2017)

| | 2018 | | | Final Budget Variance Positive (Negative) | 2017 |
|--|--------------------|------------------|------------------|---|------------------|
| | Original Budget | Final Budget | Actual | | Actual |
| Revenues: | | | | | |
| Taxes: | | | | | |
| General property taxes | 618,839 | 618,839 | 618,626 | (213) | 604,320 |
| Specific ownership taxes | 532,000 | 532,000 | 644,294 | 112,294 | 661,511 |
| Interest and delinquent taxes | 500 | 500 | 1,176 | 676 | (638) |
| Total Local Sources | <u>1,151,339</u> | <u>1,151,339</u> | <u>1,264,096</u> | <u>112,757</u> | <u>1,265,193</u> |
| Intergovernmental revenues: | | | | | |
| Federal sources | 45,050 | 45,050 | 34,103 | (10,947) | 36,053 |
| State sources | 3,261,268 | 3,261,268 | 3,718,720 | 457,452 | 3,345,292 |
| Total Intergovernmental revenues | <u>3,306,318</u> | <u>3,306,318</u> | <u>3,752,823</u> | <u>446,505</u> | <u>3,381,345</u> |
| Charges for services | 4,200 | 4,200 | 26,836 | 22,636 | 13,598 |
| Permits and licenses | 2,500 | 2,500 | 9,500 | 7,000 | 500 |
| Miscellaneous | 31,225 | 31,225 | 33,145 | 1,920 | 42,523 |
| Total Revenues | <u>4,495,582</u> | <u>4,495,582</u> | <u>5,086,400</u> | <u>590,818</u> | <u>4,703,159</u> |
| Expenditures: | | | | | |
| Public Works: | | | | | |
| Maintenance of condition | 128,000 | 128,000 | 103,045 | 24,955 | 58,465 |
| Administration and general | 2,911,500 | 2,911,500 | 2,649,920 | 261,580 | 2,637,945 |
| Construction and capital outlay | 1,585,000 | 1,585,000 | 1,348,344 | 236,656 | 1,416,536 |
| Reclamation | 43,500 | 43,500 | 16,238 | 27,262 | 18,808 |
| Grants and other | 325,500 | 325,500 | 348,679 | (23,179) | 446,667 |
| Total Expenditures | <u>4,993,500</u> | <u>4,993,500</u> | <u>4,466,226</u> | <u>527,274</u> | <u>4,578,421</u> |
| Net Change in Fund Balance | <u>(497,918)</u> | <u>(497,918)</u> | 620,174 | <u>1,118,092</u> | 159,026 |
| Fund Balances - Beginning of Year | | | <u>6,576,418</u> | | <u>6,417,392</u> |
| Fund Balances - End of Year | | | <u>7,196,592</u> | | <u>6,576,418</u> |

The accompanying notes are an integral part of these financial statements.

Yuma County, Colorado
Human Services Fund
Schedule of Revenues, Expenditures and Changes in Fund Balance
Budget (GAAP) Basis and Actual
For the Year Ended December 31, 2018
(With Comparative Actual Amounts for 2017)

| | <u>2018</u> | | | <u>Final</u> | <u>2017</u> |
|--|------------------|------------------|------------------|-------------------|------------------|
| | <u>Original</u> | <u>Final</u> | <u>Actual</u> | <u>Budget</u> | <u>Actual</u> |
| | <u>Budget</u> | <u>Budget</u> | <u>Actual</u> | <u>Variance</u> | <u>Actual</u> |
| | | | | <u>Positive</u> | |
| | | | | <u>(Negative)</u> | |
| Revenues: | | | | | |
| Taxes: | | | | | |
| General property taxes | 244,697 | - | 246,945 | 246,945 | 238,835 |
| Total local sources | <u>244,697</u> | <u>-</u> | <u>246,945</u> | <u>246,945</u> | <u>238,835</u> |
| Intergovernmental: | | | | | |
| Federal and State | 3,241,092 | 3,241,092 | 2,896,461 | (344,631) | 2,917,749 |
| Total Revenues | <u>3,485,789</u> | <u>3,241,092</u> | <u>3,143,406</u> | <u>(97,686)</u> | <u>3,156,584</u> |
| Expenditures: | | | | | |
| Health and human services: | | | | | |
| Colorado works | 193,550 | 193,550 | 166,468 | 27,082 | 170,569 |
| Child care | 202,122 | 202,122 | 70,312 | 131,810 | 69,099 |
| Child care grants | 66,827 | 66,827 | 34,458 | 32,369 | 37,242 |
| Administration & medical exams | 302,773 | 302,773 | 323,662 | (20,889) | 306,497 |
| Child welfare | 712,302 | 712,302 | 826,986 | (114,684) | 768,328 |
| Independent living | 3,000 | 3,000 | - | 3,000 | - |
| Core services | 219,639 | 219,639 | 159,505 | 60,134 | 155,674 |
| Child support | 94,378 | 94,378 | 72,152 | 22,226 | 69,580 |
| Employment first | 5,000 | 5,000 | 16,852 | (11,852) | 1,321 |
| LEAP - Low Energy Assistance Program | 150,433 | 150,433 | 136,572 | 13,861 | 138,208 |
| AND - Aid for Needy Disabled | 39,766 | 39,766 | 32,452 | 7,314 | 27,076 |
| Aid for Blind | 1,000 | 1,000 | - | 1,000 | - |
| OAP - Old Age Pension | 228,529 | 228,529 | 231,552 | (3,023) | 230,670 |
| HCA (Home Care Allowance) | 8,841 | 8,841 | 10,570 | (1,729) | 11,565 |
| Food stamps | 1,192,257 | 1,192,257 | 1,100,245 | 92,012 | 1,151,009 |
| Non-Allocated Programs | 1,575 | 1,575 | 1,485 | 90 | 1,532 |
| Other programs | 65,808 | 65,808 | 36,675 | 29,133 | 83,024 |
| IV-E and parental fees | - | - | 225 | (225) | 276 |
| IV-D retained collections | (14,000) | (14,000) | (4,866) | (9,134) | (10,070) |
| TANF collections | 38,391 | 38,391 | (2,344) | 40,735 | - |
| Total Expenditures | <u>3,512,191</u> | <u>3,512,191</u> | <u>3,212,961</u> | <u>299,230</u> | <u>3,211,600</u> |
| Net Change in Fund Balance | <u>(26,402)</u> | <u>(271,099)</u> | <u>(69,555)</u> | <u>201,544</u> | <u>(55,016)</u> |
| Fund Balances - Beginning of Year | | | <u>600,578</u> | | <u>655,594</u> |
| Fund Balances - End of Year | | | <u>531,023</u> | | <u>600,578</u> |

The accompanying notes are an integral part of these financial statements.

Yuma County, Colorado
Special Revenue Funds
Grant Fund
Schedule of Revenues, Expenditures and Changes in Fund Balance
Budget (GAAP) Basis and Actual
For the Year Ended December 31, 2018
(With Comparative Actual Amounts for 2017)

| | <u>2018</u> | | | Final Budget Variance Positive (Negative) | <u>2017</u> |
|--|----------------------------|-------------------------|----------------|--|----------------|
| | <u>Original Budget</u> | <u>Final Budget</u> | <u>Actual</u> | | <u>Actual</u> |
| Revenues: | | | | | |
| Intergovernmental | 630,029 | 630,029 | 122,304 | (507,725) | 311,273 |
| Miscellaneous | 43,261 | 43,261 | 5,278 | (37,983) | 31,284 |
| Total Revenues | <u>673,290</u> | <u>673,290</u> | <u>127,582</u> | <u>(545,708)</u> | <u>342,557</u> |
| Expenditures: | | | | | |
| General government | 77,493 | 77,493 | 36,346 | 41,147 | 39,506 |
| Judicial | 163,988 | 163,988 | 86,501 | 77,487 | 106,501 |
| Public safety | 7,581 | 7,581 | 1,550 | 6,031 | 150 |
| Culture and recreation | 50,000 | 50,000 | - | 50,000 | - |
| Community auxiliary services | - | - | 3,185 | (3,185) | 196,400 |
| Total Expenditures | <u>299,062</u> | <u>299,062</u> | <u>127,582</u> | <u>171,480</u> | <u>342,557</u> |
| Excess (Deficiency) of Revenues Over Expenditures | 374,228 | 374,228 | - | (374,228) | - |
| Other Financing Sources: | | | | | |
| Transfers in | 26,710 | 26,710 | - | (26,710) | - |
| Total Other Financing Sources | <u>26,710</u> | <u>26,710</u> | <u>-</u> | <u>(26,710)</u> | <u>-</u> |
| Net Change in Fund Balance | <u>400,938</u> | <u>400,938</u> | <u>-</u> | <u>(400,938)</u> | <u>-</u> |
| Fund Balances - Beginning of Year | | | <u>26,710</u> | | <u>26,710</u> |
| Fund Balances - End of Year | | | <u>26,710</u> | | <u>26,710</u> |


The accompanying notes are an integral part of these financial statements.

Yuma County, Colorado
Special Revenue Funds
Water Authority Public Improvement District
Schedule of Revenues, Expenditures and Changes in Fund Balance
Budget (GAAP) Basis and Actual
For the Year Ended December 31, 2018
(With Comparative Actual Amounts for 2017)

| | 2018 | | | Final Budget Variance Positive (Negative) | 2017 |
|--|--------------------|------------------|------------------|---|------------------|
| | Original Budget | Final Budget | Actual | | Actual |
| Revenues: | | | | | |
| Taxes: | | | | | |
| General property taxes | 1,106,519 | 1,106,519 | 1,106,112 | (407) | 1,071,533 |
| Specific ownership taxes | 97,000 | 97,000 | 125,121 | 28,121 | 128,184 |
| Interest and delinquent taxes | - | - | 2,127 | 2,127 | 2,379 |
| Miscellaneous | 500 | 500 | 1,030 | 530 | 1,404 |
| Total Revenues | <u>1,204,019</u> | <u>1,204,019</u> | <u>1,234,390</u> | <u>30,371</u> | <u>1,203,500</u> |
| Expenditures: | | | | | |
| Community Auxiliary Services: | | | | | |
| Administration and general | 186,560 | 186,560 | 33,852 | 152,708 | 32,821 |
| Debt Service: | | | | | |
| Principal | 972,357 | 972,357 | 972,357 | - | 942,073 |
| Interest | 213,309 | 213,309 | 213,309 | - | 244,330 |
| Total Expenditures | <u>1,372,226</u> | <u>1,372,226</u> | <u>1,219,518</u> | <u>152,708</u> | <u>1,219,224</u> |
| Net Change in Fund Balance | <u>(168,207)</u> | <u>(168,207)</u> | 14,872 | <u>183,079</u> | (15,724) |
| Fund Balances - Beginning of Year | | | 599,006 | | 614,730 |
| Fund Balances - End of Year | | | <u>613,878</u> | | <u>599,006</u> |

The accompanying notes are an integral part of these financial statements.

SUPPLEMENTARY INFORMATION



Yuma County, Colorado
Combining Balance Sheet
Non-Major Governmental Funds
December 31, 2018

| | <u>Special Revenue</u> | | | | | | | | | |
|---|----------------------------------|----------------------|------------------------------|------------------------|--------------------------------|------------------------------|---|--------------------------------------|----------------------------|---|
| | <u>Capital Acquisitions Fund</u> | <u>Landfill Fund</u> | <u>Landfill Closure Fund</u> | <u>Recreation Fund</u> | <u>Conservation Trust Fund</u> | <u>Useful Public Service</u> | <u>Sheriff's Victim Assistance and Grant Fund</u> | <u>Separation of Employment Fund</u> | <u>Self Insurance Fund</u> | <u>Total Non-major Governmental Funds</u> |
| Assets: | | | | | | | | | | |
| Cash and investments | 1,420,761 | 245,169 | 113,846 | 709,133 | 144,605 | 11,150 | 53,535 | 104,079 | 956,943 | 3,759,221 |
| Taxes receivable | - | - | - | 250,628 | - | - | - | - | 125,314 | 375,942 |
| Accounts receivable | - | - | 5,000 | - | - | 640 | - | - | - | 5,640 |
| Due from other governments | - | 1,200 | - | - | - | - | 9,731 | - | - | 10,931 |
| Total Assets | <u>1,420,761</u> | <u>246,369</u> | <u>118,846</u> | <u>959,761</u> | <u>144,605</u> | <u>11,790</u> | <u>63,266</u> | <u>104,079</u> | <u>1,082,257</u> | <u>4,151,734</u> |
| Liabilities: | | | | | | | | | | |
| Accounts payable | 62,772 | 13,461 | - | - | - | 442 | 3,585 | - | - | 80,260 |
| Total Liabilities | <u>62,772</u> | <u>13,461</u> | <u>-</u> | <u>-</u> | <u>-</u> | <u>442</u> | <u>3,585</u> | <u>-</u> | <u>-</u> | <u>80,260</u> |
| Deferred Inflows of Resources: | | | | | | | | | | |
| Unavailable revenue - property taxes | - | - | - | 250,628 | - | - | - | - | 125,314 | 375,942 |
| Total Deferred Inflow of Resources | <u>-</u> | <u>-</u> | <u>-</u> | <u>250,628</u> | <u>-</u> | <u>-</u> | <u>-</u> | <u>-</u> | <u>125,314</u> | <u>375,942</u> |
| Fund Balances: | | | | | | | | | | |
| Restricted | - | - | 118,846 | - | 144,605 | 11,348 | 59,681 | - | - | 334,480 |
| Committed | 1,357,989 | 232,908 | - | 709,133 | - | - | - | 104,079 | 956,943 | 3,361,052 |
| Total Fund Balances | <u>1,357,989</u> | <u>232,908</u> | <u>118,846</u> | <u>709,133</u> | <u>144,605</u> | <u>11,348</u> | <u>59,681</u> | <u>104,079</u> | <u>956,943</u> | <u>3,695,532</u> |
| Total Liabilities, Deferred Inflows of Resources and Fund Balances | <u>1,420,761</u> | <u>246,369</u> | <u>118,846</u> | <u>959,761</u> | <u>144,605</u> | <u>11,790</u> | <u>63,266</u> | <u>104,079</u> | <u>1,082,257</u> | <u>4,151,734</u> |

The accompanying notes are an integral part of these financial statements.

Yuma County, Colorado
Combining Statement of Revenues Expenditures and Changes in Fund Balance
Non-Major Governmental Funds
For the Year Ended December 31, 2018

| | Special Revenue | | | | | | | | | |
|--|---------------------------------|-----------------------|-----------------------------|-----------------------|-------------------------------|-------------------------------------|--|-------------------------------------|---------------------------|---|
| | Capital Acquisitions Fund | Landfill Fund | Landfill Closure Fund | Recreation Fund | Conservation Trust Fund | Useful Public Service Fund | Sheriff's Victim Assistance and Grant Fund | Separation of Employment Fund | Self Insurance Fund | Total Non-major Governmental Funds |
| Revenues: | | | | | | | | | | |
| Taxes | - | - | - | 245,077 | - | - | - | - | 122,542 | 367,619 |
| Intergovernmental | 1,466 | - | - | 227 | 39,600 | - | 53,114 | - | 114 | 94,521 |
| Charges for services | - | 312,998 | - | - | - | 5,404 | 17,100 | - | - | 335,502 |
| Investment income | - | - | 2,628 | - | 2,876 | - | - | - | - | 5,504 |
| Miscellaneous | - | - | - | - | - | - | 9,000 | - | 22,467 | 31,467 |
| Total Revenues | <u>1,466</u> | <u>312,998</u> | <u>2,628</u> | <u>245,304</u> | <u>42,476</u> | <u>5,404</u> | <u>79,214</u> | <u>-</u> | <u>145,123</u> | <u>834,613</u> |
| Expenditures: | | | | | | | | | | |
| General government | 231,924 | - | - | - | - | - | - | 59,369 | 157,363 | 448,656 |
| Public safety | 56,048 | - | - | - | - | 6,812 | 96,883 | - | - | 159,743 |
| Culture and recreation | - | - | - | 95,178 | 11,024 | - | - | - | - | 106,202 |
| Public works | 541,738 | - | - | - | - | - | - | - | - | 541,738 |
| Landfill | - | 346,936 | - | - | - | - | - | - | - | 346,936 |
| Total Expenditures | <u>829,710</u> | <u>346,936</u> | <u>-</u> | <u>95,178</u> | <u>11,024</u> | <u>6,812</u> | <u>96,883</u> | <u>59,369</u> | <u>157,363</u> | <u>1,603,275</u> |
| Excess (Deficiency) of Revenues Over Expenditures | (828,244) | (33,938) | 2,628 | 150,126 | 31,452 | (1,408) | (17,669) | (59,369) | (12,240) | (768,662) |
| Other Financing Sources (Uses): | | | | | | | | | | |
| Transfers in | 1,100,697 | 102,250 | 5,000 | - | - | - | 13,000 | 30,000 | - | 1,250,947 |
| Transfers (out) | - | (11,000) | - | (450,000) | - | - | - | - | - | (461,000) |
| Insurance recoveries | 23,314 | - | - | - | - | - | - | - | - | 23,314 |
| Total Other Financing Sources (Uses) | <u>1,124,011</u> | <u>91,250</u> | <u>5,000</u> | <u>(450,000)</u> | <u>-</u> | <u>-</u> | <u>13,000</u> | <u>30,000</u> | <u>-</u> | <u>813,261</u> |
| Net Change in Fund Balance | 295,767 | 57,312 | 7,628 | (299,874) | 31,452 | (1,408) | (4,669) | (29,369) | (12,240) | 44,599 |
| Fund Balances - Beginning of Year | <u>1,062,222</u> | <u>175,596</u> | <u>111,218</u> | <u>1,009,007</u> | <u>113,153</u> | <u>12,756</u> | <u>64,350</u> | <u>133,448</u> | <u>969,183</u> | <u>3,650,933</u> |
| Fund Balances - End of Year | <u><u>1,357,989</u></u> | <u><u>232,908</u></u> | <u><u>118,846</u></u> | <u><u>709,133</u></u> | <u><u>144,605</u></u> | <u><u>11,348</u></u> | <u><u>59,681</u></u> | <u><u>104,079</u></u> | <u><u>956,943</u></u> | <u><u>3,695,532</u></u> |

The accompanying notes are an integral part of these financial statements.

Yuma County, Colorado
Capital Acquisitions Fund
Schedule of Revenues, Expenditures and Changes in Fund Balance
Budget (GAAP) Basis and Actual
For the Year Ended December 31, 2018
(With Comparative Actual Amounts for 2017)

| | <u>2018</u> | | | Final Budget Variance Positive (Negative) | <u>2017</u> |
|--|----------------------------|-------------------------|------------------|--|------------------|
| | <u>Original Budget</u> | <u>Final Budget</u> | <u>Actual</u> | | <u>Actual</u> |
| Revenues: | | | | | |
| Intergovernmental | - | - | 1,466 | 1,466 | 603,229 |
| Miscellaneous | - | - | - | - | 66,910 |
| Total Revenues | <u>-</u> | <u>-</u> | <u>1,466</u> | <u>1,466</u> | <u>670,139</u> |
| Expenditures: | | | | | |
| General government | 1,382,987 | 1,382,987 | 231,924 | 1,151,063 | 1,703,227 |
| Judicial | - | - | - | - | - |
| Public safety | 100,000 | 100,000 | 56,048 | 43,952 | 50,665 |
| Health and human services | - | - | - | - | - |
| Community auxiliary Services | - | - | - | - | - |
| Culture and recreation | - | - | - | - | - |
| Public works | 807,013 | 807,013 | 541,738 | 265,275 | 200,053 |
| Total Expenditures | <u>2,290,000</u> | <u>2,290,000</u> | <u>829,710</u> | <u>1,460,290</u> | <u>1,953,945</u> |
| Excess (Deficiency) of Revenues Over Expenditures | (2,290,000) | (2,290,000) | (828,244) | 1,461,756 | (1,283,806) |
| Other Financing Sources: | | | | | |
| Transfers in | 1,100,697 | 1,100,697 | 1,100,697 | - | 1,195,006 |
| Insurance recoveries | 300,000 | 300,000 | 23,314 | (276,686) | 369,195 |
| Total Other Financing Sources | <u>1,400,697</u> | <u>1,400,697</u> | <u>1,124,011</u> | <u>(276,686)</u> | <u>1,564,201</u> |
| Net Change in Fund Balance | <u>(889,303)</u> | <u>(889,303)</u> | 295,767 | <u>1,185,070</u> | 280,395 |
| Fund Balances - Beginning of Year | | | <u>1,062,222</u> | | <u>781,827</u> |
| Fund Balances - End of Year | | | <u>1,357,989</u> | | <u>1,062,222</u> |

The accompanying notes are an integral part of these financial statements.

Yuma County, Colorado
Special Revenue Funds
Landfill Fund
Schedule of Revenues, Expenditures and Changes in Fund Balance
Budget (GAAP) Basis and Actual
For the Year Ended December 31, 2018
(With Comparative Actual Amounts for 2017)

| | <u>2018</u> | | | Final Budget Variance Positive (Negative) | <u>2017</u> |
|--|----------------------------|-------------------------|----------------|---|----------------|
| | <u>Original Budget</u> | <u>Final Budget</u> | <u>Actual</u> | | <u>Actual</u> |
| Revenues: | | | | | |
| Charges for services: | | | | | |
| Local governmental contributions | 120,729 | 120,729 | 120,729 | - | 120,729 |
| Charges for services | 118,700 | 118,700 | 192,269 | 73,569 | 199,220 |
| Other | - | - | - | - | 222 |
| Total Revenues | <u>239,429</u> | <u>239,429</u> | <u>312,998</u> | <u>73,569</u> | <u>320,171</u> |
| Expenditures: | | | | | |
| Landfill: | | | | | |
| Operations | 343,900 | 343,900 | 324,671 | 19,229 | 323,552 |
| Capital outlay | 20,000 | 20,000 | 22,265 | (2,265) | 36,644 |
| Total Expenditures | <u>363,900</u> | <u>363,900</u> | <u>346,936</u> | <u>16,964</u> | <u>360,196</u> |
| Excess (Deficiency) of Revenues Over Expenditures | (124,471) | (124,471) | (33,938) | 90,533 | (40,025) |
| Other Financing Sources (Uses): | | | | | |
| Transfers in | 102,250 | 102,250 | 102,250 | - | 102,250 |
| Transfers (out) | (11,000) | (11,000) | (11,000) | - | (11,000) |
| Total Other Financing Sources | <u>91,250</u> | <u>91,250</u> | <u>91,250</u> | <u>-</u> | <u>91,250</u> |
| Net Change in Fund Balance | <u>(33,221)</u> | <u>(33,221)</u> | 57,312 | <u>90,533</u> | 51,225 |
| Fund Balances - Beginning of Year | | | <u>175,596</u> | | <u>124,371</u> |
| Fund Balances - End of Year | | | <u>232,908</u> | | <u>175,596</u> |

The accompanying notes are an integral part of these financial statements.

Yuma County, Colorado
Special Revenue Funds
Landfill Closure Fund
Schedule of Revenues, Expenditures and Changes in Fund Balance
Budget (GAAP) Basis and Actual
For the Year Ended December 31, 2018
(With Comparative Actual Amounts for 2017)

| | <u>2018</u> | | | Final Budget Variance Positive (Negative) | <u>2017</u> |
|--|----------------------------|-------------------------|----------------|--|----------------|
| | Original Budget | Final Budget | Actual | | Actual |
| Revenues: | | | | | |
| Investment income | - | - | 2,628 | 2,628 | 1,353 |
| Total Revenues | <u>-</u> | <u>-</u> | <u>2,628</u> | <u>2,628</u> | <u>1,353</u> |
| Expenditures: | | | | | |
| Landfill: | | | | | |
| Closure costs | 100,000 | 100,000 | - | 100,000 | - |
| Total Expenditures | <u>100,000</u> | <u>100,000</u> | <u>-</u> | <u>100,000</u> | <u>-</u> |
| Excess (Deficiency) of Revenues Over Expenditures | (100,000) | (100,000) | 2,628 | 102,628 | 1,353 |
| Other Financing Sources: | | | | | |
| Transfers in | 5,000 | 5,000 | 5,000 | - | 5,000 |
| Total Other Financing Sources | <u>5,000</u> | <u>5,000</u> | <u>5,000</u> | <u>-</u> | <u>5,000</u> |
| Net Change in Fund Balance | <u>(95,000)</u> | <u>(95,000)</u> | 7,628 | <u>102,628</u> | 6,353 |
| Fund Balances - Beginning of Year | | | 111,218 | | 104,865 |
| Fund Balances - End of Year | | | <u>118,846</u> | | <u>111,218</u> |

The accompanying notes are an integral part of these financial statements.

Yuma County, Colorado
Special Revenue Funds
Recreation Fund
Schedule of Revenues, Expenditures and Changes in Fund Balance
Budget (GAAP) Basis and Actual
For the Year Ended December 31, 2018
(With Comparative Actual Amounts for 2017)

| | <u>2018</u> | | | Final Budget Variance Positive (Negative) | <u>2017</u> |
|--|----------------------------|-------------------------|------------------|--|------------------|
| | Original Budget | Final Budget | Actual | | Actual |
| Revenues: | | | | | |
| Taxes: | | | | | |
| General property taxes | 244,697 | 244,697 | 244,613 | (84) | 238,956 |
| Delinquent taxes and interest | 600 | 600 | 464 | (136) | (309) |
| Intergovernmental | 90 | 90 | 227 | 137 | 189 |
| Total Revenues | <u>245,387</u> | <u>245,387</u> | <u>245,304</u> | <u>(83)</u> | <u>238,836</u> |
| Expenditures: | | | | | |
| Culture and recreation | 150,000 | 150,000 | 95,178 | 54,822 | 100,862 |
| Total Expenditures | <u>150,000</u> | <u>150,000</u> | <u>95,178</u> | <u>54,822</u> | <u>100,862</u> |
| Excess (Deficiency) of Revenues Over Expenditures | 95,387 | 95,387 | 150,126 | 54,739 | 137,974 |
| Other Financing (Uses): | | | | | |
| Transfers (out) | (450,000) | (450,000) | (450,000) | - | (200,000) |
| Total Other Financing (Uses) | <u>(450,000)</u> | <u>(450,000)</u> | <u>(450,000)</u> | <u>-</u> | <u>(200,000)</u> |
| Net Change in Fund Balance | <u>(354,613)</u> | <u>(354,613)</u> | <u>(299,874)</u> | <u>54,739</u> | <u>(62,026)</u> |
| Fund Balances - Beginning of Year | | | 1,009,007 | | 1,071,033 |
| Fund Balances - End of Year | | | <u>709,133</u> | | <u>1,009,007</u> |

The accompanying notes are an integral part of these financial statements.

Yuma County, Colorado
Special Revenue Funds
Conservation Trust Fund
Schedule of Revenues, Expenditures and Changes in Fund Balance
Budget (GAAP) Basis and Actual
For the Year Ended December 31, 2018
(With Comparative Actual Amounts for 2017)

| | <u>2018</u> | | | Final Budget Variance Positive (Negative) | <u>2017</u> |
|--|----------------------------|-------------------------|----------------|--|----------------|
| | <u>Original Budget</u> | <u>Final Budget</u> | <u>Actual</u> | | <u>Actual</u> |
| Revenues: | | | | | |
| Intergovernmental: | | | | | |
| Conservation Trust lottery revenue | 35,000 | 35,000 | 39,600 | 4,600 | 38,579 |
| Interest | 200 | 200 | 2,876 | 2,676 | 1,618 |
| Total Revenues | <u>35,200</u> | <u>35,200</u> | <u>42,476</u> | <u>7,276</u> | <u>40,197</u> |
| Expenditures: | | | | | |
| Culture and recreation | <u>100,000</u> | <u>100,000</u> | <u>11,024</u> | <u>88,976</u> | <u>67,198</u> |
| Total Expenditures | <u>100,000</u> | <u>100,000</u> | <u>11,024</u> | <u>88,976</u> | <u>67,198</u> |
| Net Change in Fund Balance | <u>(64,800)</u> | <u>(64,800)</u> | 31,452 | <u>96,252</u> | (27,001) |
| Fund Balances - Beginning of Year | | | <u>113,153</u> | | <u>140,154</u> |
| Fund Balances - End of Year | | | <u>144,605</u> | | <u>113,153</u> |

The accompanying notes are an integral part of these financial statements.

Yuma County, Colorado
Special Revenue Funds
Useful Public Service Fund
Schedule of Revenues, Expenditures and Changes in Fund Balance
Budget (GAAP) Basis and Actual
For the Year Ended December 31, 2018
(With Comparative Actual Amounts for 2017)

| | 2018 | | | Final Budget Variance Positive (Negative) | 2017 |
|--|--------------------|-----------------|---------------|---|---------------|
| | Original Budget | Final Budget | Actual | | Actual |
| Revenues: | | | | | |
| Charges for services | 6,000 | 6,000 | 5,404 | (596) | 5,659 |
| Miscellaneous | 200 | 200 | - | (200) | 170 |
| Total Revenues | <u>6,200</u> | <u>6,200</u> | <u>5,404</u> | <u>(796)</u> | <u>5,829</u> |
| Expenditures: | | | | | |
| Public Safety: Programs | 9,000 | 9,000 | 6,812 | 2,188 | 7,440 |
| Total Expenditures | <u>9,000</u> | <u>9,000</u> | <u>6,812</u> | <u>2,188</u> | <u>7,440</u> |
| Net Change in Fund Balance | <u>(2,800)</u> | <u>(2,800)</u> | (1,408) | <u>1,392</u> | (1,611) |
| Fund Balances - Beginning of Year | | | <u>12,756</u> | | <u>14,367</u> |
| Fund Balances - End of Year | | | <u>11,348</u> | | <u>12,756</u> |

The accompanying notes are an integral part of these financial statements.

Yuma County, Colorado
Special Revenue Funds
Sheriff's Victim Assistance and Grant Fund
Schedule of Revenues, Expenditures and Changes in Fund Balance
Budget (GAAP) Basis and Actual
For the Year Ended December 31, 2018
(With Comparative Actual Amounts for 2017)

| | <u>2018</u> | | | Final Budget Variance Positive (Negative) | <u>2017</u> |
|--|----------------------------|-------------------------|---------------|---|---------------|
| | <u>Original Budget</u> | <u>Final Budget</u> | <u>Actual</u> | | <u>Actual</u> |
| Revenues: | | | | | |
| Intergovernmental: | | | | | |
| Federal grants | 28,998 | 28,998 | 30,114 | 1,116 | 28,497 |
| State grants | 23,000 | 23,000 | 23,000 | - | 23,000 |
| Other sources | 9,000 | 9,000 | 9,000 | - | 9,000 |
| Charges for services | 10,400 | 10,400 | 17,100 | 6,700 | 14,107 |
| Total Revenues | <u>71,398</u> | <u>71,398</u> | <u>79,214</u> | <u>7,816</u> | <u>74,604</u> |
| Expenditures: | | | | | |
| Public safety | 96,000 | 100,900 | 96,883 | 4,017 | 86,526 |
| Total Expenditures | <u>96,000</u> | <u>100,900</u> | <u>96,883</u> | <u>4,017</u> | <u>86,526</u> |
| Excess (Deficiency) of Revenues Over Expenditures | (24,602) | (29,502) | (17,669) | 11,833 | (11,922) |
| Other Financing Sources: | | | | | |
| Transfers in | 19,000 | 19,000 | 13,000 | (6,000) | 13,000 |
| Total Other Financing Sources | <u>19,000</u> | <u>19,000</u> | <u>13,000</u> | <u>(6,000)</u> | <u>13,000</u> |
| Net Change in Fund Balance | <u>(5,602)</u> | <u>(10,502)</u> | (4,669) | <u>5,833</u> | 1,078 |
| Fund Balances - Beginning of Year | | | 64,350 | | 63,272 |
| Fund Balances - End of Year | | | <u>59,681</u> | | <u>64,350</u> |

The accompanying notes are an integral part of these financial statements.

Yuma County, Colorado
Special Revenue Funds
Separation of Employment Fund
Schedule of Revenues, Expenditures and Changes in Fund Balance
Budget (GAAP) Basis and Actual
For the Year Ended December 31, 2018
(With Comparative Actual Amounts for 2017)

| | <u>2018</u> | | | Final Budget Variance Positive (Negative) | <u>2017</u> |
|--|----------------------------|-------------------------|----------------|---|----------------|
| | <u>Original Budget</u> | <u>Final Budget</u> | <u>Actual</u> | | <u>Actual</u> |
| Expenditures: | | | | | |
| General government: | | | | | |
| Personal leave | 94,000 | 94,000 | 59,369 | 34,631 | 35,341 |
| Total Expenditures | <u>94,000</u> | <u>94,000</u> | <u>59,369</u> | <u>34,631</u> | <u>35,341</u> |
| Excess (Deficiency) of Revenues Over Expenditures | (94,000) | (94,000) | (59,369) | 34,631 | (35,341) |
| Other Financing Sources: | | | | | |
| Transfers in | - | - | 30,000 | 30,000 | 60,000 |
| Total Other Financing Sources | <u>-</u> | <u>-</u> | <u>30,000</u> | <u>30,000</u> | <u>60,000</u> |
| Net Change in Fund Balance | <u>(94,000)</u> | <u>(94,000)</u> | (29,369) | <u>64,631</u> | 24,659 |
| Fund Balances - Beginning of Year | | | 133,448 | | 108,789 |
| Fund Balances - End of Year | | | <u>104,079</u> | | <u>133,448</u> |

The accompanying notes are an integral part of these financial statements.

Yuma County, Colorado
Special Revenue Funds
Self-Insurance Fund
Schedule of Revenues, Expenditures and Changes in Fund Balance
Budget (GAAP) Basis and Actual
For the Year Ended December 31, 2018
(With Comparative Actual Amounts for 2017)

| | <u>2018</u> | | | Final Budget Variance Positive (Negative) | <u>2017</u> |
|--|----------------------------|-------------------------|----------------|---|----------------|
| | <u>Original Budget</u> | <u>Final Budget</u> | <u>Actual</u> | | <u>Actual</u> |
| Revenues: | | | | | |
| Taxes: | | | | | |
| General property taxes | 122,348 | 122,348 | 122,310 | (38) | 119,481 |
| Delinquent taxes and interest | 200 | 200 | 233 | 33 | (154) |
| Total Taxes | <u>122,548</u> | <u>122,548</u> | <u>122,543</u> | <u>(5)</u> | <u>119,327</u> |
| Miscellaneous: | | | | | |
| Intergovernmental | 50 | 50 | 114 | 64 | 94 |
| Other | 25,000 | 25,000 | 22,467 | (2,533) | 20,361 |
| Total Miscellaneous | <u>25,050</u> | <u>25,050</u> | <u>22,581</u> | <u>(2,469)</u> | <u>20,455</u> |
| Total Revenues | <u>147,598</u> | <u>147,598</u> | <u>145,124</u> | <u>(2,474)</u> | <u>139,782</u> |
| Expenditures: | | | | | |
| General government: | | | | | |
| Insurance premiums and claims | 237,000 | 237,000 | 157,363 | 79,637 | 160,367 |
| Total Expenditures | <u>237,000</u> | <u>237,000</u> | <u>157,363</u> | <u>79,637</u> | <u>160,367</u> |
| Net Change in Fund Balance | <u>(89,402)</u> | <u>(89,402)</u> | (12,239) | <u>77,163</u> | (20,585) |
| Fund Balances - Beginning of Year | | | 969,182 | | 989,767 |
| Fund Balances - End of Year | | | <u>956,943</u> | | <u>969,182</u> |

The accompanying notes are an integral part of these financial statements.

Steps for printing your content and returning to 'Edit Mode

1. Click Ctrl + A on a Windows machine or Command + A on a Mac to select all data.
2. Right-click your mouse and select Print.
3. Confirm that print settings are correct - make sure "selection only" isn't checked.
4. Print hard copy or to PDF.
5. Click "Edit Mode" to return to modifying your data.
6. Remember to click "Save" to save any changes.

ANNUAL HIGHWAY FINANCE REPORT - CY18

Email address: administrator@co.yuma.co.us

City/County: Yuma County

II - RECEIPTS FOR ROAD AND STREET PURPOSES

Please no commas or dollar signs for the input

A. Receipts from local sources

| | | |
|---|----|--------------|
| 2. General Fund Appropriations: | \$ | 0.00 |
| 3. Other local imposts: <i>from A.3. 'Total' below</i> | \$ | 1,253,571.42 |
| 4. Miscellaneous local receipts: <i>from A.4. 'Total' below</i> | \$ | 74,317.27 |
| 5. Transfers from toll facilities | \$ | 0.00 |
| 6. Proceeds of sale of bonds and notes | | |
| a. Bonds - Original Issues: | \$ | 0.00 |
| b. Bonds - Refunding Issues: | \$ | 0.00 |
| c. Notes: | \$ | 0.00 |
| SubTotal: | \$ | 1,327,888.69 |

B. Private Contributions

\$ 0.00

II - RECEIPTS FOR ROAD AND STREET PURPOSES (Detail)

Please no commas or dollar signs for the input

A.3. Other local imposts

| | | |
|--|----|-----------------|
| a. Property Taxes and Assessments | \$ | 618,624.93 |
| b. Other Local Imposts | | |
| 1. Sales Taxes: | \$ | 0.00 |
| 2. Infrastructure and Impact Fees: | \$ | 31,225.00 |
| 3. Liens: | \$ | 0.00 |
| 4. Licenses: | \$ | 0.00 |
| 5. Specific Ownership and/or Other: | \$ | 603,721.49 |
| Total: (a + b) carried to 'Other local imposts' above) | | \$ 1,253,571.42 |

A.4. Miscellaneous local receipts

Please no commas or dollar signs for the input

| | | |
|--|----|--------------|
| a. Interest on Investments: | \$ | 1,188.65 |
| b. Traffic fines & Penalties: | \$ | 0.00 |
| c. Parking Garage Fees: | \$ | 0.00 |
| d. Parking Meter Fees: | \$ | 0.00 |
| e. Sale of Surplus Property: | \$ | 1,920.00 |
| f. Charges for Services: | \$ | 16,382.05 |
| g. Other Misc. Receipts: | \$ | 45,326.57 |
| h. Other: | \$ | 9,500.00 |
| Total: (a through h) carried to 'Misc local receipts' above) | | \$ 74,317.27 |

C. Receipts from State Government

Please no commas or dollar signs for the input

| | | |
|---------------------------------|----|-----------------|
| 1. Highway User Taxes: | \$ | 3,555,075.01 |
| 3. Other State funds: | | |
| c. Motor Vehicle Registrations: | \$ | 40,571.71 |
| d. Other (Specify): | | |
| Comments: DOLA Grant | \$ | 123,405.31 |
| e. Other (Specify): | | |
| Comments: Severance | \$ | 40,502.40 |
| Total: (1+3c,d,e) | | \$ 3,759,554.43 |

D. Receipts from Federal Government

Please no commas or dollar signs for the input

| | | |
|------------------------------------|----|---------|
| 2. Other Federal Agencies | | |
| a. Forest Service: | \$ | 0.00 |
| b. FEMA: | \$ | 0.00 |
| c. HUD: | \$ | 0.00 |
| d. Federal Transit Administration: | \$ | 0.00 |
| e. U.S. Corp of Engineers | \$ | 0.00 |
| f. Other Federal: | \$ | 0.00 |
| Total: (2a-f) | | \$ 0.00 |

III - DISBURSEMENTS FOR ROAD AND STREET PURPOSES

Please no commas or dollar signs for the input F13

A. Local highway disbursements

| | |
|--|-----------------|
| 1. Capital outlay: <i>(from A.1.d. 'Total Capital Outlay' below)</i> | \$ 1,713,262.10 |
| 2. Maintenance: | \$ 2,752,964.61 |
| 3. Road and street services | |
| a. Traffic control operations: | \$ 0.00 |
| b. Snow and ice removal: | \$ 0.00 |
| c. Other: | \$ 0.00 |
| 4. General administration & miscellaneous | \$ 0.00 |
| 5. Highway law enforcement and safety | \$ 0.00 |
| Total: (A.1-5) | \$ 4,466,226.71 |

Please no commas or dollar signs for the input

B. Debt service on local obligations

| | |
|-----------------|---------|
| 1. Bonds | |
| a. Interest | \$ 0.00 |
| b. Redemption | \$ 0.00 |
| 2. Notes | |
| a. Interest | \$ 0.00 |
| b. Redemption | \$ 0.00 |
| SubTotal: (1+2) | \$ 0.00 |

Please no commas or dollar signs for the input

| | |
|------------------------------------|-----------------|
| C. Payments to State for Highways: | \$ 0.00 |
| D. Payments to Toll Facilities: | \$ 0.00 |
| Total Disbursements: (A+B+C+D) | \$ 4,466,226.71 |

Please no commas or dollar signs for the input

III - DISBURSEMENTS FOR ROAD AND STREET PURPOSES - (Detail)

Please no commas or dollar signs for the input

| | A. ON NATIONAL HIGHWAY SYSTEM | B. OFF NATIONAL HIGHWAY SYSTEM | C. TOTAL |
|---|----------------------------------|-----------------------------------|-----------------|
| A.1. Capital Outlay | | | |
| a. Right-Of-Way Costs: | \$ 0.00 | \$ 0.00 | \$ 0.00 |
| b. Engineering Costs: | \$ 0.00 | \$ 0.00 | \$ 0.00 |
| c. Construction | | | |
| 1. New Facilities: | \$ 0.00 | \$ 0.00 | \$ 0.00 |
| 2. Capacity Improvements: | \$ 0.00 | \$ 0.00 | \$ 0.00 |
| 3. System Preservation: | \$ 0.00 | \$ 1,713,262.10 | \$ 1,713,262.10 |
| 4. System Enhancement: | \$ 0.00 | \$ 0.00 | \$ 0.00 |
| 5. Total Construction: | | | \$ 1,713,262.10 |
| d. Total Capital Outlay: <i>(Lines A.1.a. + 1.b. + 1.c.5)</i> | | | \$ 1,713,262.10 |

IV. LOCAL HIGHWAY DEBT STATUS

Please no commas or dollar signs for the input

| | OPENING DEBT | AMOUNT ISSUED | REDEMPTIONS | CLOSING DEBT |
|---------------------------------|--------------|---------------|-------------|--------------|
| A. Bonds (Total) | \$ 0.00 | \$ 0.00 | \$ 0.00 | \$ 0.00 |
| 1. Bonds (Refunding Portion) | | \$ 0.00 | \$ 0.00 | \$ 0.00 |
| B. Notes (Total): | \$ 0.00 | \$ 0.00 | \$ 0.00 | \$ 0.00 |

V - LOCAL ROAD AND STREET FUND BALANCE

Please no commas or dollar signs for the input

| A. Beginning Balance | B. Total Receipts | C. Total Disbursements | D. Ending Balance | E. Reconciliation |
|----------------------|-------------------|------------------------|-------------------|-------------------|
| \$ 5,942,978.16 | \$ 5,087,443.12 | \$ 4,466,226.71 | \$ 6,564,194.57 | \$ 0.00 |

Notes & Comments:

Beginning balance includes \$123,340.54 2018 EIAF revenue deposited in 2019.
\$64.77 prior year error reconciliation

Please enter your name: undefined

Please provide a telephone number where you may be reached: undefined

Save Print Mode Edit Mode

Please click on the "Save" button before viewing the data in a print format.