


Yuma County, Colorado

Financial Report

December 31, 2017



**Yuma County, Colorado
Financial Report
December 31, 2017**

Table of Contents

	Page
INDEPENDENT AUDITOR'S REPORT	A1 – A3
Management's Discussion and Analysis	B1 – B9
Basic Financial Statements:	
Government-wide Financial Statements:	
Statement of Net Position	C1
Statement of Activities	C2
Fund Financial Statements:	
Balance Sheets - Governmental Funds	C3
Reconciliation of Fund Balance to Statement of Net Position - Governmental Funds	C4
Statement of Revenues, Expenditures and Changes in Fund Balances - Governmental Funds	C5
Reconciliation of the Statement of Revenues, Expenditures And Changes in Fund Balances of Governmental Funds To the Statement of Activities	C6
Statement of Fiduciary Net Position - Fiduciary Funds	C7
Notes to the Financial Statements	D1 – D24
Required Supplementary Information:	
Schedule of Revenues, Expenditures and Changes in Fund Balances - Budget and Actual:	
General Fund	E1
Road and Bridge Fund	E2
Human Services Fund	E3
Grant Fund	E4
Water Authority Public Improvement District	E5

**Yuma County, Colorado
Financial Report
December 31, 2017**

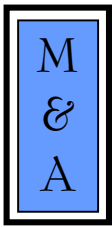
**Table of Contents
(Continued)**

Supplementary Information:

Combining Balance Sheet - Non-major Governmental Funds	F1
Combining Statement of Revenues, Expenditures and Changes in Fund Balances - Non-major Governmental Funds	F2
Schedule of Revenues, Expenditures and Changes in Fund Balances - Budget and Actual – Non-Major Special Revenue Funds:	
Capital Acquisitions Fund	F3
Landfill Fund	F4
Landfill Closure Fund	F5
Recreation Fund	F6
Conservation Trust Fund	F7
Useful Public Service Fund	F8
Sheriff's Victim Assistance and Grant Fund	F9
Separation of Employment Fund	F10
Self-Insurance Fund	F11
Local Highway Finance Report	F12 - F13

Reports and Schedules for Reporting Requirements of 2 CFR §200 Uniform Guidance:

Report on Internal Control Over Financial Reporting and on Compliance and Other Matters Based on an Audit of Financial Statements Performed In Accordance with <i>Governmental Auditing Standards</i>	G1 – G2
Report on Compliance With Requirements Applicable to Each Major Program and Internal Control Over Compliance in Accordance With <i>Uniform Guidance</i>	G3 – G4
Schedule of Findings and Questioned Costs	G5
Schedule of Prior Audit Findings and Questioned Costs	G6
Schedule of Expenditures of Federal Awards	G7
Notes to the Schedule of Expenditures of Federal Awards	G8



MCMAHAN AND ASSOCIATES, L.L.C.

Certified Public Accountants and Consultants

CHAPEL SQUARE, BLDG C
245 CHAPEL PLACE, SUITE 300
P.O. Box 5850, AVON, CO 81620

WEB SITE: WWW.MCMAHANCPA.COM
MAIN OFFICE: (970) 845-8800
FACSIMILE: (970) 845-8108
E-MAIL: MCMAHAN@MCMAHANCPA.COM

INDEPENDENT AUDITOR'S REPORT

**To the Board of County Commissioners
Yuma County, Colorado**

Report on the Financial Statements

We have audited the accompanying financial statements of the governmental activities, the discretely presented component unit, each major fund, and the aggregate remaining fund information of Yuma County, Colorado, (the "County"), as of and for the year ended December 31, 2017, and the related notes to the financial statements, which collectively comprise the County's basic financial statements as listed in the table of contents.

Management's Responsibility for the Financial Statements

Management is responsible for the preparation and fair presentation of these financial statements in accordance with accounting principles generally accepted in the United States of America; this includes the design, implementation, and maintenance of internal control relevant to the preparation and fair presentation of financial statements that are free from material misstatement, whether due to fraud or error.

Auditor's Responsibility

Our responsibility is to express an opinion on these financial statements based on our audit. We conducted our audit in accordance with auditing standards generally accepted in the United States of America and the standards applicable to financial audits contained in *Government Auditing Standards*, issued by the Comptroller General of the United States. Those standards require that we plan and perform the audit to obtain reasonable assurance about whether the financial statements are free from material misstatement.

An audit includes performing procedures to obtain audit evidence about the amounts and disclosures in the financial statements. The procedures selected depend on the auditor's judgment, including assessment of the risks of material misstatement of the financial statements, whether due to fraud or error. In making those risk assessments, the auditor considers internal control relevant to the County's preparation and fair presentation of the financial statements in order to design audit procedures that are appropriate in the circumstances. An audit also includes evaluating the appropriateness of accounting policies used and the reasonableness of significant accounting estimates made by management, as well as evaluating the overall financial statement presentation.

We believe that the audit evidence we have obtained is sufficient and appropriate to provide a basis for our audit opinions.

Member: American Institute of Certified Public Accountants

PAUL J. BACKES, CPA, CGMA
MICHAEL N. JENKINS, CA, CPA, CGMA
DANIEL R. CUDAHY, CPA, CGMA

AVON: (970) 845-8800
ASPEN: (970) 544-3996
FRISCO: (970) 668-3481

Opinions

In our opinion, the financial statements referred to above present fairly, in all material respects, the respective financial position of the governmental activities, the discretely presented component unit, each major fund, and the aggregate remaining fund information of Yuma County, Colorado, as of December 31, 2017, and the respective changes in financial position thereof for the year then ended in accordance with accounting principles generally accepted in the United States of America.

Other Matters

Accounting principles generally accepted in the United States of America require that Management's Discussion and Analysis in Section B be presented to supplement the basic financial statements. Such information, although not a part of the basic financial statements, is required by the Governmental Accounting Standards Board, who considers it to be an essential part of financial reporting for placing the basic financial statements in an appropriate operational, economic, or historical context. We have applied certain limited procedures to the required supplementary information in accordance with auditing standards generally accepted in the United States of America, which consisted of inquiries of management about the methods of preparing the information and comparing the information for consistency with management's responses to our inquiries, the basic financial statements, and other knowledge we obtained during our audit of the basic financial statements. We do not express an opinion or provide any assurance on the information because the limited procedures do not provide us with sufficient evidence to express an opinion or provide any assurance.

The budgetary comparison information in section E is not a required part of the basic financial statements but is supplementary information required by accounting principles generally accepted in the United States of America. The budgetary comparison information has been subjected to the auditing procedures applied in the audit of the financial statements and certain additional procedures, including comparing and reconciling such information directly to the underlying accounting and other records used to prepare the financial statement or to the financial statements themselves, and other additional procedures in accordance with auditing standards generally accepted in the United States of America. In our opinion, the information is fairly stated in all material respects in relation to the financial statements as a whole.

Our audit was conducted for the purpose of forming opinions on the financial statements that collectively comprise the County's financial statements taken as a whole. The combining fund financial statements, individual fund budgetary information, and the Local Highway Finance Report listed in the accompanying table of contents are presented for purposes of additional analysis and are not a required part of the County's financial statements. The combining fund financial statements, the individual fund budgetary information, and the Local Highway Finance Report are the responsibility of management and were derived from and relate directly to the underlying accounting and other records used to prepare the financial statements. Such information has been subjected to the auditing procedures applied in the audit of the financial statements and certain additional procedures, including comparing and reconciling such information directly to the underlying accounting and other records used to prepare the financial statements or to the financial statements themselves, and other additional procedures in accordance with auditing standards generally accepted in the United States of America. In our opinion, the information is fairly stated in all material respects in relation to the financial statements as a whole.

**To the Board of County Commissioners
Yuma County, Colorado**

Additionally, the Schedule of Expenditures of Federal Awards included in the Single Audit section are presented for the purpose of additional analysis, as required by the audit requirements of Title 2 U.S. Code of Federal Regulations Part 200, *Uniform Administrative Requirements, Cost Principles, and Audit Requirements for Federal Awards* ("Uniform Guidance"), and are not a required part of the County's financial statements. Such information has been subjected to the auditing procedures applied in the audit of the financial statements and certain additional procedures, including comparing and reconciling such information directly to the underlying accounting and other records used to prepare the financial statement or to the financial statements themselves, and other additional procedures in accordance with auditing standards generally accepted in the United States of America. In our opinion, the Schedule of Expenditures of Federal Awards is fairly stated in all material respects in relation to the financial statements as a whole.


Other Reporting Required by Government Auditing Standards

In accordance with *Government Auditing Standards*, we have also issued our report dated **September 19, 2018**, on our consideration of the County's internal control over financial reporting and on our tests of its compliance with provisions of laws, regulations, contracts, and grant agreements and other matters. The purpose of that report is to describe the scope of our testing of internal control over financial reporting and compliance and the results of that testing, and not to provide an opinion on the internal control over financial reporting or on compliance. That report is an integral part of an audit performed in accordance with *Government Auditing Standards* in considering the County's internal control over financial reporting and compliance.

McMahan and Associates, L.L.C.

**McMahan and Associates, L.L.C.
September 19, 2018**

MANAGEMENT'S DISCUSSION AND ANALYSIS



Yuma County, Colorado

Management's Discussion and Analysis

December 31, 2017

As management of Yuma County, Colorado (the "County"), we offer readers of the County's financial statements this narrative overview and analysis of the financial activities of the County for the fiscal year ended December 31, 2017.

Financial Highlights

- The assets of Yuma County exceeded its liabilities at the close of the most recent fiscal year by \$41,434,403 (net position). Of this amount, \$17,418,572 (unrestricted net position) may be used to meet the government's ongoing obligations to citizens and creditors.
- The government's total net position increased by \$1,159,928. A large portion of this is due to an increase in grant revenues.
- As of the close of the current fiscal year, the County governmental funds reported combined ending fund balances of \$21,680,886, an decrease of \$752,326.

Overview of the Financial Statements

This discussion and analysis is intended to serve as an introduction to the County's basic financial statements. The County's basic financial statements are comprised of three components: 1) government-wide financial statements; 2) fund financial statements; and 3) notes to the financial statements. This report also provides other supplementary information in addition to the financial statements themselves.

Government-wide Financial Statements: The government-wide financial statements are designed to provide readers with a broad overview of the County's finances, in a manner similar to a private-sector business.

The Statement of Net Position presents information on all of the County's assets and liabilities, with the difference between the two reported as net position. Over time, increases or decreases in net position may serve as a useful indicator of whether the financial position of the County is improving or deteriorating.

The Statement of Activities presents information showing how the government's net position changed during the most recent fiscal year. All changes in net position are reported as soon as the underlying event giving rise to the change occurs, regardless of the timing of related cash flows. Thus, revenues and expenses are reported in this statement for some items that will result in cash flows in future fiscal periods.

The government-wide financial statements include not only the County itself (known as the primary government), but also two legally separate districts for which the County is financially accountable. The Yuma County Water Authority Public Improvement District is reported as a blended component unit of the County (as a special revenue fund) and the Yuma County Water Authority is reported as a discretely presented component unit. Financial information for the Yuma County Water Authority is reported separately from the financial information presented for the County.

Both of the government-wide financial statements distinguish functions of the County that are principally supported by taxes and intergovernmental revenues (governmental activities). The governmental activities of the County include general government, judicial, public safety, health and human services, community auxiliary services, culture and recreation, public works (roads and bridges), and landfill.

The government-wide fund financial statements can be found on pages C1 and C2 of this report.

Fund Financial Statements: A fund is a grouping of related accounts that is used to maintain control over resources that have been segregated for specific activities or objectives. The County, like other state and local governments, uses fund accounting to ensure and demonstrate compliance with finance-related legal requirements. All of the funds of the County can be divided into two categories: 1) governmental funds; and 2) fiduciary funds.

Governmental Funds: Governmental funds are used to account for essentially the same functions reported as governmental activities in the government-wide financial statements. However, unlike the government-wide financial statements, governmental fund financial statements focus on near-term inflows and outflows of spendable resources, as well as on balances of spendable resources available at the end of the fiscal year. Such information may be useful in evaluating a government's near-term financing requirements. The County's major governmental funds include the General Fund, Road and Bridge Fund, Human Services Fund, Grant Fund, and the Water Authority Public Improvement District, a blended component unit. The County also reports a number of non-major governmental funds. Because the focus of governmental funds is narrower than that of the government-wide financial statements, it is useful to compare the information presented for governmental funds with similar information presented for governmental activities in the government-wide financial statements. By doing so, readers may better understand the long-term impact of the government's near-term financing decisions. The Balance Sheet and the Statement of Revenues, Expenditures and Changes in Fund Balances provide a reconciliation to facilitate this comparison between governmental funds and governmental activities.

General Fund: Administration of general County operations is accomplished through various departments within the General Fund. At the beginning of 2017, the fund balance was \$11,320,340; at the end of 2017, the fund balance was \$10,227,239. The following is a listing of the General Fund departments listed by function.

Administrative Operations:

- The Commissioners' Office coordinates County operations, financial reporting and accounting, budget preparation, GIS mapping and Useful Public Service.
- The Commissioners' Attorney works under direction of the Commissioners.
- The Planning and Zoning Office monitors the change of land use within the County.
- The Assessor's Office appraises and assesses taxes for all property within the County.
- The Treasurer's Office collects taxes, fees and handles all County banking needs.
- The Clerk & Recorder's Office operates motor vehicle, recordings, runs all elections, and operates the driver's license department.
- The custodial staff under direction of the County Administrator oversees maintenance of the Courthouse and of the Health and Human Services building.

Judicial:

- The District Attorney's Office provides judicial services jointly with other counties within the district.

Public Safety:

- The Sheriff's Department, County Jail, Coroner's Office, Emergency Communication Center, and the Emergency Preparedness provide public safety.

Health

Health service agencies are:

- Wray, Yuma, Idalia, and South Y-W are the four ambulance services within the county licensed by the Board of County Commissioners. The Yuma and Wray Ambulance Agencies are operating on their own revenue. When needed the County assists with purchases and maintains the ambulances for two agencies: Idalia and South Y-W. The agencies provide personnel, supplies and general operating costs for their ambulance agency.
- NE Colorado Health Department (NCHD) provides health care in Yuma County and five other regional counties.
- Centennial Mental Health Center Incorporated provides mental health counseling and services to Yuma County and nine other counties.

Community Auxiliary Services:

- Yuma County Fair is held during the month of August each year, under direction of the County Commissioners through the Yuma County Fair Board.
- The County is providing financial assistance to the Irrigation Research Foundation to support agriculture research.
- Economic Development provides assistance to retain current businesses and assists in attracting new business into the County.
- The Veterans' Office assists veterans living in the County.
- Yuma County provides funding to the Eastern Colorado Developmentally Disabled, Inc., which in turn provides services for developmentally disabled individuals in Yuma County and nine other counties.
- The Yuma County Water Authority Public Improvement District, which is reported as a blended component unit of the County, was created to address an imminent threat to the economic viability of a significant area within Yuma County and to assist in the State of Colorado's compliance with its obligations under a compact by purchasing surface water rights in the North Fork of the Republican River basin.

Intergovernmental Co-Operations:

- The County, in partnership with other counties of the region, supports the Extension Service, NE Colorado Association of Local Governments, NE Colorado Bookmobile, and NE Colorado Transportation Authority.
- The W-Y Communications Center dispatches E911 calls from Yuma and Washington Counties. Its operational revenues come from Washington County, Yuma County, and the Authority Board, which handles the telephone surcharge.

The County supports the Landfill along with the City of Yuma, City of Wray, and the Town of Eckley.

Governmental Funds - Special Revenue Funds: The County's special revenue funds account for specific revenues that are legally restricted to expenditures for particular purposes. The County's special revenue funds include the Road and Bridge Fund, Landfill Fund, Landfill Closure Fund, Human Services Fund, Recreation Fund, Conservation Trust Fund, Self-Insurance Fund, Capital Acquisition Fund, Useful Public Service Fund, Sheriff's Victim Assistance and Grant Fund, Water Authority Public Improvement District Fund, and Separation of Employment Fund.

Fiduciary Funds - Agency Funds: The County has assets held as an agent for other governments and/or other funds. The County Treasurer holds agency funds on behalf of other governments. The County Clerk is holding funds for the State of Colorado and others. The Employees' Section 125 Plan, Sheriff's funds, Public Trustee and Payroll Clearing Funds also had funds at year end. Sheriff's funds consist of the Sheriff's Inmate and Commissary account and Reserve Training and Equipment account. The Junior Livestock Sale fund holds funds for livestock sales from the County Fair auction. Information regarding the agency funds is available on page C7.

Notes and Schedules to the Financial Statements:

The notes provide additional information that is essential to a full understanding of the data provided in the government-wide and fund financial statements. The Notes to the Financial Statements can be found in Section D of this report.

Schedules:

- The combining statements referred to earlier in connection with non-major governmental funds are presented immediately following the required supplementary information. Combining and individual fund statements and schedules can be found in Section F.
- The Annual *Schedule of Revenues and Expenditures for Roads, Bridges and Streets* is part of the Local Highway Finance Report sent to the State of Colorado (the "State").

The County uses fund accounting to ensure compliance with finance-related legal requirements. The County adopts annual appropriated budgets for all its funds in accordance with the requirements of the State of Colorado Budget Law. Budgetary comparison schedules have been provided to demonstrate compliance and can be found in sections E and F of this report.

Government-wide Financial Analysis:

As previously mentioned, the government-wide financial statements are designed to provide readers with a broad overview and long-term analysis of the County's finances, in a manner similar to a private-sector business. The following graph shows the County's net position for 2017 and 2016:

Yuma County's Net Position:

	Governmental Activities	
	2017	2016
Assets:		
Current and other assets	\$ 28,622,373	29,307,669
Capital assets, net	32,501,108	31,770,696
Total Assets	61,123,481	61,078,365
Deferred Outflows of Resources:		
Deferred charges	218,069	254,414
Total Deferred Outflows of Resources	218,069	254,414
Liabilities:		
Other liabilities	3,376,045	3,342,213
Long-term liabilities	10,128,054	11,082,405
Total Liabilities	13,504,099	14,424,618
Deferred Inflows of Resources:		
Unavailable revenue	6,445,808	6,633,686
Total Deferred Inflows of Resources	6,445,808	6,633,686
Net Position:		
Net investment in Capital Assets	23,111,658	21,422,768
Restricted	904,173	879,594
Unrestricted	17,375,812	17,972,113
Total Net Position	\$ 41,391,643	40,274,475

Traditionally, the largest portion of any county investments is in its capital assets: land, water rights, buildings and improvements, equipment, machinery, and specialized tools necessary to deliver and/or provide services to the residents. Capital assets of the County account for 53% of its total assets; these assets are not an available source of payment of future spending.

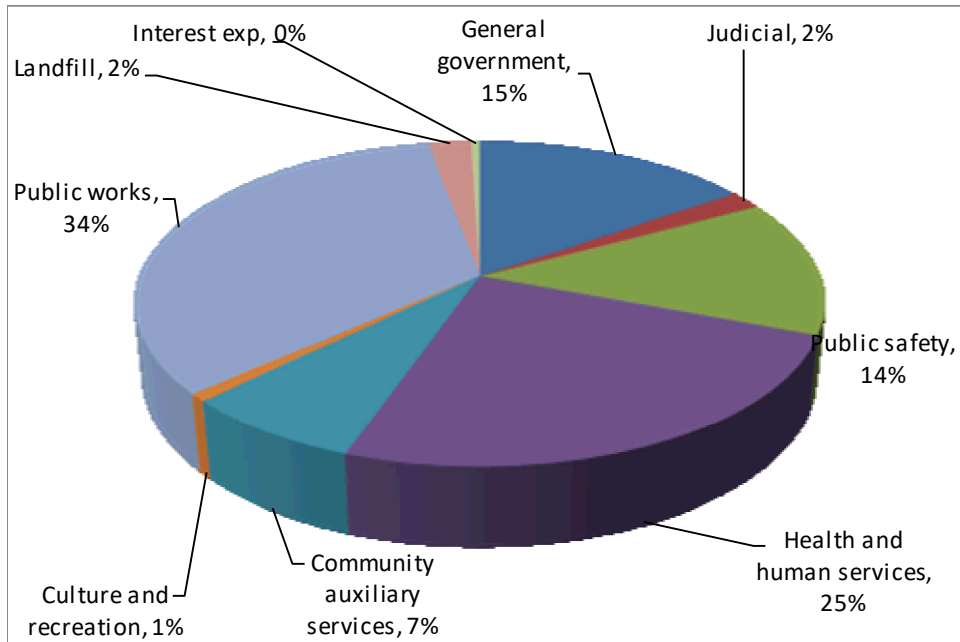
The County's net position increased \$1,159,928 during the current fiscal year. This increase is mostly attributable to increased grant revenues.

Yuma County's Governmental Activities

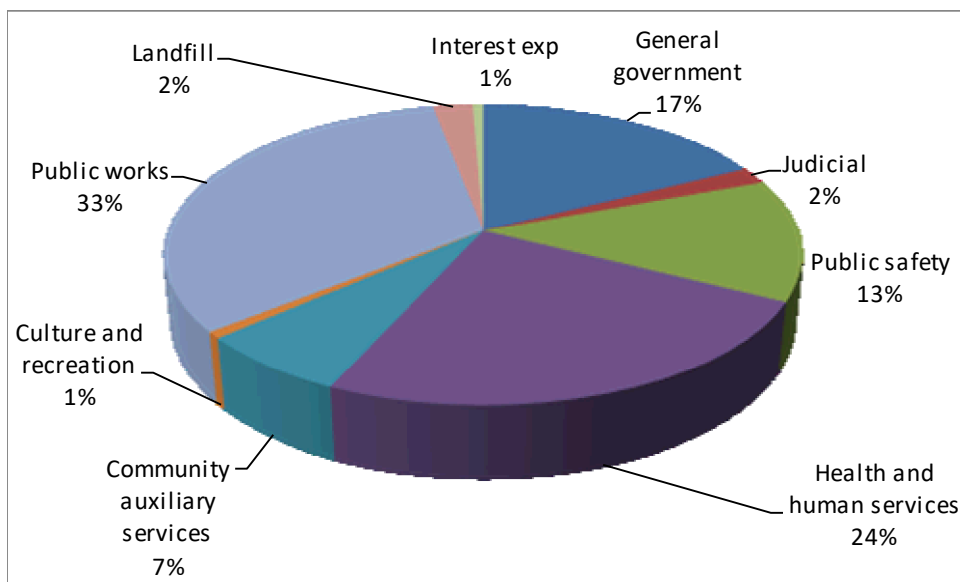
	Governmental Activities	
	2017	2016
Revenues:		
Program revenues:		
Charges for services	\$ 1,590,886	1,670,355
Grants and contributions	4,754,735	3,602,412
General revenues:		
Property taxes	6,274,932	7,348,189
Specific ownership taxes	661,511	673,493
Highway users tax	3,093,849	3,015,951
Interest & other revenue	726,694	425,417
Transfer	-	29,413
Total Revenues	17,102,607	16,765,230
Expenses:		
General government	2,797,511	2,407,780
Judicial	288,682	284,630
Public safety	2,110,556	2,138,843
Health and human services	3,879,214	3,869,613
Community auxiliary services	1,085,512	1,154,390
Culture and recreation	111,072	120,863
Public works	5,236,720	5,291,020
Landfill	375,679	367,452
Interest expense	100,493	77,675
Total Expenses	15,985,439	15,712,266
Change in Net Position	1,117,168	1,052,964
Net Position - Beginning of Year	40,274,475	39,221,511
Net Position - End of Year	\$ 41,391,643	40,274,475

For 2017, the County had less available property tax revenues.

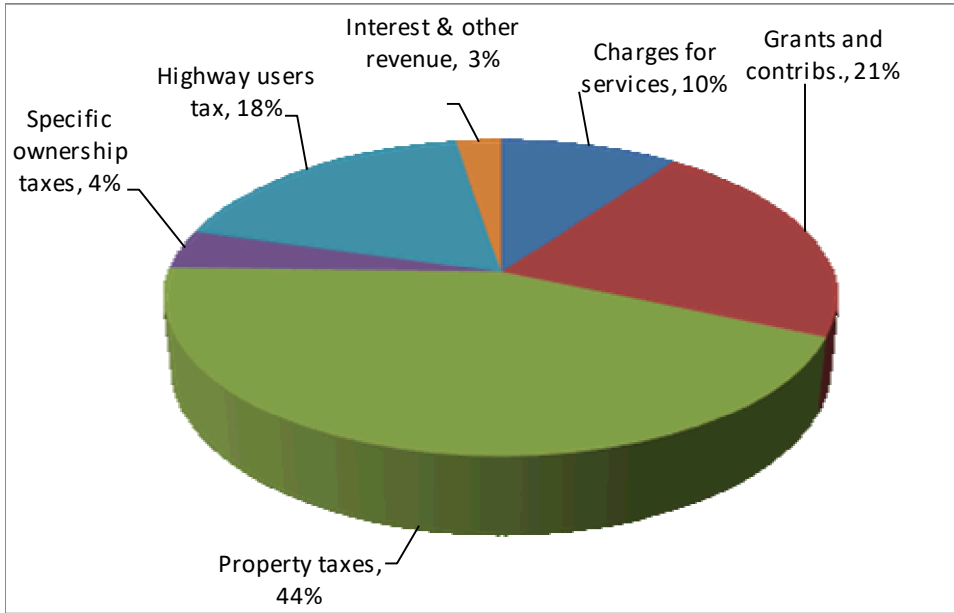
The following graph depicts the County's 2016 expenses:



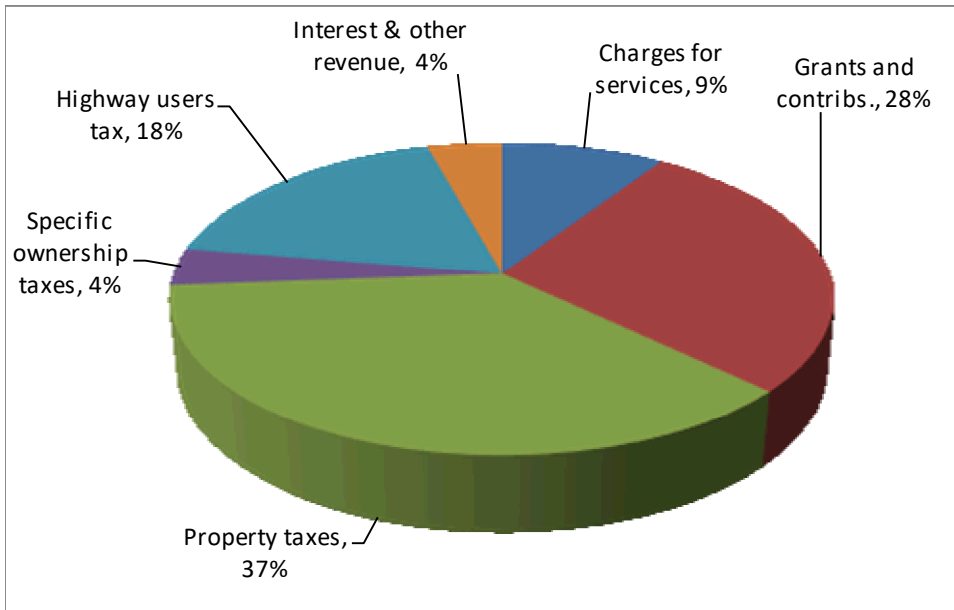
The following graph depicts the County's 2017 expenses:



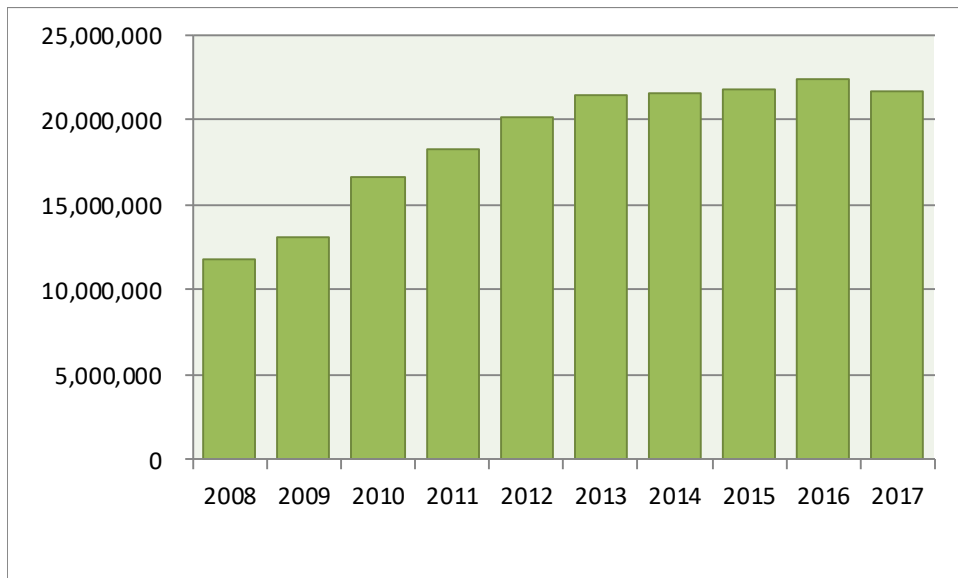
The following graph shows the County's 2016 revenue sources:



The following graph shows the County's 2017 revenue sources:



The graph below shows the County's total actual combined fund balances for fiscal years 2008 through 2017.



Next Year's Budget and Rates:

The County's General Fund balance at the end of fiscal year 2017 was \$10,227,239. A reserve is necessary to start the year and provide basic services to the residents and visitors of the County. A minimum reserve at the year-end on which to operate a minimum of three months or 25% is considered necessary, for the majority of the property tax revenue is received in April of each year. The County had a General Fund balance of 156% of 2017 expenditures of \$6,548,627.

Budget Variances:

The County was required to amend the budgets of various funds for the current fiscal year. General Fund departments received a budgetary increase totaling \$147,100 to cover general operating expenditures over the original budgeted amounts. Departments receiving budgetary increases were Information Technology, Telephone, Sheriff, and County Fair.

The details of the individual departments of the General Fund and other fund budgets can be found in Sections E and F of this report.

Capital Assets and Debt Administration:

During the current fiscal year, the County purchased heavy equipment, made improvements to various buildings and County infrastructure. A detailed description of this and other capital assets additions, capital asset disposals, and depreciation expense is included in the Notes to the Financial Statements. During 2017, net capital assets of the County increased by a net of \$730,412.


As of the end of the current fiscal year, the County's total long-term liabilities decreased by \$954,351; this decrease was mainly the result of principal payments on General Obligation debt and a note payable. A detailed description of the County's long-term liabilities is included in the Notes to the Financial Statements.

Next Year's Budget

During the current fiscal year, fund balance in the General Fund decreased to \$10,227,239 and the special revenue funds increased to \$9,792,418. The County anticipates the General Fund will not use beginning fund balance during 2018. In 2018 the County anticipates the Road and Bridge Fund will use \$497,920, the Human Services Fund will use \$26,402, the Self Insurance Fund will use \$89,402, the Recreation Fund will use \$599,310, the Conservation Trust Fund will use \$64,800, the Useful Public Service Fund will use \$2,800, the Grant Fund will use \$26,710, the Water Authority will use \$10,755, the Landfill Fund will use \$33,221, the Sheriff's Trust will use \$13,602, and the Capital Acquisition Fund will use \$899,303, the Landfill Closure Fund will use \$95,000, the Separation of Employment Fund will use \$94,000. The County anticipates increased or no change in fund balances for the remaining funds.

Request for Information: This financial report is designed to provide a general overview of the County's finances for all those with an interest. Questions concerning any of the information provided in this report or requests for additional financial information should be addressed to the Yuma County Administrative Office, 310 Ash Street, Suite A, Wray, Colorado 80758.

GOVERNMENT-WIDE FINANCIAL STATEMENTS



Yuma County, Colorado
Statement of Net Position
December 31, 2017

	<u>Primary Governmental Activities</u>	<u>Component Unit Yuma County Water Authority</u>
Assets:		
Cash and investments	21,107,355	267,034
Receivables, net:		
Taxes	6,445,808	-
Accounts	112,536	-
Due from other governments	722,563	-
Inventory	276,871	-
Capital assets not being depreciated:		
Land	532,983	739,564
Water rights	20,139,000	-
Depreciable capital assets	35,838,223	-
Accumulated depreciation	(24,009,098)	-
Total Assets	<u>61,166,241</u>	<u>1,006,598</u>
Deferred Outflows of Resources:		
Deferred charge on refunding	218,069	-
Total Deferred Outflows of Resources	<u>218,069</u>	<u>-</u>
Liabilities:		
Accounts payable	262,352	1,443
Accrued interest payable	87,606	-
Advanced Water Lease Revenue	2,750,000	-
Unavailable revenue - other	276,087	-
Compensated absences:		
Due in more than one year	415,360	-
Notes payable:		
Due within one year	467,357	-
Due in more than one year	5,739,697	-
Bonds payable:		
Due in more than one year	505,000	-
Due in more than one year	2,677,396	-
Landfill post closure liability	323,244	-
Total Liabilities	<u>13,504,099</u>	<u>1,443</u>
Deferred Inflows of Resources:		
Unavailable revenue - property taxes	6,445,808	-
Total Deferred Inflow of Resources	<u>6,445,808</u>	<u>-</u>
Net Position:		
Net investment in capital assets	23,111,658	739,564
Restricted for:		
Emergencies	462,000	4,000
Other purposes	442,173	-
Unrestricted	17,418,572	261,591
Total Net Position	<u>41,434,403</u>	<u>1,005,155</u>


The accompanying notes are an integral part of these financial statements.

Yuma County, Colorado
Statement of Activities
For the Year Ended December 31, 2017

	Primary Government				Net (Expense) Revenue and Changes in Net Position	Component Units
	Expenses	Program Revenues		Governmental Activities		Yuma County Water Authority
		Charges for Services	Operating Grants and Contributions			
Functions/Programs:						
Governmental activities:						
General government	2,797,511	838,526	70,500	772,745	(1,115,740)	
Judicial	288,682	-	106,501	-	(182,181)	
Public safety	2,110,556	68,146	187,810	125,612	(1,728,988)	
Health and human services	3,879,214	-	2,917,749	-	(961,465)	
Community auxiliary services	1,085,512	349,373	-	196,955	(539,184)	
Culture and recreation	111,072	-	38,640	-	(72,432)	
Public works	5,147,470	14,670	35,956	255,777	(4,841,067)	
Landfill	375,679	320,171	-	-	(55,508)	
Interest expense	100,493	-	-	-	(100,493)	
Total Primary Government	<u>15,896,189</u>	<u>1,590,886</u>	<u>3,357,156</u>	<u>1,351,089</u>	<u>(9,597,058)</u>	
Component Units:						
Yuma County Water Authority	<u>68,737</u>	<u>29,413</u>	<u>84,595</u>	<u>-</u>		<u>45,271</u>
Total Component Units	<u>68,737</u>	<u>29,413</u>	<u>84,595</u>	<u>-</u>		<u>45,271</u>
General Revenues:						
Taxes:						
Property tax, levied for general purposes				5,201,020		-
Property tax, levied for debt service				1,073,912		-
Specific ownership tax				661,511		-
Highway user tax				3,093,849		-
Other taxes				159,125		-
Investment earnings				255,346		-
Gain on sale of assets				35,703		-
Grants and contributions not restricted by programs				276,520		-
Total General Revenues				<u>10,756,986</u>		<u>-</u>
Change in Net Position				1,159,928		45,271
Net Position - Beginning of Year				<u>40,274,475</u>		<u>959,884</u>
Net Position - End of Year				<u>41,434,403</u>		<u>1,005,155</u>

The accompanying notes are an integral part of these financial statements.

FUND FINANCIAL STATEMENTS



Yuma County, Colorado
Balance Sheets
Governmental Funds
December 31, 2017

	<u>General</u>	<u>Road and Bridge</u>	<u>Human Services</u>	<u>Grant</u>	<u>Water Authority Public Imp. District</u>	<u>Non-major Governmental Funds</u>	<u>Total Governmental Funds</u>
Assets:							
Cash and investments	10,170,638	5,819,838	752,203	83,777	587,881	3,693,018	21,107,355
Taxes receivable	4,108,707	618,839	244,697	-	1,106,520	367,045	6,445,808
Accounts receivable	112,181	-	-	-	-	356	112,537
Due from other governments	-	575,373	73,346	54,293	11,126	8,425	722,563
Inventory	-	276,871	-	-	-	-	276,871
Total Assets	<u>14,391,526</u>	<u>7,290,921</u>	<u>1,070,246</u>	<u>138,070</u>	<u>1,705,527</u>	<u>4,068,844</u>	<u>28,665,134</u>
Liabilities:							
Accounts payable	55,580	95,663	1,197	59,047	-	50,866	262,353
Unavailable revenue - other	-	-	223,774	52,313	-	-	276,087
Total Liabilities	<u>55,580</u>	<u>95,663</u>	<u>224,971</u>	<u>111,360</u>	<u>-</u>	<u>50,866</u>	<u>538,440</u>
Deferred Inflows of Resources:							
Unavailable revenue - property taxes	4,108,707	618,839	244,697	-	1,106,520	367,045	6,445,808
Total Deferred Inflow of Resources	<u>4,108,707</u>	<u>618,839</u>	<u>244,697</u>	<u>-</u>	<u>1,106,520</u>	<u>367,045</u>	<u>6,445,808</u>
Fund Balances:							
Nonspendable	-	276,871	-	-	-	-	276,871
Restricted	462,000	113,986	-	26,710	-	301,477	904,173
Committed	3,178,676	6,185,562	600,578	-	599,007	3,349,456	13,913,279
Assigned	6,586,563	-	-	-	-	-	6,586,563
Total Fund Balances	<u>10,227,239</u>	<u>6,576,419</u>	<u>600,578</u>	<u>26,710</u>	<u>599,007</u>	<u>3,650,933</u>	<u>21,680,886</u>
Total Liabilities, Deferred Inflows of Resources and Fund Balances	<u>14,391,526</u>	<u>7,290,921</u>	<u>1,070,246</u>	<u>138,070</u>	<u>1,705,527</u>	<u>4,068,844</u>	<u>28,665,134</u>

The accompanying notes are an integral part of these financial statements.

Yuma County, Colorado
Reconciliation of Fund Balance to Statement of Net Position
Governmental Funds
December 31, 2017

Amounts reported for governmental activities in the Statement of Net Assets are different because:

Total Fund Balance on Governmental Funds	21,680,886
Capital assets used in governmental activities are not financial resources and therefore, are not reported in the funds. This represents the County's capital assets at cost.	56,510,206
Accumulated depreciation on capital assets are recorded on the government wide financial statements to charge the cost of the asset over its estimated useful life.	(24,009,098)
Deferred outflows are not available for current period expenditures and therefore, are not reported in the funds. This represents the County's deferred charges on refunding.	218,069
Rent revenue for governmental funds is recognized when measurable and available. However, in the Statement of Activities, rent revenue is recognized over the term of the lease. This represents the amount of advanced water lease revenue.	(2,750,000)
Long-term liabilities are not due and payable in the current period and therefore, are not reported in the funds. This represents the County's compensated absences at year end.	(415,360)
Long-term liabilities are not due and payable in the current period and therefore are not reported in the funds. This represents the County's accrued interest at year end.	(87,606)
Long-term liabilities are not due and payable in the current period and therefore, are not reported in the funds. This represents the County's notes payable at year end.	(6,207,054)
Long-term liabilities are not due and payable in the current period and therefore, are not reported in the funds. This represents the County's bonds payable at year end.	(3,182,396)
Long-term liabilities are not due and payable in the current period and therefore, are not reported in the funds. This represents the County's landfill closure and post closure liability at year end.	<u>(323,244)</u>
Net Position of Governmental Activities	<u><u>41,434,403</u></u>

The accompanying notes are an integral part of these financial statements.

Yuma County, Colorado
Statement of Revenues, Expenditures and Changes in Fund Balances
Governmental Funds
December 31, 2017

	General	Road and Bridge	Human Services	Grant	Water Authority Public Imp. District	Non-major Governmental Funds	Total Governmental Funds
Revenues:							
Taxes	4,000,530	1,265,193	238,835	-	1,202,096	357,974	7,064,628
Permits and licenses	6,615	500	-	-	-	-	7,115
Intergovernmental revenue	161,784	3,381,346	2,917,749	311,273	-	702,588	7,474,740
Charges for services	927,855	13,598	-	-	-	339,937	1,281,390
Investment income	252,375	-	-	-	-	2,971	255,346
Miscellaneous	103,879	42,523	-	31,284	1,404	87,441	266,531
Total Revenues	5,453,038	4,703,160	3,156,584	342,557	1,203,500	1,490,911	16,349,750
Expenditures:							
General government	2,062,004	-	-	39,506	-	1,949,599	4,051,109
Judicial	202,181	-	-	106,501	-	-	308,682
Public safety	2,370,924	-	-	150	-	93,966	2,465,040
Culture and recreation	-	-	-	-	-	168,060	168,060
Public works	-	4,578,421	-	-	-	200,053	4,778,474
Health and human services	130,024	-	3,211,600	-	-	-	3,341,624
Community auxiliary services	619,237	-	-	196,400	32,821	-	848,458
Landfill	-	-	-	-	-	360,196	360,196
Debt service:							
Principal	-	-	-	-	942,073	-	942,073
Interest	-	-	-	-	244,330	-	244,330
Total Expenditures	5,384,370	4,578,421	3,211,600	342,557	1,219,224	2,771,874	17,508,046
Excess (Deficiency) of Revenues Over Expenditures	68,668	124,739	(55,016)	-	(15,724)	(1,280,963)	(1,158,296)
Other Financing Sources (Uses):							
Transfers in	-	-	-	-	-	1,375,256	1,375,256
Transfers (out)	(1,164,256)	-	-	-	-	(211,000)	(1,375,256)
Insurance recoveries	-	1,072	-	-	-	369,195	370,267
Sale of assets	2,487	33,216	-	-	-	-	35,703
Total Other Financing Sources (Uses)	(1,161,769)	34,288	-	-	-	1,533,451	405,970
Net Change in Fund Balance	(1,093,101)	159,027	(55,016)	-	(15,724)	252,488	(752,326)
Fund Balances - Beginning of Year	11,320,340	6,417,392	655,594	26,710	614,731	3,398,445	22,433,212
Fund Balances - End of Year	10,227,239	6,576,419	600,578	26,710	599,007	3,650,933	21,680,886

The accompanying notes are an integral part of these financial statements.

Yuma County, Colorado
Reconciliation of the Statement of Revenues, Expenditures and Changes
in Fund Balances of Governmental Funds to the Statement of Activities
December 31, 2017

Net Change in Fund Balances of Governmental Funds (752,326)

Amounts reported for governmental activities in the Statement of Activities are different because:

Governmental funds report the effect of premiums and discounts when the debt is first issued, whereas these amounts are deferred and amortized in the Statement of Activities. The following amounts represent the net effect of these differences in the treatment of long-term debt and related items:

Premium on bonds issued		16,404
-------------------------	--	--------

Rent revenue for governmental funds is recognized when measurable and available. However, in the Statement of Activities, rent revenue is recognized over the term of the lease. This represents the net effect of the difference in the treatment of this lease revenue.		250,000
---	--	---------

Governmental funds report capital outlays as expenditures. However, in the Statement of Activities, the cost of those assets is allocated over their estimated useful lives as depreciation expense.

Donated assets	93,528	
Capital outlay	2,516,277	
Depreciation expense	<u>(1,834,467)</u>	775,338

Governmental funds report asset sales if proceeds are received. The government wide financial statements report the sale of capital assets at the proceeds less the book value of the assets. Thus, the change in net position differs from the change in fund balance by the cost of the capital assets sold.		(44,926)
--	--	----------

Some expenses reported in the Statement of Activities do not require the use of current financial resources and therefore, are not reported as expenditures in governmental funds.

Change in landfill closure and post closure liability	(10,730)	
Change in accrued interest payable	13,836	
Amortization	(36,345)	
Change in unaccreted interest	-	
Change in accrued compensated absences	<u>6,604</u>	(26,635)

Repayment of debt obligations are expenditures in the governmental funds, but the repayment reduces long-term liabilities in the Statement of Net Position. This is the amount of repayments.		<u>942,073</u>
---	--	----------------


Change in Net Position of Governmental Activities		<u><u>1,159,928</u></u>
--	--	-------------------------

Yuma County, Colorado
Statement of Fiduciary Net Position
Fiduciary Funds
December 31, 2017

	<u>County Treasurer</u>	<u>Public Trustee</u>	<u>Employees' Section 125 Plan</u>	<u>Sheriff's Commissary and Trust</u>	<u>Payroll Clearing</u>	<u>Fair</u>	<u>Golden Plains Extension Service</u>	<u>Scholarship</u>	<u>Total</u>
Assets:									
Cash and investments	1,389,288	63,779	14,219	20,280	8,743	3,772	46,226	6,224	1,552,531
Accounts receivable	-	-	-	-	41,507	-	-	-	41,507
Total Assets	<u>1,389,288</u>	<u>63,779</u>	<u>14,219</u>	<u>20,280</u>	<u>50,250</u>	<u>3,772</u>	<u>46,226</u>	<u>6,224</u>	<u>1,594,038</u>
Liabilities:									
Due to other governments	1,056,762	-	-	-	-	-	-	-	1,056,762
Due to inmates	-	-	-	20,280	-	-	-	-	20,280
Due to fiduciary funds	332,526	-	-	-	-	-	-	-	332,526
Due to others	-	63,779	14,219	-	50,250	3,772	46,226	6,224	184,470
Total Liabilities	<u>1,389,288</u>	<u>63,779</u>	<u>14,219</u>	<u>20,280</u>	<u>50,250</u>	<u>3,772</u>	<u>46,226</u>	<u>6,224</u>	<u>1,594,038</u>

The accompanying notes are an integral part of these financial statements.

NOTES TO THE FINANCIAL STATEMENTS



Yuma County, Colorado
Notes to the Financial Statements
December 31, 2017

I. Summary of Significant Accounting Policies

Yuma County (the “County”) was formed in 1889 and is a statutory county located in eastern Colorado. An elected Board of Commissioners is responsible for setting policy, appointing administrative personnel and adopting an annual budget in accordance with state statutes. The County’s major operations include administration, health and human services, police protection, road maintenance, and landfill operations.

The County’s financial statements are prepared in accordance with generally accepted accounting principles (“GAAP”). The Governmental Accounting Standards Board (“GASB”) is responsible for establishing GAPP for state and local governments through its pronouncements (Statements and Interpretations).

A. Reporting Entity

The reporting entity consists of (a) the primary government; i.e., the County, and (b) organizations for which the County is financially accountable. The County is considered financially accountable for legally separate organizations if it is able to appoint a voting majority of an organization's governing body and is either able to impose its will on that organization or there is a potential for the organization to provide specific financial benefits to, or to impose specific financial burdens on, the County. Consideration is also given to other organizations which are fiscally dependent; i.e., unable to adopt a budget, levy taxes, or issue debt without approval by the County. Organizations for which the nature and significance of their relationship with the County are such that exclusion would cause the reporting entity's financial statements to be misleading or incomplete are also included in the reporting entity.

The Yuma County Water Authority Public Improvement District (the “Water Authority Public Improvement District”) serves all of the citizens of the County and is governed by a board comprised of the County Commissioners. The Water Authority Public Improvement District was created to address an imminent threat to the economic viability of a significant area within Yuma County and to assist in the State of Colorado’s compliance with its obligations under a compact by purchasing surface water rights in the North Fork of the Republican River basin. The Water Authority Public Improvement District, a blended component unit, is reported as a special revenue fund.

The Yuma County Water Authority (the “Water Authority”) serves all of the citizens of the County and is governed by a board appointed by member jurisdictions, which include Yuma County, the City of Wray, the City of Yuma, and the Town of Eckley. The Water Authority was created to develop water resources, systems and facilities for the benefit of member jurisdictions. The Water Authority is reported as a discretely presented component unit.

Resource flows (except those that affect the statement of net position/balance sheet only, such as loans and repayments) between a primary government and its discretely presented component units are reported as external transactions—that is, as revenues and expenses. Resource flows between the primary government and blended component units are classified as interfund transactions in the financial statements.

Yuma County, Colorado
Notes to the Financial Statements
December 31, 2017
(Continued)

I. Summary of Significant Accounting Policies (continued)

B. Government-wide and Fund Financial Statements

The County's basic financial statements include both government-wide (reporting the County as a whole) and fund financial statements (reporting the County's major funds and aggregate non-major funds). Government-wide financial statements (i.e., the Statement of Net Position and the Statement of Activities) report information on all of the non-fiduciary activities of the County. Both of the government-wide financial statements categorize primary activities as either governmental or business-type. Governmental activities are normally supported by taxes and intergovernmental revenues. Business-type activities rely to a significant extent on fees and charges for support. The County does not have any business-type activities.

The Statement of Activities demonstrates the degree to which the direct expenses of a given function or segments are offset by program revenues. *Direct expenses* are those that are clearly identifiable with a specific function or segment. *Program revenues* included 1) charges to customers or applicants who purchase, use or directly benefit from goods, services or privileges provided by a given function or segment and 2) grants and contributions that are restricted to meeting the operational or capital requirements of a particular function or segment. Taxes and other items not properly included among program revenues are reported instead as *general revenues*.

Separate financial statements are provided for governmental funds and fiduciary funds, even though the latter are excluded from the government-wide financial statements. Major individual governmental funds are reported as separate columns in the fund financial statements.

C. Measurement Focus, Basis of Accounting, and Financial Statement Presentation

The government-wide financial statements are reported using the *economic resources measurement focus* and the *accrual basis of accounting*, as are the fiduciary fund financial statements. Revenues are recorded when earned and expenses are recorded when a liability is incurred, regardless of the timing of related cash flows. Property taxes are recognized as revenues in the year for which they are levied. Grants and similar items are recognized as revenue as soon as all eligibility requirements imposed by the provider have been met.

Governmental fund financial statements are reported using the *current financial resources measurement focus* and the *modified accrual basis of accounting*. Revenues are recognized as soon as they are both measurable and available. Revenues are considered to be *available* when they are collectible within the current period or soon enough thereafter to pay liabilities of the current period. For this purpose, the government considers revenues to be available if they are collected within 60 days of the end of the current fiscal period. Expenditures generally are recorded when a liability is incurred, as under accrual accounting. However, debt service expenditures, as well as expenditures related to compensated absences and claims and judgments, are recorded only when payment is due.

Yuma County, Colorado
Notes to the Financial Statements
December 31, 2017
(Continued)

I. Summary of Significant Accounting Policies (continued)

C. Measurement Focus, Basis of Accounting, and Financial Statement Presentation (continued)

Property taxes, sales taxes, franchise taxes, licenses, other government revenues and interest associated with the current fiscal period are all considered to be susceptible to accrual and so have been recognized as revenues of the current fiscal period. All other revenue items are considered to be measurable and available only when cash is received by the government.

The County reports the following major governmental funds:

The *General Fund* is the County's primary operating fund. It accounts for all financial resources of the County, except those required to be accounted for in another fund.

The *Road and Bridge Fund* accounts for the County's share of state revenues that are legally restricted for the maintenance of highways and roads within the County's boundaries and to account for property taxes and other revenues restricted for highway and road purposes.

The *Human Services Fund* administers the County's state and federal revenues that are restricted for the provision of health and human services to the residents of the County.

The *Grant Fund* is used to account for major grants received from state and federal sources.

The *Water Authority Public Improvement District Fund* accounts for the activities of this district, a blended component unit.

The County Reports the following additional fund type:

Fiduciary funds account for monies held on behalf of other governments in the Treasurer's and Clerk's offices; the Employee's Section 125 Plan Fund is held for County employees' health and welfare reimbursements; the Sheriff's Funds are held for inmates; the Public Trustee is a state statutorily mandated position whose financial transactions are independent of the County; and Payroll Reimbursements are held for other entities for which the County provides payroll services. The Fair is held for the Fair Board for transaction related to the annual Yuma County Fair. The Golden Plains Extension Service is held for the Colorado State University Extension. These agency funds are combined on the fiduciary fund financial statement.

As a general rule, the effect of interfund activity has been eliminated from the government-wide financial statements.

Yuma County, Colorado
Notes to the Financial Statements
December 31, 2017
(Continued)

I. Summary of Significant Accounting Policies (continued)

D. Financial Statement Accounts

1. Cash, Cash Equivalents, and Investments

The County Treasurer is responsible for central cash management for all funds, as well as other entities falling under its jurisdiction. Except for departmental petty cash, cash held for third parties (i.e., DHS Child Welfare), and cash held by separate legal entities which are included in the reporting entity, all cash is deposited with the Treasurer. The Treasurer invests this cash to achieve the best possible return on the investments. Interest revenue is allocated to funds as designated by the Board of County Commissioners.

Cash and cash equivalents include amounts in demand deposits as well as short-term investments with a maturity date within 3 months of the date acquired by the County.

Investments are stated at fair value, net asset value or amortized cost. The change in fair value of investments is recognized as an increase or decrease to investment assets and investment income.

The County's investment policy permits investments in the following type of obligations which corresponds with state statutes:

- U.S. Treasury Obligations (maximum maturity of 60 months)
- U.S. Agencies (maximum maturity of 60 months)
- Money Market Accounts
- Certificates of Deposit (maximum maturity of 60 months)
- Local Government Investment Pools

2. Receivables

Receivables are reported net of an allowance for uncollectible accounts.

3. Property Taxes

Property taxes are assessed in one year as a lien on the property, but not collected by the governmental unit until the subsequent year. In accordance with GAAP, the assessed but uncollected property taxes have been recorded as a receivable and as deferred inflow of resources.

4. Inventory

All inventories are valued at cost using the first-in / first-out (FIFO) method.

Yuma County, Colorado
Notes to the Financial Statements
December 31, 2017
(Continued)

I. Summary of Significant Accounting Policies (continued)

D. Financial Statement Accounts (continued)

5. Capital Assets

Capital assets, which include land, water rights, buildings, building improvements, equipment, vehicles, and infrastructure assets, are reported in the government-wide financial statements. Capital assets, other than infrastructure assets, are defined by the County as assets with an initial cost of \$5,000 or more and an estimated useful life in excess of two years. Infrastructure assets are capitalized when the asset has an initial cost of \$10,000 or more. Such assets are recorded at cost where historical records are available and at estimated historical costs where no historical records exist. Donated capital assets are recorded at estimated fair value at the date of donation.

The costs of normal maintenance and repairs that do not add to the value of the asset or materially extend asset lives are not capitalized. Improvements are capitalized and depreciated over the remaining useful lives of the related fixed assets, as applicable. Capital outlay for projects is capitalized as projects are constructed. Interest incurred during the construction phase is capitalized as part of the value of the assets.

Capital assets are depreciated using the straight-line method over the following estimated useful lives:

<u>Assets</u>	<u>Years</u>
Land improvements	15
Buildings, improvements & infrastructure	10-40
Machinery, equipment and software	3-10
Vehicles	5-7

6. Deferred Revenue

For governmental funds, deferred revenues arise when potential revenue does not meet both the “measurable” and “available” criteria for recognition in the current period.

7. Interfund Receivables and Payables

Balances at year-end between funds are reported as “due to / from other funds” in the fund financial statements. Residual balances are eliminated in the government-wide financial statements.

8. Compensated Absences

Vested or accumulated leave that is expected to be liquidated with expendable available financial resources is reported as an expenditure and a fund liability of the governmental fund that will pay it. Amounts of vested or accumulated personal leave that are not expected to be liquidated with expendable available financial resources are reported in the government-wide financial statements. In accordance with provisions of GASB No.16 *Accounting for Compensated Absences*, no liability is recorded for non-vesting accumulating rights.

Yuma County, Colorado
Notes to the Financial Statements
December 31, 2017
(Continued)

I. Summary of Significant Accounting Policies (continued)

D. Financial Statement Accounts (continued)

9. Long-term Debt

In the government-wide financial statements long-term debt is reported as a liability. Bond premiums and discounts are deferred and amortized over the life of the bonds using the bonds outstanding method. Bonds payable are reported net of the applicable bond premium or discount.

In the fund financial statements, governmental fund types recognize bond premiums and discounts, as well as debt issuance costs, during the current period. The face amount of the debt issued is reported as other financing sources. Premiums received on debt issuances are reported as other financing sources while discounts on debt issuances are reported as other financing uses. Issuance costs are reported as debt service expenditures in fund financial statements.

10. Deferred Outflows and Inflows of Resources

In addition to assets, the statement of financial position will sometimes report a separate section for deferred outflows of resources. This separate financial statement element, deferred outflows of resources, represents a consumption of net position that applies to a future period and so will not be recognized as an outflow of resources (expense / expenditure) until then. The County's deferred charge on refunding is reported in this category.

In addition to liabilities, the statement of financial position will sometimes report a separate section for deferred inflows of resources. This separate financial statement element, deferred inflows of resources, represents an acquisition of net position that applies to a future period and so will not be recognized as an inflow of resources (revenue) until that time. The government has only two types of items that qualify for reporting in this category. Accordingly, the item, unavailable property tax revenue is deferred and recognized as inflows of resources in the period that the amounts become available.

11. Interfund Transactions

Quasi-external transactions are accounted for as revenues, expenditures or expenses. Transactions that constitute reimbursements to a fund for expenditures or expenses initially made from it that are properly applicable to another fund, are recorded as expenditures or expenses in the reimbursing fund as a reduction of expenditures or expenses in the fund that is reimbursed. All other interfund transactions, except for quasi-external transactions and reimbursements, are reported as transfers.

Yuma County, Colorado
Notes to the Financial Statements
December 31, 2017
(Continued)

I. Summary of Significant Accounting Policies (continued)

D. Financial Statement Accounts (continued)

12. Categories and Classification of Fund Balance

Governmental accounting standards establish fund balance classifications that comprise a hierarchy based primarily on the extent to which a government is bound to observe constraints imposed upon the use of the resources reported in governmental funds. Fund balance classifications include Non-spendable, Restricted, Committed, Assigned, and Unassigned. These classifications reflect not only the nature of funds, but also provide clarity to the level of restriction placed upon fund balance. Fund Balance can have different levels of restraint, such as external versus internal compliance requirements. Unassigned fund balance is a residual classification within the General Fund. The General Fund should be the only fund that reports a positive unassigned balance. In all other funds, unassigned is limited to negative residual fund balance. For further details of the various fund balance classifications refer to Note III.G.

E. Significant Accounting Policies

1. Restricted and Unrestricted Resources

When both restricted and unrestricted resources are available for use, it is the County's policy to use restricted resources first, then unrestricted resources as they are needed.

2. Use of Estimates

The preparation of financial statements in conformity with GAAP requires the County's management to make estimates and assumptions that affect the reported amounts of assets and liabilities, the disclosure of contingent assets and liabilities at the date of the financial statements, and the reported amount of revenues and expenditures or expenses during the reported period. Actual results could differ from those estimates.

II. Stewardship, Compliance, and Accountability

A. Budgetary Information

Budgets are adopted on a basis consistent with generally accepted accounting principles, and Colorado statutes which require that all funds of the County be budgeted. Annual appropriations are adopted for all funds. Expenditures may not legally exceed appropriations at the fund level. All appropriations lapse at year-end.

As required by Colorado Statutes, the County followed the required timetable noted below in preparing, approving, and enacting its budget for 2017.

1. For the 2017 budget year, prior to August 25, 2016, the County Assessor was to have sent to the County a certified assessed valuation of all taxable property within the County's boundaries. The County Assessor may change the assessed valuation on or before December 10, 2016 only once by a single notification.

Yuma County, Colorado
Notes to the Financial Statements
December 31, 2017
(Continued)

II. Stewardship, Compliance, and Accountability (continued)

A. Budgetary Information (continued)

2. On or before October 15, 2016, the County Administrator submitted to the County Commissioners a recommended budget which detailed the necessary property taxes needed along with other available revenues to meet the County's operating requirements.
3. Prior to December 15, 2016, the County computed and certified to the County Commissioners a rate of levy that derived the necessary property taxes as computed in the proposed budget.
4. After a required publication of "Notice of Proposed Budget" and a public hearing, the County adopted the proposed budget and an appropriating resolution, which legally appropriated expenditures for the upcoming year.
5. After adoption of the budget resolution, the County may make the following changes: a) it may transfer appropriated money between funds; b) it may approve supplemental appropriations to the extent of revenues in excess of estimated revenues in the budget; c) it may approve emergency appropriations; and d) it may reduce appropriations for which originally estimated revenues are insufficient.

Taxes levied in one year are collected in the succeeding year. Thus, taxes certified in 2016 were collected in 2017 and taxes certified in 2017 will be collected in 2018. Taxes are due on January 1st in the year of collection; however, they may be paid in either one installment (no later than April 30th) or two equal installments (not later than February 28th and June 15th) without interest or penalty. Taxes that are not paid within the prescribed time bear interest at the rate of one percent (1%) per month until paid. Unpaid amounts and the accrued interest thereon become delinquent on June 16th.

During the year, supplemental appropriations were necessary. The budgetary comparison statements reflect the original budget and the final budget after legally authorized revisions were made.

Expenditures / expenses in the Water Authority Public Improvement District Fund exceeded appropriations for the year by \$205,307, which may be a violation of Colorado state budget statutes.

B. TABOR Amendment

In November 1992, Colorado voters amended Article X of the Colorado Constitution by adding Section 20, commonly known as the Taxpayer's Bill of Rights ("TABOR"). TABOR contains revenue, spending, tax and debt limitations that apply to the State of Colorado and local governments. TABOR requires, with certain exceptions, advance voter approval for any new tax, tax rate increase, mill levy above that for the prior year, extension of any expiring tax, or tax policy change directly causing a net tax revenue gain to any local government.

Except for refinancing bonded debt at a lower interest rate or adding new employees to existing pension plans, TABOR requires advance voter approval for the creation of any multiple-fiscal year debt or other financial obligation unless adequate present cash reserves are pledged irrevocably and held for payments in all future fiscal years.

Yuma County, Colorado
Notes to the Financial Statements
December 31, 2017
(Continued)

II. Stewardship, Compliance, and Accountability (continued)

B. TABOR Amendment (continued)

TABOR also requires local governments to establish an emergency reserve to be used for declared emergencies only. Emergencies, as defined by TABOR, exclude economic conditions, revenue shortfalls, or salary or fringe benefit increases. These reserves are required to be 3% or more of fiscal year spending for fiscal years ending after December 31, 1995. Fiscal year spending excludes bonded debt service. The County has reserved a portion of the December 31, 2017 year-end fund balance in the General Fund for this purpose, in the amount \$462,000, which is the approximate required reserve. The Water Authority has restricted \$4,000 for this purpose at December 31, 2017.

On November 2, 2004, The County's electorate approved the following ballot question:

“Shall Yuma County be authorized to collect, retain, and spend all revenues and other funds collected from any sources, effective for taxes that are due January 1, 2005 and continuing thereafter, provided that Yuma County's property tax mill levy rate shall not be increased without voter approval; and shall the revenues be spent for County purposes as a voter approved revenue change and exception to the limits which would otherwise apply in Article X, Section 20 and including the limitations of C.R.S. 29-1-301.”

The County's management believes it is in compliance with the financial provisions of TABOR. However, TABOR is complex and subject to interpretation. Many of its provisions, including the interpretation of how to calculate fiscal year spending limits, will require judicial interpretation.

III. Detailed Notes on All Funds

A. Deposits and Investments

The County's deposits are entirely covered by federal depository insurance (“FDIC”) or by collateral held under Colorado's Public Deposit Protection Act (“PDPA”). The FDIC insures the first \$250,000 of the County's deposits at each financial institution. Deposit balances over \$250,000 are collateralized as required by PDPA. The carrying amount of the County's demand deposits was \$4,185,237 at year end.

Fair Value of Investments

The County measures and records its investments using fair value measurement guidelines established by generally accepted accounting principles. These guidelines recognize a three-tiered fair value hierarchy, as follows:

- *Level 1:* Quoted prices for identical investments in active markets;
- *Level 2:* Observable inputs other than quoted market prices; and,
- *Level 3:* Unobservable inputs.

Yuma County, Colorado
Notes to the Financial Statements
December 31, 2017
(Continued)

III. Detailed Notes on All Funds (continued)

A. Deposits and Investments (continued)

At December 31, 2017 the County had the following recurring fair value measurements:

<u>Investments Measured at Fair Value</u>	<u>Fair Value Measurements Using</u>		
	<u>Level 1</u>	<u>Level 2</u>	<u>Level 3</u>
US agencies	\$ 13,201,187	\$ 13,201,187	\$ -
Negotiable certificates of deposit	1,173,619	-	1,173,619
<u>Investments Measured at Amortized Cost</u>			
C-Safe	\$ 3,977,702		
<u>Investments Measured at Net Asset Value</u>			
Colotrust	\$ 1,562,794		

Debt and equity securities classified in Level 1 are valued using prices quoted in active markets for those securities. Negotiable certificates of deposits classified in Level 2 are generally valued based upon a matrix or model pricing method. Debt and equity securities classified in Level 2 are valued using the following approaches:

- U.S. Treasuries, U.S. Agencies, and Commercial Paper: quoted prices for identical securities in markets that are not active;
- Corporate and Municipal Bonds: quoted prices for similar securities in active markets;
- Repurchase Agreements, Negotiable Certificates of Deposit, and Collateralized Debt Obligations: matrix pricing based on the securities' relationship to benchmark quoted prices;
- Money Market, Bond, and Equity Mutual Funds: published fair value per share (unit) for each fund.

Debt securities, namely collateralized debt obligations, if any, classified in Level 3 are valued using consensus pricing, management's estimate, and an appraisal service, where necessary.

The Investment Pool represents investments in COLOTRUST and C-SAFE. The fair value of the pool is determined by the pool's share price. The County has no regulatory oversight for the pool. At December 31, 2017, the County's investments in COLOTRUST and C-SAFE were 30% of the County's investment portfolio.

Interest Rate Risk. As a means of limiting its exposure to interest rate risk, the County diversifies its investments by security type and institution, and limits holdings in any one type of investment with any one issuer. The County coordinates its investment maturities to closely match cash flow needs and restricts the maximum investment term to less than five years from the purchase date. As a result of the limited length of maturities the County has limited its interest rate risk.

Yuma County, Colorado
Notes to the Financial Statements
December 31, 2017
(Continued)

III. Detailed Notes on All Funds (continued)

A. Deposits and Investments (continued)

Credit Risk. State law and County policy limit investments to those authorized by State statutes including U.S. agencies and 2a7-like pools. The County's general investment policy is to apply the prudent-person rule: Investments are made as prudent person would be expected to act, with discretion and intelligence, to seek reasonable income, preserve capital, and, in general, avoid speculative investments

Concentration of Credit Risk. The County diversifies its investments by security type and institution. Investments may only be made in those financial institutions which are insured or issued by the Federal Deposit Insurance Corporations, the Federal Home Mortgage Association, the Federal Savings and Loan Insurance Corporation, and Congressional authorized mortgage lenders and investments that are federally guaranteed. Financial institutions holding County funds must provide the County a copy of the certificate from the Banking Authority that states that the institution is an eligible public depository. At December 31, 2017, the County's investments in Fannie Mae, Federal Home Loan Bank, and Federal Farm Credit Bank, 23%, 36%, and 41% of the County's investment portfolio, respectively.

At December 31, 2017, unrealized gains or (losses) were \$8,060 which reflects changes in the fair market value of investments. The County had the following cash and investments with the following maturities:

	Standard & Poors Rating	Carrying Amounts	Less than one year	Less than five years
<i>Deposits:</i>				
Cash on hand	<i>Not Rated</i>	\$ 5,630	\$ 5,630	\$ -
Checking	<i>Not Rated</i>	1,585,462	1,585,462	-
Savings	<i>Not Rated</i>	770,526	770,526	-
Certificates of deposit	<i>Not Rated</i>	1,823,619	1,273,619	550,000
<i>Investments:</i>				
Pools	<i>AAAm</i>	5,540,496	5,540,496	-
Treasuries		-	-	-
Agencies	<i>Aaa - AA+</i>	13,201,187	532,166	12,669,021
Total		<u>\$ 22,926,920</u>	<u>\$ 9,707,899</u>	<u>\$ 13,219,021</u>

Financial statement captions:

Cash and investments:

Governmental funds	\$ 21,107,355
Fiduciary funds	1,552,531
Yuma County Water Authority	267,034
Total	<u>\$ 22,926,920</u>

The investment pools represent investments in COLOTRUST and C-SAFE which are 2a7-like pools. The fair value of the pools is determined by the pools' share price. The County has no regulatory oversight for the pools.

Yuma County, Colorado
Notes to the Financial Statements
December 31, 2017
(Continued)

III. Detailed Notes on All Funds (continued)

B. Receivables

Receivables as of year-end for the County's funds are as follows. The County considers all receivables collectible and therefore, has not provided a reserve for uncollectible accounts receivable.

	<u>General</u>	<u>Road and Bridge</u>	<u>Human Services</u>	<u>Grant</u>	<u>Water Authority Public Imp. District</u>	<u>Non-Major Funds</u>	<u>Grand Total</u>
Receivables:							
Taxes	\$ 4,108,707	\$ 618,839	\$ 244,697	\$ -	\$ 1,106,520	\$ 367,045	\$ 6,445,808
Accounts	112,180	-	-	-	-	356	112,536
Intergovernmental	-	575,373	73,346	54,293	11,126	8,425	722,563
Net receivables	<u>\$ 4,220,887</u>	<u>\$ 1,194,212</u>	<u>\$ 318,043</u>	<u>\$ 54,293</u>	<u>\$ 1,117,646</u>	<u>\$ 375,826</u>	<u>\$ 7,280,907</u>

C. Capital Assets

Capital asset activity for the year ended December 31, 2017 was as follows for the County:

	<u>Beginning Balance</u>	<u>Increases</u>	<u>Decreases</u>	<u>Transfers</u>
Governmental activities:				
Capital assets, not being depreciated:				
Land	\$ 532,983	\$ -	\$ -	\$ -
Water rights	20,139,000	-	-	-
Total capital assets, not being depreciated	<u>20,671,983</u>	<u>-</u>	<u>-</u>	<u>-</u>
Capital assets, being depreciated:				
Buildings and other improvements	6,606,683	1,435,807	(190,222)	-
Equipment	10,964,048	726,533	(349,208)	-
Infrastructure - Roads and bridges	16,197,117	447,465	-	-
Total capital assets being depreciated	<u>33,767,848</u>	<u>2,609,805</u>	<u>(539,430)</u>	<u>-</u>
Less accumulated depreciation for:				
Buildings and other improvements	(3,236,628)	(245,664)	140,376	(110,491)
Equipment	(7,949,289)	(825,365)	354,128	110,491
Infrastructure - Roads and bridges	(11,483,218)	(763,438)	-	-
Total accumulated depreciation	<u>(22,669,135)</u>	<u>(1,834,467)</u>	<u>494,504</u>	<u>-</u>
Total capital assets being depreciated, net	<u>11,098,713</u>	<u>775,338</u>	<u>(44,926)</u>	<u>-</u>
Governmental activities capital assets, net	<u>\$ 31,770,696</u>	<u>\$ 775,338</u>	<u>\$ (44,926)</u>	<u>\$ -</u>

Yuma County, Colorado
Notes to the Financial Statements
December 31, 2017
(Continued)

III. Detailed Notes on All Funds (continued)

C. Capital Assets (continued)

Capital asset activity for the past year was as follows for the Water Authority:

	<u>Beginning Balance</u>	<u>Increases</u>	<u>Decreases</u>	<u>Ending Balance</u>
Governmental Activities - Component unit:				
Capital assets, not being depreciated:				
Water rights	\$ 739,564	\$ -	\$ -	\$ 739,564
Total capital assets, not being depreciated	<u>739,564</u>	<u>-</u>	<u>-</u>	<u>739,564</u>
Governmental activities capital assets - Component unit				
	<u>\$ 739,564</u>	<u>\$ -</u>	<u>\$ -</u>	<u>\$ 739,564</u>

Depreciation expense was charged to functions of the primary government as follows:

	Depreciation Expense
Governmental activities:	
General government	\$ 146,499
Public safety	140,483
Health and human services	95,932
Community auxiliary services	87,110
Public works	1,322,865
Landfill	41,578
Total depreciation expense - governmental activities	<u>\$ 1,834,467</u>

D. Interfund Receivables, Payables and Transfers

Transfers for 2017 were as follows:

<u>Transferred from</u>	<u>Transferred to</u>	<u>Amount</u>	<u>Reason</u>
General Fund	Landfill Fund	\$ 102,250	Fund landfill operations
General Fund	Sheriff's Victim Assistance and Grant Fund	13,000	Fund grant costs
General Fund	Separation of employment	60,000	Fund retirement costs
General Fund	Capital Acquisition Fund	1,195,006	Fund capital outlay
Landfill Fund	Landfill Closure Fund	5,000	Fund closure costs
Total		<u>\$ 1,375,256</u>	

Yuma County, Colorado
Notes to the Financial Statements
December 31, 2017
(Continued)

III. Detailed Notes on All Funds (continued)

E. Operating Leases

The County is committed to leases for office equipment, computer systems and equipment and gravel. These leases are considered, for accounting purposes, to be operating leases, and therefore, the liability and the related assets have not been recorded on these financial statements

F. Long-term Liabilities

1. General Obligation Bonds, Series 2008

The Water Authority Public Improvement District, a blended component unit of the County, issued \$5,780,000 of general obligations bonds in 2008, the proceeds of which were used to acquire water rights. These bonds bear interest at annual rates ranging from 3.25% to 4.60%. Starting in 2010, principal payments ranging from \$100,000 to \$555,000 are due annually on December 1, through 2023. Starting in 2010, interest payments are due June 1 and December 1, through 2023.

The General Obligation Bonds, Series 2008 also bear supplemental interest for the period from the delivery of the bonds through the payment of supplemental interest registered coupons, which matured at \$225,000 on December 1, 2010.

These bonds constitute general obligations of the Water Authority Public Improvement District and were partially refunded in 2016 through the subsequent bond issue.

2. General Obligation Refunding Bonds, Series 2016

The Water Authority Public Improvement District, a blended component unit of the County, issued \$2,725,000 of general obligations bonds in 2016, the proceeds of which were used to acquire water rights. These bonds bear interest at annual rates of 2%. Principal and interest payments are due June 1 and December 1, through 2023.

These bonds constitute general obligations of the Water Authority Public Improvement District and are not refundable.

3. Colorado Water Conservation Board (“CWCB”) Note Payable

The Water Authority Public Improvement District entered into a loan agreement with the CWCB in 2008 in the amount of \$9,595,000, the proceeds of which were used to acquire water rights. This note bears interest at an annual rate of 2.25%. Starting in 2010, aggregate principal and interest payments of \$607,016 are due June 1, through 2029.

The loan constitutes a general obligation of the Water Authority Public Improvement District.

Yuma County, Colorado
Notes to the Financial Statements
December 31, 2017
(Continued)

III. Detailed Notes on All Funds (continued)

F. Long-term Liabilities (continued)

4. Compensated Absences

The County has a policy for the accumulation of personal leave payouts, subject to certain maximum limits. In accordance with GAAP, the County's approximate liability for personal leave and compensation time pay earned by employees at December 31, 2017 has been reflected in the government-wide financial statements. This liability is generally liquidated by the Separation of Employment Fund.

5. Landfill Closure Costs – Contingent Liability

State and federal laws and regulations require that the County place a final cover on its landfill when closed and perform certain maintenance and monitoring functions at the landfill site for thirty years after closure. In addition to operating expenses relating to current activities of the landfill, a liability provision is being recognized based on the future closure and post closure care. Closure and post closure care costs are recognized based on the amount of the landfill used during the year.

The estimated liability for landfill closure and post closure care costs has a balance of \$323,244 at December 31, 2017, which is based upon 25% usage (estimated percentage filled) of the landfill. It is estimated that an additional \$507,134 will be recognized as closure and post closure care expenses between the date of the balance sheet and 2080; the date the landfill is expected to be filled to capacity. The estimated total current cost of the landfill closure and post closure costs of \$830,378 is based on the amount that would be paid if all equipment, facilities, and services required to close, monitor, and maintain the landfill were acquired as of December 31, 2017. Closure and post closure costs are estimated to be \$786,404 and \$43,974, respectively. However, the actual costs of closure and post closure may be higher due to inflation, changes in technology, or changes in landfill laws and regulations.

The County is required by state and federal laws and regulations to provide adequate financial resources to pay for all closure and post closure care. The remaining portion of anticipated future inflation costs and additional costs that might arise from changes in post closure requirements (due to changes in technology or more rigorous environmental regulations, for example) may need to be covered by charges to future landfill users, taxpayers, or both.

Yuma County, Colorado
Notes to the Financial Statements
December 31, 2017
(Continued)

III. Detailed Notes on All Funds (continued)

F. Long-term Liabilities (continued)

6. Activity and Debt Service Schedules

Long-term liability activity for the year ended December 31, 2017, was as follows:

	Balance January 1, 2017	Additions	(Reductions)	Balance December 31, 2017	Due Within One Year
G.O. Bonds:					
Series 2008	\$ 880,000	\$ -	\$ (430,000)	\$ 450,000	\$ 450,000
Series 2016	2,725,000	-	(55,000)	2,670,000	55,000
Premium on 2016	78,800	-	(16,404)	62,396	-
Notes payable	6,664,127	-	(457,073)	6,207,054	467,357
Accrued comp. absences	421,964	-	(6,604)	415,360	-
Landfill closure	312,514	10,730	-	323,244	-
Total	\$ 11,082,405	\$ 10,730	\$ (965,081)	\$ 10,128,054	\$ 972,357

Aggregate annual debt service requirements at December 31, 2017, are as follows:

	Principal	Interest	Total
2018	972,357	304,897	\$ 1,277,254
2019	1,007,873	181,443	1,189,316
2020	1,028,625	160,091	1,188,716
2021	1,039,619	138,297	1,177,916
2022	1,070,860	116,256	1,187,116
2023-2028	3,760,802	335,194	4,095,996
2029	446,918	10,056	456,974
	<u>9,327,054</u>	<u>\$ 1,246,234</u>	<u>\$ 10,573,288</u>
Add: Deferred amounts			
Premium on bonds	62,396		
Total Debt	<u>\$ 9,389,450</u>		

Yuma County, Colorado
Notes to the Financial Statements
December 31, 2017
(Continued)

III. Detailed Notes on All Funds (continued)

G. Fund Balance

The County classifies governmental fund balances as follows:

Non-spendable - includes fund balance amounts that cannot be spent either because it is not in spendable form or because of legal or contractual requirements.

Spendable Fund Balance:

Restricted – includes fund balance amounts that are constrained for specific purposes which are externally imposed by providers, such as creditors or amounts constrained due to constitutional provisions or enabling legislation.

Committed – includes fund balance amounts that are constrained for specific purposes that are internally imposed by the government through formal action of the highest level of decision making authority which is the County Commissioners. The County's original budget legislation begins with combining historical data, assessment of needs for the upcoming year and the County Commissioners' platform to review, and / or make changes to each department's budget. Before year end, a budgetary committee will meet again with each department for final review and approval of preliminary budget. The Budget is then formally presented to the County Commissioners via an advertised public process for their review, revisions and final approval by year end. All subsequent budget requests made during the year, after the County Commissioners approval, must be presented via a public process and again approval by the County Commissioners.

Assigned – includes spendable fund balance amounts that are intended to be used for specific purposes that are neither considered restricted or committed. Fund Balance may be assigned by the County Commissioners or its management designee.

Unassigned - includes residual positive fund balance within a general fund which has not been classified within the other above mentioned categories. Unassigned fund balance may also include negative balances for any governmental fund if expenditures exceed amounts.

The County uses restricted amounts to be spent first when both restricted and unrestricted fund balance is available unless there are legal documents / contracts that prohibit doing this, such as in grant agreements requiring dollar for dollar spending. The County does not have a formal minimum fund balance policy.

Yuma County, Colorado
Notes to the Financial Statements
December 31, 2017
(Continued)

III. Detailed Notes on All Funds (continued)

G. Fund Balance (continued)

Fund balance classifications are reported in the aggregate on the face of the balance sheet. The components of each classification are as follows:

	<u>General</u>	<u>Road and Bridge</u>	<u>Human Services</u>	<u>Grant</u>	<u>Water Authority Public Imp. District</u>
Nonspendable:					
Inventory	\$ -	\$ 276,871	\$ -	\$ -	\$ -
Total Nonspendable:	\$ -	\$ 276,871	\$ -	\$ -	\$ -
Restricted:					
Constitutionally required					
emergency reserve	\$ 462,000	\$ -	\$ -	\$ -	\$ -
Road impact fees	-	113,986	-	-	-
Capital projects and purchases	-	-	-	26,710	-
Total Restricted:	\$ 462,000	\$ 113,986	\$ -	\$ 26,710	\$ -
Committed:					
Accrued compensation	\$ 214,826	\$ -	\$ -	\$ -	\$ -
Water Purchases	760,000	-	-	-	599,007
Commitment for future projects	2,203,850	-	-	-	-
Maintenance and monitoring	-	6,185,562	-	-	-
Human services	-	-	600,578	-	-
Total Committed:	\$ 3,178,676	\$ 6,185,562	\$ 600,578	\$ -	\$ 599,007
Assigned:					
Budget assignments	\$ 6,586,563	\$ -	\$ -	\$ -	\$ -
Total Assigned:	\$ 6,586,563	\$ -	\$ -	\$ -	\$ -
	<u>Landfill Fund</u>	<u>Landfill Closure Fund</u>	<u>Recreation Fund</u>	<u>Conservation Trust Fund</u>	<u>Capital Acquisitions Fund</u>
Restricted:					
Maintenance and monitoring	\$ -	\$ 111,218	\$ -	\$ -	\$ -
Culture and recreation	-	-	-	113,153	-
Total Restricted:	\$ -	\$ 111,218	\$ -	\$ 113,153	\$ -
Committed:					
Capital projects and purchases	\$ -	\$ -	\$ -	\$ -	\$ 1,062,222
Culture and recreation	-	-	1,009,007	-	-
Landfill	175,596	-	-	-	-
Total Committed:	\$ 175,596	\$ -	\$ 1,009,007	\$ -	\$ 1,062,222

Yuma County, Colorado
Notes to the Financial Statements
December 31, 2017
(Continued)

III. Detailed Notes on All Funds (continued)

G. Fund Balance (continued)

	<u>Useful Public Fund</u>	<u>Sheriff's Victim Assistance and Grant Fund</u>	<u>Separation of Employment Fund</u>	<u>Self Insurance Fund</u>
Restricted:				
Public safety	\$ 12,756	64,350	-	-
Total Restricted:	<u>\$ 12,756</u>	<u>64,350</u>	<u>-</u>	<u>-</u>
Committed:				
Accrued compensation	\$ -	\$ -	\$ 133,448	\$ -
County insurance	-	-	-	969,183
Total Committed:	<u>\$ -</u>	<u>\$ -</u>	<u>\$ 133,448</u>	<u>\$ 969,183</u>

IV. Other Information

A. Employee Retirement Plans

1. Defined Contribution Pension Plan (401a)

Under a defined contribution pension plan, the benefits a participant will receive depend solely on the amount contributed to the participant's account plus the returns earned on investments of those contributions.

Participation is mandatory for all employees after one year of employment. Eligible employees contribute 5% of their base pay, and the County contributes 5% of their base pay. The plan has a five (5) year vesting period and is distributed upon an employee's separation from service, disability, or death. Forfeitures are used to fund employer contributions. Forfeitures for the fiscal year 2017 were \$6,109.

The contribution requirements of the retirement plan participants and the County are established, and may be amended, by the County Commissioners. During 2017, the County matched the employees' required employer contributions, which amounted to \$193,055. The County's total payroll for 2017 was \$4,943,405 and covered payroll was \$3,861,101. The plan is administered by the Colorado Counties Officers and Employees Retirement Association ("CCOERA").

As the County is not the trustee and does not administer the plan, the plan is not included in the financial statements. The County has no liability for losses under the plan but does have the duty of due care that would be required of an ordinary prudent investor.

Yuma County, Colorado
Notes to the Financial Statements
December 31, 2017
(Continued)

IV. Other Information (continued)

A. Employee Retirement Plans (continued)

2. Deferred Compensation Plan (Section 457)

The County offers its employees a deferred compensation plan created in accordance with Internal Revenue Code Section 457. The plan, available to all County employees, permits them to defer a portion of their salary until future years. The deferred compensation is not available to employees until separation from service or death.

The County has no liability for losses under the plan, does not administer the plan and is not the trustee of the plan; therefore, the plan is not included in the financial statements.

The plans deferral limit was \$18,000 in 2017 with a catchup provision of an additional \$6,000 for participants over 50

B. Cafeteria Plan

The County offers a cafeteria plan organized under Internal Revenue Code Section 125 that includes the following benefits: accident and/or term life insurance, health insurance premiums, unreimbursed health expense, and dependent day care reimbursement. No cost to the County is recognized, as the plan is a salary reduction plan.

C. Post-Employment Health Care Benefits

All County employees covered by COBRA insurance may continue their health insurance following a reduction in work hours or termination of employment. Employees who elect continued coverage must pay for premiums from the termination date of coverage and monthly thereafter. No cost to the County is recognized as participants make payments directly to the CTSI – County Health Pool for their premium cost.

D. Commitments and Contingencies

Amounts received or receivable from grantor agencies are subject to audit and adjustment by grantor agencies, principally the federal government. Any disallowed claims, including amounts already collected, may constitute a liability of the applicable funds. The amount, if any, of expenditures which may be disallowed by the grantor cannot be determined at this time although the County expects such amounts, if any, to be immaterial.

During the normal course of business, the County incurs claims and other assertions against it from various agencies and individuals. Management of the County believes that none of these claims or assertions is significant enough that they would materially affect the fairness of the presentation of the financial statements at December 31, 2017.

Yuma County, Colorado
Notes to the Financial Statements
December 31, 2017
(Continued)

IV. Other Information (continued)

E. Risk Management

The County is exposed to various risks of loss related to workers' compensation; general liability; unemployment; torts; theft of, damage to, and destruction of assets; and errors and omissions. The County has acquired commercial coverage for these risks and claims, if any, are not expected to exceed the commercial insurance coverage. The County has also joined the following self-insurance pools to obtain insurance coverage. The pools are groups of other Colorado counties that have associated to obtain various types of insurance.

The County is a member of the Colorado Counties Casualty and Property Pool ("CAPP") and the County Worker's Compensation Pool ("CWCP"). CAPP and CWCP have a legal obligation for claims against its members to the extent that funds are available in their annually established loss funds; amounts are available from insurance providers under excess specific and aggregate insurance contracts. Losses incurred in excess of loss funds are direct liabilities of the participating members. CAPP and CWCP have indicated that the amount of any excess losses would be billed to members in proportion to their contributions in the year such excess occurs, although they are not legally required to do so. The ultimate liability, if any, to the County resulting from claims not covered by CAPP and CWCP is not presently determinable. Management is of the opinion that the final outcome of such claims, if any, will not have a materially adverse effect on the County's financial statements.

1. Colorado Counties Casualty and Property Pool

The County is exposed to various risks of loss related to property and casualty losses. The County joined together with other counties in the State of Colorado to form the Colorado Counties Casualty and Property Pool ("CAAP"), a public entity risk pool currently operating as a common risk management and insurance program for member counties. The County pays an annual contribution to CAPP for its property and casualty insurance coverage. The intergovernmental agreement of formation of CAPP provides that the Pool will be financially self-sustaining through member contributions and additional assessments, if necessary, and the Pool will purchase excess insurance through commercial companies for members' claims in excess of a specified self-insured retention, which is determined each policy year.

2. County Workers' Compensation Pool

The County is exposed to various risks of loss related to injuries of employees while on the job. As previously explained, the County joined together with other counties in the State of Colorado to form the County Worker's Compensation Pool ("CWCP"), a public entity risk pool currently operating as a common risk management and insurance program for member counties.

The County pays an annual contribution to CWCP for its workers' compensation insurance coverage. The intergovernmental agreement of formation of CWCP provides that the Pool will be financially self-sustaining through member contributions and additional assessments, if necessary, and the Pool will purchase excess insurance through commercial companies for members' claims in excess of a specified self-insured retention, which is determined each policy year.

Yuma County, Colorado
Notes to the Financial Statements
December 31, 2017
(Continued)

IV. Other Information (continued)

F. Other Employee Benefits

The County utilizes the CTSI – County Health Pool to provide health insurance benefits. The County provides basic, major medical, life, voluntary dental and vision coverage to all full-time employees and their eligible dependents. The plan is funded by the County and employee contributions, and benefits are administered through the CTSI – County Health Pool.

G. Significant Taxpayers

Twenty seven percent (27%) of all County-wide property taxes were paid by ten taxpayers. The following are the top ten taxpayers in the County:

<u>Name</u>	<u>Assessed Value</u>	<u>Tax Dollars</u>
BNSF RAILWAY COMPANY	\$ 11,366,100	\$ 783,328
CHEYENNE PLAINS GAS PIPELINE CO	9,447,600	702,852
TRI-STATE GENERATION & TRANSMISSION ASSN., INC	8,827,700	615,138
OVERLAND PASS PIPELINE CO, LLC	8,572,000	590,531
TALLGRASS PONY EXPRESS PIPELINE LLC	7,413,600	510,371
Y-W ELEC ASSN INC	7,122,900	501,530
AUGUSTUS ENERGY RESOURCES, LLC	4,985,780	352,252
ROSEWOOD RESOURCES, INC	4,089,220	290,909
YUMA ETHANOL, LLC	4,106,400	284,208
SEABOARD FARMS, INC	4,016,140	282,162
Totals	<u><u>\$ 69,947,440</u></u>	<u><u>\$ 4,913,281</u></u>

H. Intergovernmental Agreements

1. W-Y Combined Communications Center

The W-Y Combined Communications Center (the “Center”) was formed by intergovernmental agreement to provide emergency and dispatch services to the public safety providers in the Washington and Yuma County area. During 2017, the following entities provided the financial support to the Center:

Yuma County	\$ 440,000
Washington County	220,000
Washington-Yuma Counties E911 Authority	60,000
RETAC Coordinator	100,885
Total	<u><u>\$ 820,885</u></u>

Yuma County, Colorado
Notes to the Financial Statements
December 31, 2017
(Continued)

IV. Other Information (continued)

H. Intergovernmental Agreements (continued)

1. W-Y Combined Communications Center (continued)

The following are the condensed, audited financial statements of the Center at December 31, 2017:

Statement of Net Position

Assets:

Current other assets	\$ 164,375
Capital assets, net	2,570
Total Assets	166,945

Deferred Outflows of Resources:

Pension related deferred outflows	283,791
Total Deferred Outflows of Resources	283,791

Liabilities:

Other liabilities	1,911
Long-term liabilities	1,115,802
Total Liabilities	1,117,713

Deferred Inflows of Resources:

Pension related deferred inflows	39,429
Total Deferred Inflows of Resources	39,429

Net Position:

Net investment in capital assets	2,570
Unrestricted	(708,976)
Total Net Position	\$ (706,406)

Statement of Activities:

Revenues:

Allocation governments	\$ 820,885
Other	1,096
Total Revenues	821,981

Expenditures:

Salaries and benefits	640,020
Other	232,051
Total Expenditures	872,071

Change in Net Position	(50,090)
Net Position - Beginning of Year	(656,316)
Net Position - End of Year	\$ (706,406)

Complete separate financial statements of the Center may be obtained from the County.

Yuma County, Colorado
Notes to the Financial Statements
December 31, 2017
(Continued)


IV. Other Information (continued)

H. Intergovernmental Agreements (continued)

2. Republican River Water Conservation District

The Yuma County Water Authority Public Improvement District, a blended component unit of the County, entered into an agreement with the Republican River Water Conservation District (the "Conservation District") in 2008 whereby the Water Authority Public Improvement District is leasing certain water rights to the Conservation District for \$5,000,000. The lease term is for twenty years and expires December 31, 2028. The related revenue was received by the Water Authority Public Improvement District in 2008. This revenue was recognized on the fund financial statements in 2008. However, for the government-wide financial statements, the revenue is recognized evenly over the twenty-year lease term. For the year ended December 31, 2017 the government-wide financial statements include earned revenue of \$250,000 and advanced water lease revenue of \$2,750,000.

REQUIRED SUPPLEMENTARY INFORMATION



Yuma County, Colorado
General Fund
Schedule of Revenues, Expenditures and Changes in Fund Balance
Budget (GAAP) Basis and Actual
For the Year Ended December 31, 2017
(With Comparative Actual Amounts for 2016)

	2017			2016	
	Original Budget	Final Budget	Actual	Final Budget Variance Positive (Negative)	Actual
Revenues:					
Taxes:					
General property taxes	4,004,783	4,004,783	4,003,940	(843)	4,671,174
Interest and delinquent taxes	7,000	7,000	(3,411)	(10,411)	9,897
Intergovernmental revenue:					
State sources	89,001	89,001	116,185	27,184	84,979
Federal sources	32,110	32,110	45,599	13,489	49,189
Licenses and permits	3,900	3,900	6,615	2,715	5,511
Charges for services	936,200	936,200	927,855	(8,345)	1,002,872
Investment income	125,000	125,000	252,375	127,375	35,762
Other	46,000	46,000	103,879	57,879	70,418
Total Revenues	<u>5,243,994</u>	<u>5,243,994</u>	<u>5,453,037</u>	<u>209,043</u>	<u>5,929,802</u>
Expenditures:					
General government:					
Administrative	153,200	153,200	123,764	29,436	144,438
Commissioners	564,000	564,000	546,803	17,197	516,983
Attorney	30,000	30,000	11,133	18,867	30,832
Planning and zoning	42,300	42,300	34,388	7,912	35,848
County Clerk	333,000	333,000	330,719	2,281	315,177
County Treasurer	218,900	218,900	200,826	18,074	200,222
County Assessor	376,400	376,400	362,106	14,294	329,676
GIS mapping	51,600	51,600	42,703	8,897	46,808
Elections	69,700	69,700	48,142	21,558	64,638
Building maintenance	324,700	324,700	303,961	20,739	286,781
Drivers license	51,900	52,000	51,911	89	52,390
Information Technology	-	2,000	1,540	460	-
Assessor maps	2,500	2,500	258	2,242	1,230
Telephone	3,000	4,000	3,749	251	3,014
Judicial:					
District Attorney	202,181	202,181	202,181	-	197,250
Public Safety:					
Sheriff	856,200	924,000	913,492	10,508	885,739
Jail	957,850	957,850	929,574	28,276	881,605
Coroner	57,800	57,800	56,935	865	56,721
E-911 communications	440,000	440,000	440,000	-	440,000
Emergency preparedness	32,820	32,820	30,923	1,897	30,391
Health and Human Services:					
Northeast Colorado Health Department	97,010	97,010	97,010	-	97,010
Emergency medical services	55,500	55,500	10,490	45,010	22,367
Eastern CO Services for Developmentally Disabled	22,524	22,524	22,524	-	20,762
Community Auxiliary Services:					
W-Y Communications tower	3,000	3,000	658	2,342	653
Irrigation research	4,000	4,000	4,000	-	4,000
Golden Plains Extension	200,900	200,900	183,717	17,183	182,962
Northeast Colorado Bookmobile	30,000	30,000	30,000	-	30,000
Veterans' Officer	10,650	10,650	9,431	1,219	8,511
County fair	240,400	256,600	242,075	14,525	229,912
County express	36,045	36,045	36,045	-	33,321
County economic development	45,000	45,000	45,000	-	45,000
Northeastern Colorado Association of Local Gov'ts.	18,096	18,096	18,096	-	18,433
Water expenditures	51,000	51,000	50,215	785	50,215
Total Expenditures	<u>5,582,176</u>	<u>5,669,276</u>	<u>5,384,369</u>	<u>284,907</u>	<u>5,262,889</u>
Excess (Deficiency) of Revenues Over Expenditures	(338,182)	(425,282)	68,668	493,950	666,913
Other Financing (Uses):					
Transfers in	-	-	-	-	29,413
Transfers (out)	(2,089,888)	(2,149,888)	(1,164,256)	985,632	(457,977)
Sale of assets	-	-	2,487	2,487	3,776
Total Other Financing (Uses)	<u>(2,089,888)</u>	<u>(2,149,888)</u>	<u>(1,161,769)</u>	<u>988,119</u>	<u>(424,788)</u>
Net Change in Fund Balance	<u>(2,428,070)</u>	<u>(2,575,170)</u>	<u>(1,093,101)</u>	<u>1,482,069</u>	<u>242,125</u>
Fund Balances - Beginning of Year			<u>11,320,340</u>		<u>11,078,215</u>
Fund Balances - End of Year			<u>10,227,239</u>		<u>11,320,340</u>

The accompanying notes are an integral part of these financial statements.

Yuma County, Colorado
Road and Bridge Fund
Schedule of Revenues, Expenditures and Changes in Fund Balance
Budget (GAAP) Basis and Actual
For the Year Ended December 31, 2017
(With Comparative Actual Amounts for 2016)

	2017			Final Budget Variance Positive (Negative)	2016
	Original Budget	Final Budget	Actual		Actual
Revenues:					
Taxes:					
General property taxes	604,446	604,446	604,320	(126)	706,553
Specific ownership taxes	532,000	532,000	661,511	129,511	673,493
Interest and delinquent taxes	500	500	(638)	(1,138)	1,239
Total Local Sources	<u>1,136,946</u>	<u>1,136,946</u>	<u>1,265,193</u>	<u>128,247</u>	<u>1,381,285</u>
Intergovernmental revenues:					
Federal sources	45,050	45,050	36,053	(8,997)	43,954
State sources	3,550,814	3,550,814	3,345,293	(205,521)	3,054,657
Total Intergovernmental revenues	<u>3,595,864</u>	<u>3,595,864</u>	<u>3,381,346</u>	<u>(214,518)</u>	<u>3,098,611</u>
Permits and licenses	2,500	2,500	500	(2,000)	1,500
Charges for services	4,200	4,200	13,598	9,398	23,475
Other Revenue	<u>31,225</u>	<u>31,225</u>	<u>42,523</u>	<u>11,298</u>	<u>37,825</u>
Total Revenues	<u>4,770,735</u>	<u>4,770,735</u>	<u>4,703,160</u>	<u>(67,575)</u>	<u>4,542,696</u>
Expenditures:					
Public Works:					
Maintenance of condition	128,000	128,000	58,465	69,535	58,455
Administration and general	2,924,000	2,924,000	2,637,945	286,055	2,763,835
Construction and capital outlay	1,822,000	1,822,000	1,416,536	405,464	1,572,423
Reclamation	50,000	50,000	18,808	31,192	18,363
Grants and other	643,000	643,000	446,667	196,333	2,097
Total Expenditures	<u>5,567,000</u>	<u>5,567,000</u>	<u>4,578,421</u>	<u>988,579</u>	<u>4,415,173</u>
Excess (Deficiency) of Revenues Over Expenditures	(796,265)	(796,265)	124,739	921,004	127,523
Other Financing Sources (Uses):					
Sale of assets	-	-	33,216	33,216	-
Insurance recoveries	-	-	1,072	1,072	37,888
Total Other Financing Sources (Uses)	<u>-</u>	<u>-</u>	<u>34,288</u>	<u>34,288</u>	<u>37,888</u>
Net Change in Fund Balance	<u>(796,265)</u>	<u>(796,265)</u>	159,027	<u>955,292</u>	165,411
Fund Balances - Beginning of Year			<u>6,417,392</u>		<u>6,251,981</u>
Fund Balances - End of Year			<u>6,576,419</u>		<u>6,417,392</u>

The accompanying notes are an integral part of these financial statements.

Yuma County, Colorado
Human Services Fund
Schedule of Revenues, Expenditures and Changes in Fund Balance
Budget (GAAP) Basis and Actual
For the Year Ended December 31, 2017
(With Comparative Actual Amounts for 2016)

	2017			Final Budget Variance Positive (Negative)	2016
	Original Budget	Final Budget	Actual		Actual
Revenues:					
Local sources:					
General property taxes	239,892	239,892	238,835	(1,057)	280,078
Total local sources	<u>239,892</u>	<u>239,892</u>	<u>238,835</u>	<u>(1,057)</u>	<u>280,078</u>
Program revenues:					
Federal and State	3,403,706	3,403,706	2,917,749	(485,957)	2,967,226
Total Revenues	<u>3,643,598</u>	<u>3,643,598</u>	<u>3,156,584</u>	<u>(487,014)</u>	<u>3,247,304</u>
Expenditures:					
Colorado works	239,591	239,591	170,569	69,022	176,168
Child care	204,419	204,419	69,099	135,320	87,178
Child care grants	35,000	35,000	37,242	(2,242)	49,605
Administration & medical exams	247,687	247,687	306,497	(58,810)	282,132
Child welfare	765,325	765,325	768,328	(3,003)	647,160
Independent living	-	-	-	-	458
Core services	218,357	218,357	155,674	62,683	177,649
Child support	94,643	94,643	69,580	25,063	67,418
Employment first	20,555	20,555	1,321	19,234	61,199
LEAP - Low Energy Assistance Program	186,064	186,064	138,208	47,856	122,959
AND - Aid for Needy Disabled	48,373	48,373	27,076	21,297	45,346
OAP - Old Age Pension	252,555	252,555	230,670	21,885	233,288
HCA (Home Care Allowance)	13,269	13,269	11,565	1,704	8,938
Food stamps	1,205,664	1,205,664	1,151,009	54,655	1,208,179
Non-Allocated Programs	3,600	3,600	1,532	2,068	1,551
Other programs	104,264	104,264	83,024	21,240	42,165
IV-E and parental fees	-	-	276	(276)	-
IV-D retained collections	(18,500)	(18,500)	(10,070)	(8,430)	(15,609)
TANF collections	(350)	(350)	-	(350)	(204)
Total Expenditures	<u>3,620,516</u>	<u>3,620,516</u>	<u>3,211,600</u>	<u>408,916</u>	<u>3,195,580</u>
Net Change in Fund Balance	<u>23,082</u>	<u>23,082</u>	(55,016)	<u>(78,098)</u>	51,724
Fund Balances - Beginning of Year			655,594		603,870
Fund Balances - End of Year			<u>600,578</u>		<u>655,594</u>

The accompanying notes are an integral part of these financial statements.

Yuma County, Colorado
Special Revenue Funds
Grant Fund
Schedule of Revenues, Expenditures and Changes in Fund Balance
Budget (GAAP) Basis and Actual
For the Year Ended December 31, 2017
(With Comparative Actual Amounts for 2016)

	<u>2017</u>			Final Budget Variance Positive (Negative)	<u>2016</u>
	Original Budget	Final Budget	Actual		Actual
Revenues:					
Intergovernmental grants	626,007	626,007	311,273	(314,734)	313,383
Miscellaneous	47,283	47,283	31,284	(15,999)	12,389
Total Revenues	<u>673,290</u>	<u>673,290</u>	<u>342,557</u>	<u>(330,733)</u>	<u>325,772</u>
Expenditures:					
General government	419,418	419,418	39,506	379,912	78,551
Judicial	86,501	86,501	106,501	(20,000)	87,380
Public safety	9,281	9,281	150	9,131	6,683
Community auxiliary services	184,800	184,800	196,400	(11,600)	163,200
Total Expenditures	<u>700,000</u>	<u>700,000</u>	<u>342,557</u>	<u>357,443</u>	<u>335,814</u>
Excess (Deficiency) of Revenues Over Expenditures	(26,710)	(26,710)	-	26,710	(10,042)
Other Financing Sources:					
Transfers in	26,710	26,710	-	(26,710)	16,903
Total Other Financing Sources	<u>26,710</u>	<u>26,710</u>	<u>-</u>	<u>(26,710)</u>	<u>16,903</u>
Net Change in Fund Balance	<u>-</u>	<u>-</u>	<u>-</u>	<u>-</u>	6,861
Fund Balances - Beginning of Year			26,710		19,849
Fund Balances - End of Year			<u>26,710</u>		<u>26,710</u>


The accompanying notes are an integral part of these financial statements.

Yuma County, Colorado
Special Revenue Funds
Water Authority Public Improvement District
Schedule of Revenues, Expenditures and Changes in Fund Balance
Budget (GAAP) Basis and Actual
For the Year Ended December 31, 2017
(With Comparative Actual Amounts for 2016)

	2017			Final Budget Variance Positive (Negative)	2016
	Original Budget	Final Budget	Actual		Actual
Revenues:					
Taxes:					
General property taxes	1,075,527	1,075,527	1,071,533	(3,994)	1,257,296
Specific ownership taxes	97,000	97,000	128,184	31,184	130,856
Interest and delinquent taxes	-	-	2,379	2,379	2,137
Total Revenues	<u>1,172,527</u>	<u>1,173,027</u>	<u>1,203,500</u>	<u>30,473</u>	<u>1,391,219</u>
Expenditures:					
Community Auxiliary Services:					
Administration and general	184,200	184,200	32,821	151,379	38,077
Debt Service:					
Principal	512,073	512,073	942,073	(430,000)	447,014
Interest	317,644	317,644	244,330	73,314	243,482
Issuance costs	-	-	-	-	77,990
Total Expenditures	<u>1,013,917</u>	<u>1,013,917</u>	<u>1,219,224</u>	<u>(205,307)</u>	<u>806,563</u>
Excess (Deficiency) of Revenues Over Expenditures	158,610	159,110	(15,724)	(174,834)	584,656
Other Financing Sources:					
Debt proceeds	-	-	-	-	2,725,000
Payment to refunded bond escrow agent	-	-	-	-	(3,224,291)
Premium on bonds issued	-	-	-	-	78,799
Total Other Financing Sources	<u>-</u>	<u>-</u>	<u>-</u>	<u>-</u>	<u>(420,492)</u>
Net Change in Fund Balance	<u>158,610</u>	<u>159,110</u>	(15,724)	<u>(174,834)</u>	164,164
Fund Balances (deficit) - Beginning of Year			<u>614,731</u>		<u>450,567</u>
Fund Balances - End of Year			<u>599,007</u>		<u>614,731</u>

The accompanying notes are an integral part of these financial statements.

SUPPLEMENTARY INFORMATION



Yuma County, Colorado
Combining Balance Sheet
Non-Major Governmental Funds
December 31, 2017

	<u>Special Revenue</u>									
	Capital Acquisitions Fund	Landfill Fund	Landfill Closure Fund	Recreation Fund	Conservation Trust Fund	Useful Public Service	Sheriff's Victim Assistance and Grant Fund	Separation of Employment Fund	Self Insurance Fund	Total Non-major Governmental Funds
Assets:										
Cash and investments	1,085,822	186,545	111,218	1,009,077	113,153	12,450	58,428	133,448	982,877	3,693,018
Property taxes receivable	-	-	-	244,697	-	-	-	-	122,348	367,045
Accounts receivable	-	-	-	-	-	306	-	-	50	356
Due from other governments	-	1,120	-	-	-	-	7,305	-	-	8,425
Total Assets	<u>1,085,822</u>	<u>187,665</u>	<u>111,218</u>	<u>1,253,774</u>	<u>113,153</u>	<u>12,756</u>	<u>65,733</u>	<u>133,448</u>	<u>1,105,275</u>	<u>4,068,844</u>
Liabilities:										
Accounts payable	23,600	12,069	-	70	-	-	1,383	-	13,744	50,866
Total Liabilities	<u>23,600</u>	<u>12,069</u>	<u>-</u>	<u>70</u>	<u>-</u>	<u>-</u>	<u>1,383</u>	<u>-</u>	<u>13,744</u>	<u>50,866</u>
Deferred Inflows of Resources:										
Unavailable revenue - property taxes	-	-	-	244,697	-	-	-	-	122,348	367,045
Total Deferred Inflow of Resources	<u>-</u>	<u>-</u>	<u>-</u>	<u>244,697</u>	<u>-</u>	<u>-</u>	<u>-</u>	<u>-</u>	<u>122,348</u>	<u>367,045</u>
Fund Balances:										
Restricted	-	-	111,218	-	113,153	12,756	64,350	-	-	301,477
Committed	1,062,222	175,596	-	1,009,007	-	-	-	133,448	969,183	3,349,456
Total Fund Balances	<u>1,062,222</u>	<u>175,596</u>	<u>111,218</u>	<u>1,009,007</u>	<u>113,153</u>	<u>12,756</u>	<u>64,350</u>	<u>133,448</u>	<u>969,183</u>	<u>3,650,933</u>
Total Liabilities, Deferred Inflows of Resources and Fund Balances	<u>1,085,822</u>	<u>187,665</u>	<u>111,218</u>	<u>1,253,774</u>	<u>113,153</u>	<u>12,756</u>	<u>65,733</u>	<u>133,448</u>	<u>1,105,275</u>	<u>4,068,844</u>

The accompanying notes are an integral part of these financial statements.

Yuma County, Colorado
Combining Statement of Revenues Expenditures and Changes in Fund Balance
Non-Major Governmental Funds
For the Year Ended December 31, 2017

Special Revenue

	Capital Acquisitions Fund	Landfill Fund	Landfill Closure Fund	Recreation Fund	Conservation Trust Fund	Useful Public Service Fund	Sheriff's Victim Assistance and Grant Fund	Separation of Employment Fund	Self Insurance Fund	Total Non-major Governmental Funds
Revenues:										
Taxes	-	-	-	238,647	-	-	-	-	119,327	357,974
Intergovernmental	603,229	-	-	189	38,579	-	60,497	-	94	702,588
Charges for services	-	320,171	-	-	-	5,659	14,107	-	-	339,937
Investment income	-	-	1,353	-	1,618	-	-	-	-	2,971
Other sources	66,910	-	-	-	-	170	-	-	20,361	87,441
Total Revenues	<u>670,139</u>	<u>320,171</u>	<u>1,353</u>	<u>238,836</u>	<u>40,197</u>	<u>5,829</u>	<u>74,604</u>	<u>-</u>	<u>139,782</u>	<u>1,490,911</u>
Expenditures:										
General government	1,753,891	-	-	-	-	-	-	35,341	160,367	1,949,599
Public safety	-	-	-	-	-	7,440	86,526	-	-	93,966
Culture and recreation	-	-	-	100,862	67,198	-	-	-	-	168,060
Public works	200,053	-	-	-	-	-	-	-	-	200,053
Landfill	-	360,196	-	-	-	-	-	-	-	360,196
Total Expenditures	<u>1,953,944</u>	<u>360,196</u>	<u>-</u>	<u>100,862</u>	<u>67,198</u>	<u>7,440</u>	<u>86,526</u>	<u>35,341</u>	<u>160,367</u>	<u>2,771,874</u>
Excess (Deficiency) of Revenues Over Expenditures	<u>(1,283,805)</u>	<u>(40,025)</u>	<u>1,353</u>	<u>137,974</u>	<u>(27,001)</u>	<u>(1,611)</u>	<u>(11,922)</u>	<u>(35,341)</u>	<u>(20,585)</u>	<u>(1,280,963)</u>
Other Financing Sources (Uses):										
Transfers in	1,195,006	102,250	5,000	-	-	-	13,000	60,000	-	1,375,256
Transfers (out)	-	(11,000)	-	(200,000)	-	-	-	-	-	(211,000)
Insurance recoveries	369,195	-	-	-	-	-	-	-	-	369,195
Total Other Financing Sources (Uses)	<u>1,564,201</u>	<u>91,250</u>	<u>5,000</u>	<u>(200,000)</u>	<u>-</u>	<u>-</u>	<u>13,000</u>	<u>60,000</u>	<u>-</u>	<u>1,533,451</u>
Net Change in Fund Balance	280,396	51,225	6,353	(62,026)	(27,001)	(1,611)	1,078	24,659	(20,585)	252,488
Fund Balances - Beginning of Year	781,826	124,371	104,865	1,071,033	140,154	14,367	63,272	108,789	989,768	3,398,445
Fund Balances - End of Year	<u>1,062,222</u>	<u>175,596</u>	<u>111,218</u>	<u>1,009,007</u>	<u>113,153</u>	<u>12,756</u>	<u>64,350</u>	<u>133,448</u>	<u>969,183</u>	<u>3,650,933</u>

The accompanying notes are an integral part of these financial statements.

Yuma County, Colorado
Capital Acquisitions Fund
Schedule of Revenues, Expenditures and Changes in Fund Balance
Budget (GAAP) Basis and Actual
For the Year Ended December 31, 2017
(With Comparative Actual Amounts for 2016)

	<u>2017</u>			Final Budget Variance Positive (Negative)	<u>2016</u>
	<u>Original Budget</u>	<u>Final Budget</u>	<u>Actual</u>		<u>Actual</u>
Revenues:					
Intergovernmental grants	219,546	219,546	603,229	383,683	-
Miscellaneous	-	-	66,910	66,910	25,000
Total Revenues	<u>219,546</u>	<u>219,546</u>	<u>670,139</u>	<u>450,593</u>	<u>25,000</u>
Expenditures:					
General government	2,375,336	2,375,336	1,753,891	621,445	279,966
Public works	624,664	624,664	200,053	424,611	673,594
Total Expenditures	<u>3,000,000</u>	<u>3,000,000</u>	<u>1,953,944</u>	<u>1,046,056</u>	<u>953,560</u>
Excess (Deficiency) of Revenues Over Expenditures	(2,780,454)	(2,780,454)	(1,283,805)	1,496,649	(928,560)
Other Financing Sources:					
Transfers in	1,981,138	1,981,138	1,195,006	(786,132)	285,838
Sale of assets	-	-	-	-	274,619
Insurance recoveries	-	-	369,195	369,195	49,241
Total Other Financing Sources	<u>1,981,138</u>	<u>1,981,138</u>	<u>1,564,201</u>	<u>(416,937)</u>	<u>609,698</u>
Net Change in Fund Balance	<u>(799,316)</u>	<u>(799,316)</u>	280,396	<u>1,079,712</u>	(318,862)
Fund Balances - Beginning of Year			<u>781,826</u>		<u>1,100,688</u>
Fund Balances - End of Year			<u>1,062,222</u>		<u>781,826</u>

The accompanying notes are an integral part of these financial statements.

Yuma County, Colorado
Special Revenue Funds
Landfill Fund
Schedule of Revenues, Expenditures and Changes in Fund Balance
Budget (GAAP) Basis and Actual
For the Year Ended December 31, 2017
(With Comparative Actual Amounts for 2016)

	<u>2017</u>			Final Budget Variance Positive (Negative)	<u>2016</u>
	Original Budget	Final Budget	Actual		Actual
Revenues:					
Local governmental contributions	120,729	120,729	120,729	-	117,102
Intergovernmental - State sources	-	-	-	-	3,960
Charges for services	118,700	118,700	199,220	80,520	154,112
Other	-	-	222	222	500
Total Revenues	<u>239,429</u>	<u>239,429</u>	<u>320,171</u>	<u>80,742</u>	<u>275,674</u>
Expenditures:					
Operations	345,000	345,000	323,552	21,448	312,703
Capital outlay	25,000	25,000	36,644	(11,644)	19,939
Total Expenditures	<u>370,000</u>	<u>370,000</u>	<u>360,196</u>	<u>9,804</u>	<u>332,642</u>
Excess (Deficiency) of Revenues Over Expenditures	(130,571)	(130,571)	(40,025)	90,546	(56,968)
Other Financing Sources (Uses):					
Transfers in	102,250	102,250	102,250	-	99,756
Transfers (out)	(11,000)	(11,000)	(11,000)	-	(11,000)
Total Other Financing Sources	<u>91,250</u>	<u>91,250</u>	<u>91,250</u>	<u>-</u>	<u>88,756</u>
Net Change in Fund Balance	<u>(39,321)</u>	<u>(39,321)</u>	51,225	<u>90,546</u>	31,788
Fund Balances - Beginning of Year			<u>124,371</u>		<u>92,583</u>
Fund Balances - End of Year			<u>175,596</u>		<u>124,371</u>

The accompanying notes are an integral part of these financial statements.

Yuma County, Colorado
Special Revenue Funds
Landfill Closure Fund
Schedule of Revenues, Expenditures and Changes in Fund Balance
Budget (GAAP) Basis and Actual
For the Year Ended December 31, 2017
(With Comparative Actual Amounts for 2016)

	<u>2017</u>			Final Budget Variance Positive (Negative)	<u>2016</u>
	<u>Original Budget</u>	<u>Final Budget</u>	<u>Actual</u>		<u>Actual</u>
Revenues:					
Interest	-	-	1,353	1,353	816
Total Revenues	-	-	1,353	1,353	816
Expenditures:					
Closure costs	95,000	95,000	-	95,000	-
Total Expenditures	95,000	95,000	-	95,000	-
Excess (Deficiency) of Revenues Over Expenditures	(95,000)	(95,000)	1,353	96,353	816
Other Financing Sources:					
Transfers in	5,000	5,000	5,000	-	5,000
Total Other Financing Sources	5,000	5,000	5,000	-	5,000
Net Change in Fund Balance	<u>(90,000)</u>	<u>(90,000)</u>	6,353	<u>96,353</u>	5,816
Fund Balances - Beginning of Year			104,865		99,049
Fund Balances - End of Year			<u>111,218</u>		<u>104,865</u>

The accompanying notes are an integral part of these financial statements.

Yuma County, Colorado
Special Revenue Funds
Recreation Fund
Schedule of Revenues, Expenditures and Changes in Fund Balance
Budget (GAAP) Basis and Actual
For the Year Ended December 31, 2017
(With Comparative Actual Amounts for 2016)

	<u>2017</u>			Final Budget Variance Positive (Negative)	<u>2016</u>
	<u>Original Budget</u>	<u>Final Budget</u>	<u>Actual</u>		<u>Actual</u>
Revenues:					
Local Sources:					
General property taxes	239,006	239,006	238,956	(50)	279,380
Delinquent taxes and interest	600	600	(309)	(909)	493
Intergovernmental	90	90	189	99	1,204
Total Revenues	<u>239,696</u>	<u>239,696</u>	<u>238,836</u>	<u>(860)</u>	<u>281,077</u>
Expenditures:					
Culture and recreation	150,000	150,000	100,862	49,138	103,854
Total Expenditures	<u>150,000</u>	<u>150,000</u>	<u>100,862</u>	<u>49,138</u>	<u>103,854</u>
Excess (Deficiency) of Revenues Over Expenditures	89,696	89,696	137,974	48,278	177,223
Other Financing (Uses):					
Transfers (out)	(450,000)	(450,000)	(200,000)	250,000	(16,903)
Total Other Financing (Uses)	<u>(450,000)</u>	<u>(450,000)</u>	<u>(200,000)</u>	<u>250,000</u>	<u>(16,903)</u>
Net Change in Fund Balance	<u>(360,304)</u>	<u>(360,304)</u>	(62,026)	<u>298,278</u>	160,320
Fund Balances - Beginning of Year			1,071,033		910,713
Fund Balances - End of Year			<u>1,009,007</u>		<u>1,071,033</u>

The accompanying notes are an integral part of these financial statements.

Yuma County, Colorado
Special Revenue Funds
Conservation Trust Fund
Schedule of Revenues, Expenditures and Changes in Fund Balance
Budget (GAAP) Basis and Actual
For the Year Ended December 31, 2017
(With Comparative Actual Amounts for 2016)

	<u>2017</u>			Final Budget Variance Positive (Negative)	<u>2016</u>
	<u>Original Budget</u>	<u>Final Budget</u>	<u>Actual</u>		<u>Actual</u>
Revenues:					
Conservation Trust lottery revenue	35,000	35,000	38,579	3,579	44,052
Interest	200	200	1,618	1,418	1,022
Total Revenues	<u>35,200</u>	<u>35,200</u>	<u>40,197</u>	<u>4,997</u>	<u>45,074</u>
Expenditures:					
Parks and recreation	100,000	100,000	67,198	32,802	19,664
Total Expenditures	<u>100,000</u>	<u>100,000</u>	<u>67,198</u>	<u>32,802</u>	<u>19,664</u>
Net Change in Fund Balance	<u>(64,800)</u>	<u>(64,800)</u>	(27,001)	<u>37,799</u>	25,410
Fund Balances - Beginning of Year			<u>140,154</u>		<u>114,744</u>
Fund Balances - End of Year			<u>113,153</u>		<u>140,154</u>

The accompanying notes are an integral part of these financial statements.

Yuma County, Colorado
Special Revenue Funds
Useful Public Service Fund
Schedule of Revenues, Expenditures and Changes in Fund Balance
Budget (GAAP) Basis and Actual
For the Year Ended December 31, 2017
(With Comparative Actual Amounts for 2016)

	<u>2017</u>			Final Budget Variance Positive (Negative)	<u>2016</u>
	<u>Original Budget</u>	<u>Final Budget</u>	<u>Actual</u>		<u>Actual</u>
Revenues:					
Charges for services	6,000	6,000	5,659	(341)	4,226
Other	200	200	170	(30)	831
Total Revenues	<u>6,200</u>	<u>6,200</u>	<u>5,829</u>	<u>(371)</u>	<u>5,057</u>
Expenditures:					
Programs	8,630	8,630	7,440	1,190	8,239
Total Expenditures	<u>8,630</u>	<u>8,630</u>	<u>7,440</u>	<u>1,190</u>	<u>8,239</u>
Net Change in Fund Balance	<u>(2,430)</u>	<u>(2,430)</u>	(1,611)	<u>819</u>	(3,182)
Fund Balances - Beginning of Year			<u>14,367</u>		<u>17,549</u>
Fund Balances - End of Year			<u>12,756</u>		<u>14,367</u>

The accompanying notes are an integral part of these financial statements.

Yuma County, Colorado
Special Revenue Funds
Sheriff's Victim Assistance and Grant Fund
Schedule of Revenues, Expenditures and Changes in Fund Balance
Budget (GAAP) Basis and Actual
For the Year Ended December 31, 2017
(With Comparative Actual Amounts for 2016)

	<u>2017</u>			Final Budget Variance Positive (Negative)	<u>2016</u>
	Original Budget	Final Budget	Actual		Actual
Revenues:					
Federal grants	29,497	29,497	28,497	(1,000)	29,062
State grants	23,000	23,000	23,000	-	21,000
Other sources	9,000	9,000	9,000	-	10,124
Charges for services	10,200	10,200	14,107	3,907	18,879
Total Revenues	<u>71,697</u>	<u>71,697</u>	<u>74,604</u>	<u>2,907</u>	<u>79,065</u>
Expenditures:					
Public safety	97,166	98,602	86,526	12,076	101,421
Total Expenditures	<u>97,166</u>	<u>98,602</u>	<u>86,526</u>	<u>12,076</u>	<u>101,421</u>
Excess (Deficiency) of Revenues Over Expenditures	(25,469)	(26,905)	(11,922)	14,983	(22,356)
Other Financing Sources:					
Transfers in	21,666	21,666	13,000	(8,666)	18,383
Total Other Financing Sources	<u>21,666</u>	<u>21,666</u>	<u>13,000</u>	<u>(8,666)</u>	<u>18,383</u>
Net Change in Fund Balance	<u>(3,803)</u>	<u>(5,239)</u>	1,078	<u>6,317</u>	(3,973)
Fund Balances - Beginning of Year			63,272		67,245
Fund Balances - End of Year			<u>64,350</u>		<u>63,272</u>

The accompanying notes are an integral part of these financial statements.

Yuma County, Colorado
Special Revenue Funds
Separation of Employment Fund
Schedule of Revenues, Expenditures and Changes in Fund Balance
Budget (GAAP) Basis and Actual
For the Year Ended December 31, 2017
(With Comparative Actual Amounts for 2016)

	2017			Final Budget Variance Positive (Negative)	2016
	Original Budget	Final Budget	Actual		Actual
Expenditures:					
Personal leave	100,000	100,000	35,341	64,659	32,274
Total Expenditures	<u>100,000</u>	<u>100,000</u>	<u>35,341</u>	<u>64,659</u>	<u>32,274</u>
Excess (Deficiency) of Revenues Over Expenditures	(100,000)	(100,000)	(35,341)	64,659	(32,274)
Other Financing Sources:					
Transfers in	-	-	60,000	60,000	60,000
Total Other Financing Sources	<u>-</u>	<u>-</u>	<u>60,000</u>	<u>60,000</u>	<u>60,000</u>
Net Change in Fund Balance	<u>(100,000)</u>	<u>(100,000)</u>	24,659	<u>124,659</u>	27,726
Fund Balances - Beginning of Year			108,789		81,063
Fund Balances - End of Year			<u>133,448</u>		<u>108,789</u>


The accompanying notes are an integral part of these financial statements.

Yuma County, Colorado
Special Revenue Funds
Self-Insurance Fund
Schedule of Revenues, Expenditures and Changes in Fund Balance
Budget (GAAP) Basis and Actual
For the Year Ended December 31, 2017
(With Comparative Actual Amounts for 2016)

	<u>2017</u>			Final Budget Variance Positive (Negative)	<u>2016</u>
	<u>Original Budget</u>	<u>Final Budget</u>	<u>Actual</u>		<u>Actual</u>
Revenues:					
Taxes:					
General property taxes	119,503	119,503	119,481	(22)	139,694
Delinquent taxes and interest	200	200	(154)	(354)	247
Total Taxes	<u>119,703</u>	<u>119,703</u>	<u>119,327</u>	<u>(376)</u>	<u>139,941</u>
Other:					
Intergovernmental	50	50	94	44	102
Miscellaneous	20,000	20,000	20,361	361	24,419
Total Other	<u>20,050</u>	<u>20,050</u>	<u>20,455</u>	<u>405</u>	<u>24,521</u>
Total Revenues	<u>139,753</u>	<u>139,753</u>	<u>139,782</u>	<u>29</u>	<u>164,462</u>
Expenditures:					
General government:					
Insurance premiums and claims	230,000	230,000	160,367	69,633	146,232
Total Expenditures	<u>230,000</u>	<u>230,000</u>	<u>160,367</u>	<u>69,633</u>	<u>146,232</u>
Net Change in Fund Balance	<u>(90,247)</u>	<u>(90,247)</u>	(20,585)	<u>69,662</u>	18,230
Fund Balances - Beginning of Year			989,768		971,538
Fund Balances - End of Year			<u>969,183</u>		<u>989,768</u>

The accompanying notes are an integral part of these financial statements.

**ANNUAL SCHEDULE OF REVENUES AND
EXPENDITURES FOR ROADS, BRIDGES AND STREETS**



The public report burden for this information collection is estimated to average 380 hours annually.

LOCAL HIGHWAY FINANCE REPORT	City or County: YUMA
YEAR ENDING : December 2017	
This Information From The Records Of County of Yuma	Prepared By: Andrea Calhoon Phone: 970-332-5796

I. DISPOSITION OF HIGHWAY-USER REVENUES AVAILABLE FOR LOCAL GOVERNMENT EXPENDITURE

ITEM	A. Local Motor-Fuel Taxes	B. Local Motor-Vehicle Taxes	C. Receipts from State Highway-User Taxes	D. Receipts from Federal Highway Administration
1. Total receipts available				
2. Minus amount used for collection expenses				
3. Minus amount used for nonhighway purposes				
4. Minus amount used for mass transit				
5. Remainder used for highway purposes				

II. RECEIPTS FOR ROAD AND STREET PURPOSES

III. DISBURSEMENTS FOR ROAD AND STREET PURPOSES

ITEM	AMOUNT	ITEM	AMOUNT
A. Receipts from local sources:		A. Local highway disbursements:	
1. Local highway-user taxes		1. Capital outlay (from page 2)	1,863,203
a. Motor Fuel (from Item I.A.5.)		2. Maintenance:	2,656,754
b. Motor Vehicle (from Item I.B.5.)		3. Road and street services:	
c. Total (a.+b.)		a. Traffic control operations	
2. General fund appropriations		b. Snow and ice removal	
3. Other local imposts (from page 2)	1,257,641	c. Other Maintenance (703)	58,465
4. Miscellaneous local receipts (from page 2)	92,781	d. Total (a. through c.)	58,465
5. Transfers from toll facilities		4. General administration & miscellaneous	
6. Proceeds of sale of bonds and notes:		5. Highway law enforcement and safety	
a. Bonds - Original Issues		6. Total (1 through 5)	4,578,422
b. Bonds - Refunding Issues		B. Debt service on local obligations:	
c. Notes		1. Bonds:	
d. Total (a. + b. + c.)	0	a. Interest	
7. Total (1 through 6)	1,350,423	b. Redemption	
B. Private Contributions		c. Total (a. + b.)	0
C. Receipts from State government (from page 2)	3,163,509	2. Notes:	
D. Receipts from Federal Government (from page 2)	0	a. Interest	
E. Total receipts (A.7 + B + C + D)	4,513,932	b. Redemption	
		c. Total (a. + b.)	0
		3. Total (1.c + 2.c)	0
		C. Payments to State for highways	
		D. Payments to toll facilities	
		E. Total disbursements (A.6 + B.3 + C + D)	4,578,422

IV. LOCAL HIGHWAY DEBT STATUS
(Show all entries at par)

	Opening Debt	Amount Issued	Redemptions	Closing Debt
A. Bonds (Total)				0
1. Bonds (Refunding Portion)				
B. Notes (Total)				0

V. LOCAL ROAD AND STREET FUND BALANCE

	A. Beginning Balance	B. Total Receipts	C. Total Disbursements	D. Ending Balance	E. Reconciliation
	6,422,408	4,513,932	4,578,422	6,357,918	0

Notes and Comments:

Funds to the City of Wray	22,997
Funds to the City of Yuma	28,173
TOTAL included in A2	51,171

LOCAL HIGHWAY FINANCE REPORT	STATE:	County / Yuma
	Colorado	
	YEAR ENDING (mm/yy):	12/17

II. RECEIPTS FOR ROAD AND STREET PURPOSES - DETAIL

ITEM	AMOUNT	ITEM	AMOUNT
A.3. Other local imposts:		A.4. Miscellaneous local receipts:	
a. Property Taxes and Assessments	604,320	a. Interest on investments	
b. Other local imposts:		b. Traffic Fines & Penalties	
1. Sales Taxes		c. Parking Garage Fees	
2. Infrastructure & Impact Fees	32,769	d. Parking Meter Fees	
3. Liens		e. Sale of Surplus Property	42,978
4. Licenses		f. Charges for Services Permits & Gravel	5,791
5. Specific Ownership &/or Other	620,552	g. Other Misc. Receipts + Fed Mineral Lease	44,012
6. Total (1. through 5.)	653,321	h. Other	0
c. Total (a. + b.)	1,257,641	i. Total (a. through h.)	92,781
	(Carry forward to page 1)		(Carry forward to page 1)


ITEM	AMOUNT	ITEM	AMOUNT
C. Receipts from State Government		D. Receipts from Federal Government	
1. Highway-user taxes	3,093,849	1. FHWA (from Item I.D.5.)	
2. State general funds		2. Other Federal agencies:	
3. Other State funds:		a. Forest Service	
a. State bond proceeds		b. FEMA	
b. Project Match		c. HUD	
c. Motor Vehicle Registrations	40,959	d. Federal Transit Admin	
d. Other (Specify) - DOLA Grant		e. U.S. Corps of Engineers	
e. Other (Specify) Severance tax	28,701	f. Other Federal	
f. Total (a. through e.)	69,660	g. Total (a. through f.)	0
4. Total (1. + 2. + 3.f)	3,163,509	3. Total (1. + 2.g)	
			(Carry forward to page 1)

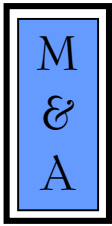
III. DISBURSEMENTS FOR ROAD AND STREET PURPOSES - DETAIL

	ON NATIONAL HIGHWAY SYSTEM (a)	OFF NATIONAL HIGHWAY SYSTEM (b)	TOTAL (c)
A.1. Capital outlay:			
a. Right-Of-Way Costs			0
b. Engineering Costs			0
c. Construction:			
(1). New Facilities			0
(2). Capacity Improvements			0
(3). System Preservation			0
(4). System Enhancement & Operation		1,863,203	1,863,203
(5). Total Construction (1) + (2) + (3) + (4)	0	1,863,203	1,863,203
d. Total Capital Outlay (Lines 1.a. + 1.b. + 1.c.5)	0	1,863,203	1,863,203
			(Carry forward to page 1)

Notes and Comments:

SINGLE AUDIT





MCMAHAN AND ASSOCIATES, L.L.C.

Certified Public Accountants and Consultants

CHAPEL SQUARE, BLDG C
245 CHAPEL PLACE, SUITE 300
P.O. Box 5850, AVON, CO 81620

WEB SITE: WWW.MCMAHANCPA.COM
MAIN OFFICE: (970) 845-8800
FACSIMILE: (970) 845-8108
E-MAIL: MCMAHAN@MCMAHANCPA.COM

REPORT ON INTERNAL CONTROL OVER FINANCIAL REPORTING AND ON COMPLIANCE AND OTHER MATTERS BASED ON AN AUDIT OF FINANCIAL STATEMENTS PERFORMED IN ACCORDANCE WITH GOVERNMENTAL AUDITING STANDARDS

Independent Auditor's Report

**To the Board of County Commissioners
Yuma County, Colorado
County, Colorado**

We have audited, in accordance with U.S. generally accepted auditing standards and the standards applicable to financial audits contained in *Governmental Audit Standards* issued by the Comptroller General of the United States, the financial statements of the governmental activities, each major fund, and the aggregate remaining fund information of Yuma County, Colorado (the "County") as of and for the year ended December 31, 2017, and the related notes to the financial statements, which collectively comprise the County's basic financial statements and have issued our report thereon dated September 19, 2018.

Internal Control Over Financial Reporting

In planning and performing our audit on the financial statements, we considered the County's internal control over financial reporting (internal control) to determine the audit procedures that are appropriate in the circumstances for the purpose of expressing our opinions on the financial statements, but not for the purpose of expressing an opinion on the effectiveness of the County's internal control. Accordingly, we do not express an opinion on the effectiveness of the County's internal control.

A deficiency in internal control exists when the design or operation of a control does not allow management or employees, in the normal course of performing their assigned functions, to prevent, or detect and correct misstatements on a timely basis. *A material weakness* is a deficiency, or combination of deficiencies, in internal control, such that there is a reasonable possibility that a material misstatement of the County's financial statements will not be prevented, or detected and corrected on a timely basis. *A significant deficiency* is a deficiency, or a combination of deficiencies, in internal control that is less severe than a material weakness, yet important enough to merit attention by those charged with governance.

Our consideration of internal control was for the limited purpose described in the first paragraph of this section and was not designed to identify all deficiencies in internal control that might be material weaknesses or significant deficiencies. Given these limitations, during our audit we did not identify any deficiencies in internal control that we consider to be material weaknesses. However, material weaknesses may exist that have not been identified.

Member: American Institute of Certified Public Accountants

PAUL J. BACKES, CPA, CGMA
MICHAEL N. JENKINS, CA, CPA, CGMA
DANIEL R. CUDAHY, CPA, CGMA

AVON: (970) 845-8800
ASPEN: (970) 544-3996
FRISCO: (970) 668-3481

**To the Board of County Commissioners
Yuma County, Colorado**

Compliance and Other Matters

As part of obtaining reasonable assurance about whether the County's financial statements are free of material misstatement, we performed tests of its compliance with certain provisions of laws, regulations, contracts and grant agreements, noncompliance with which could have a direct and material effect on the determination of financial statement amounts. However, providing an opinion on compliance with those provisions was not an objective of our audit and, accordingly, we do not express such an opinion. The results of our tests disclosed no instances of noncompliance or other matters that are required to be reported under *Government Auditing Standards*.

Purpose of this Report

The purpose of this report is solely to describe the scope of our testing of internal control and compliance and the results of that testing, and not to provide an opinion on the effectiveness of the County's internal control or on compliance. This report is an integral part of an audit performed in accordance with *Governmental Auditing Standards* in considering the County's internal control and compliance. Accordingly, this communication is not suitable for any other purpose.

McMahan and Associates, L.L.C.

**McMahan and Associates, L.L.C.
September 19, 2018**



MCMAHAN AND ASSOCIATES, L.L.C.

Certified Public Accountants and Consultants

CHAPEL SQUARE, BLDG C
245 CHAPEL PLACE, SUITE 300
P.O. Box 5850, AVON, CO 81620

WEB SITE: WWW.MCMAHANCPA.COM
MAIN OFFICE: (970) 845-8800
FACSIMILE: (970) 845-8108
E-MAIL: MCMAHAN@MCMAHANCPA.COM

REPORT ON COMPLIANCE FOR EACH MAJOR FEDERAL PROGRAM; REPORT ON INTERNAL CONTROL OVER COMPLIANCE REQUIRED BY THE UNIFORM GUIDANCE

Independent Auditor's Report

**To the Board of County Commissioners
Yuma County, Colorado
County, Colorado**

Report on Compliance for Each Major Program

We have audited the Yuma County, Colorado's (the "County") compliance with the types of compliance requirements described in the *OMB Compliance Supplement* that could have a direct and material effect on each of the County's major federal programs for the year ended December 31, 2017. The County's major federal programs are identified in the summary of auditor's results section of the accompanying schedule of findings and questioned costs.

Management's Responsibility

Management is responsible for compliance with the requirements of laws, regulations, contracts, and grants applicable to its federal programs.

Auditor's Responsibility

Our responsibility is to express an opinion on compliance for each of the County's major federal programs based on our audit of the types of compliance requirements referred to above. We conducted our audit of compliance in accordance with U.S. generally accepted auditing standards; the standards applicable to financial audits contained in *Government Auditing Standards*, issued by the Comptroller General of the United States; and the audit requirements of Title 2 U.S. Code of Federal Regulations Part 200, *Uniform Administrative Requirements, Cost Principles, and Audit Requirements for Federal Awards* ("Uniform Guidance") require that we plan and perform the audit to obtain reasonable assurance about whether noncompliance with the types of compliance requirements referred to above that could have a direct and material effect on a major federal program occurred. An audit includes examining, on a test basis, evidence about the County's compliance with those requirements and performing such other procedures as we considered necessary in the circumstances.

We believe that our audit provides a reasonable basis for our opinion on compliance for each major federal program. However, our audit does not provide a legal determination on the County's compliance with those requirements.

Opinion on Each Major Federal Program

In our opinion, the County complied, in all material respects, with the types of compliance requirements referred to above that could have a direct and material effect on each of its major federal programs for the year ended December 31, 2017.

Member: American Institute of Certified Public Accountants

PAUL J. BACKES, CPA, CGMA
MICHAEL N. JENKINS, CA, CPA, CGMA
DANIEL R. CUDAHY, CPA, CGMA

AVON: (970) 845-8800
ASPEN: (970) 544-3996
FRISCO: (970) 668-3481

Report on Internal Control Over Compliance

Management of the County is responsible for establishing and maintaining effective internal control over compliance with the types of compliance requirements referred to above. In planning and performing our audit, we considered the County's internal control over compliance with types of requirements that could have a direct and material effect on each major federal program to determine our auditing procedures that are appropriate in the circumstances for the purpose of expressing an opinion on compliance for each major federal program and to test and report on internal control over compliance in accordance with Uniform Guidance, but not for the purpose of expressing an opinion on the effectiveness of internal control over compliance. Accordingly, we do not express an opinion on the effectiveness of the County's internal control over compliance.

A deficiency in internal control over compliance exists when the design or operation of a control over compliance does not allow management or employees, in the normal course of performing their assigned functions, to prevent, or detect and correct, noncompliance with a type of compliance requirement of a federal program or on a timely basis. *A material weakness in internal control over compliance* is a deficiency, or a combination of deficiencies, in internal control over compliance, such that there is a reasonable possibility that material noncompliance with a type of compliance requirement of a federal program will not be prevented, or detected and corrected, on a timely basis. *A significant deficiency in internal control over compliance* is a deficiency, or combination of deficiencies, in internal control over compliance with a type of compliance requirement of a federal program that is less severe than a material weakness in internal control over compliance, yet important enough to merit attention by those charges with governance.

Our consideration of the internal control over compliance was for the limited purpose described in the first paragraph of this section and was not designed to identify all deficiencies in internal control over compliance that might be material weaknesses or significant deficiencies. We did not identify any deficiencies in internal control over compliance that we consider to be material weaknesses. However, material weaknesses may exist that have not been identified.

The purpose of this report in internal control over compliance is solely to describe the scope of our testing of internal control over compliance and the results of that testing based on the requirements of Uniform Guidance. Accordingly, this report is not suitable for any other purpose.

McMahan and Associates, L.L.C.

McMahan and Associates, L.L.C.
September 19, 2018

Yuma County, Colorado, Colorado
SCHEDULE OF FINDINGS AND QUESTIONED COSTS
For the Year Ended December 31, 2017

Part I: Summary of Auditor's Results

Financial Statements

Type of auditor's report issued Unmodified

Internal control over financial reporting:

Material weakness identified	None noted
Significant deficiency identified	None noted
Noncompliance material to financial statements noted	None noted

Federal Awards

Internal control over major programs:

Material weakness identified	None noted
Significant deficiency identified	None noted
Type of auditor's report issued on compliance for major programs	Unmodified
Any audit findings disclosed that are required to be reported in accordance with Title 2 U.S. Code of Federal Regulations Part 200	None noted

Major program: Community Development Block Grant	CFDA #14.228
---	--------------

Dollar threshold used to identify Type A from Type B programs	\$750,000
---	-----------

Identified as low-risk auditee	Yes
--------------------------------	-----

Part II: Findings Related to Financial Statements

Findings related to financial statements as required by Government Auditing Standards	None noted
Auditor-assigned reference number	Not applicable

Part III: Findings Related to Federal Awards

Internal control findings	None noted
Compliance findings	None noted
Questioned costs	None noted
Auditor-assigned reference number	Not applicable

Yuma County, Colorado
SCHEDULE OF PRIOR AUDIT FINDINGS AND QUESTIONED COSTS
For the Year Ended December 31, 2017
(Continued)

Note: There were no findings for the fiscal year ended December 31, 2016.

Yuma County, Colorado
Schedule of Expenditures of Federal Awards
For the Year Ended December 31, 2017

<u>Program Title</u>	<u>Federal CFDA Number</u>	<u>Pass through Entity Identifying Number</u>	<u>2017 Expenditures</u>	
Department of Health and Human Services:				
Passed through Colorado Secretary of State				
Help America Vote Act	93.617	None Noted	\$ 8,052	
			<u>8,052</u>	
Passed through Colorado Department of Health and Human Services:				
Guardianship Assistance	93.090	DHS-FFA	739	
TANF CO Works	93.558	DHS-FFA	146,721	B
Title IV-D - Admin	93.563	DHS-FFA	76,603	
Low income energy assistance program	93.568	DHS-FFA	2,596	
Child Care and Development Block Grant	93.575	DHS-FFA	72,991	A
Child Care Mandatory and Matching Funds of the Child Care and Development Fund	93.596	DHS-FFA	5,688	A
Child care - Title IVB	93.645	DHS-FFA	7,675	
Foster Care - Title IV-E	93.658	DHS-FFA	172,073	
Adoption	93.659	DHS-FFA	14,018	
Block Grant - Title XX	93.667	DHS-FFA	56,982	
Medical Assistance Program - Title XIX	93.778	DHS-FFA	91,870	C
Adjustment to federal assistance	93.000	DHS-FFA	240	
Total Department of Health and Human Services			<u>656,248</u>	
Department of Agriculture:				
Passed through Colorado Department of Human Services:				
Supplemental Nutrition Assistance Programs	10.561	DHS-FFA	84,021	D
Total Department of Agriculture			<u>84,021</u>	
Department of Homeland Security:				
Emergency Management Performance Grants (EMPG)	97.042	EM1516-64	15,462	
Total Department of Homeland Security			<u>15,462</u>	
Department of Housing and Urban Development:				
Community Development Block Grant	14.228		196,400	
Department of Justice:				
Passed through the Colorado Division of Criminal Justice:				
Victims of Crime Act	16.575	2014VA14003116	28,497	
Total Department of Justice			<u>28,497</u>	
Total Expenditures			<u>\$ 980,628</u>	
Additional Information for Clusters:				
		Amount		
A - Child Care Cluster		\$ 78,679		
B - Temporary Assistance For Needy Families (TANF) State Programs		146,721		
C - Medicaid Cluster		91,870		
D - Supplemental Nutrition Assistance Programs (SNAP)		84,021		

The accompanying notes are an integral part of these financial statements.

Yuma County, Colorado
Schedule of Expenditures of Federal Awards
For the Year Ended December 31, 2017

Notes to the Schedule of Expenditures of Federal Awards For the Year Ended December 31, 2017.

Note 1. Basis of Presentation:

The Schedule of Expenditures of Federal Awards includes the federal grant activity of Yuma County and is presented on the modified accrual basis of accounting. The information in this schedule is presented in accordance with the requirements of Title 2, U.S. Code of Federal Regulations, Part 200, Uniform Administrative Requirements, Cost Principles, and the Audit Requirement for Federal Awards ("Uniform Guidance"). Therefore, some amounts presented in this schedule may differ from amounts presented in, or used in, or used in the preparation of the financial statements.

Note 2. Determining the Amount of Non-cash Awards Expended:

Fair market value of assistance at the time of disbursement to the recipient, or the assessed value provided by the state or federal agency.

Note 3. Pass Through Sub recipients:

The County had no sub recipients as of December 31, 2017.

Note 4. Indirect Facilities and Administration costs:

The County does not use the 10% de minimis cost rate allowed in Title 2 U.S. Code of Federal Regulations (CFR) Part 200.414, Indirect (F & A) costs. Instead, the County prepares an annual cost allocation plan to allocate indirect costs.

The accompanying notes are an integral part of these financial statements.